



# GREENLEE® Knockout Tools

## Draw Studs

Greenlee replacement draw studs connect the knockout punch to the hydraulic driver or ratchet wrench, transmitting the pulling force through the full punch stroke. Three stud types cover the full range of Greenlee punching configurations — the DSBB ball-bearing series for manual ratchet wrench use, the DSH hydraulic series for ram and Gator battery drivers, and the DSH-S short hydraulic series for Quick Draw drivers. Each type is available in 7/16in for smaller punch sizes and 3/4in for larger punch sizes.






**DSH-S7/16**

## Features

- Three stud types cover all Greenlee hydraulic and manual punching configurations
- DSBB series for use with 1in hex ratchet wrench — ball bearing included
- DSH series for use with 746A ram/pump and Gator battery hydraulic drivers
- DSH-S series for use with Quick Draw hydraulic drivers
- 7/16in for 1/2in conduit size knockouts; 3/4in for 3/4in–2in conduit size knockouts
- Compatible with Slug-Buster and Standard Round knockout punches and dies

### Draw Studs Specifications

Part Number	Item	Bolt Size	Fits	Additional Information	Price
					
<b><u>DSBB-3/4</u></b>	Manual draw stud	3/4in	1in hex ratchet wrench	Use with 3/4in–2in conduit size slug-buster and standard round knockouts	\$42.00
<b><u>DSBB-7/16</u></b>	Manual draw stud	7/16in	1in hex ratchet wrench	Use with 1/2in conduit size slug-buster and standard round knockouts	\$38.00
					
<b><u>DSH-3/4</u></b>	Hydraulic draw stud	3/4in	Battery-hydraulic knockout drivers or 746a ram	Use with 3/4in–2in conduit size slug-buster and standard round knockouts	\$51.00
<b><u>DSH-7/16</u></b>	Hydraulic draw stud	7/16in	Battery-hydraulic knockout drivers or 746a ram	Use with 1/2in conduit size slug-buster and standard round knockouts	\$51.00
					
<b><u>DSH-S3/4</u></b>	Hydraulic draw stud	3/4in	Quick Draw manual-hydraulic knockout drivers	Use with 3/4in - 2in conduit size slug-buster and standard round knockouts	\$51.00
<b><u>DSH-S7/16</u></b>	Hydraulic draw stud	7/16in	Quick Draw manual-hydraulic knockout drivers	Use with 1/2in conduit size slug-buster and standard round knockouts	\$51.00

# GREENLEE® Knockout Tools

## Overview

Greenlee knockout punching tools and accessories deliver clean, precise holes in multiple materials, including steel (up to 10ga thick), stainless steel (up to 12ga thick), brass, copper, aluminum, fiberglass, and plastic up to 10ga thickness — without drilling or secondary finishing. Three hydraulic driver configurations cover every application: the classic ram-and-pump system for high-force punching up to 108 kN, the self-contained Quick Draw® for fast portable operation in straight or right-angle configurations, and the cordless Gator battery driver for maximum mobility.

For wrench-driven applications, the ratcheting 1in box end wrench pairs with any Greenlee draw stud and knockout punch set. The Greenlee system is built around two proven punch series — Slug-Buster® and Standard Round — available as complete sets with driver included, individual punch and die sets, or replacement punches and dies sold separately. Knockout sets span conduit sizes from 1/2in through 4in depending on configuration, with metric sizing also available. Whether the job calls for a single conduit knockout or a full production punching setup, there's a Greenlee configuration to get it done.

Greenlee Knockout Tools	
Category	Description
Ratcheting wrench	1in ratcheting box end wrench, 13in length, for use with knockout draw bolts
Ram/pump hydraulic drivers	Manual hydraulic ram and pump system, up to 108 kN, 0-degree fixed head
Quick Draw hydraulic drivers	Self-contained manual hydraulic drivers, 78 kN, 0-degree and 90-degree fixed head
Gator battery hydraulic drivers	Cordless 18 VDC hydraulic drivers, 69 kN, 360-degree adjustable head
Knockout sets	Complete sets spanning Slug-Buster, Standard Round, Quick Draw, and Gator series, 1/2in–4in conduit
Slug-Buster punches and dies	Individual punch & die sets and replacement punches, 1/2in–2in conduit and 30.5mm
Standard round punches and dies	Individual punch & die sets, replacement punches and dies, 1/2in–2in conduit and 30.5mm
Draw studs	Manual ball-bearing, hydraulic short, and Quick Draw short — 7/16in and 3/4in

