

Gladiator MCCB GCB100 (15-100 A)

2-Pole or 3-Pole – Accessories

Gladiator MCCB GCB100 (15-100 A) Accessories			
Part Number	Price	Description	Dimensional Drawing
<u>GCBX1-ALX-LT</u>	\$14.50	Gladiator field installable alarm/auxiliary contact, left side mount, (2) SPDT contact(s), 3A @ 250VAC/0.2A @ 250VDC, 20in 24AWG lead wires, Auxiliary contact indicates if the MCCB is closed or open/tripped. Alarm contact indicates if the MCCB is tripped.	NA
<u>GCBX1-ALX-RT</u>	\$14.50	Gladiator field installable alarm/auxiliary contact, right side mount, (2) SPDT contact(s), 3A @ 250VAC/0.2A @ 250VDC, 20in 24AWG lead wires, Auxiliary contact indicates if the MCCB is closed or open/tripped. Alarm contact indicates if the MCCB is tripped.	NA
<u>GCBX1-AUX-LT</u>	\$14.50	Gladiator field installable auxiliary contact, left side mount, (1) SPDT contact(s), 3A @ 250VAC/0.2A @ 250VDC, 20in 24AWG lead wires, Auxiliary contact indicates if the MCCB is closed or open/tripped.	NA
<u>GCBX1-AUX-RT</u>	\$14.50	Gladiator field installable auxiliary contact, right side mount, (1) SPDT contact(s), 3A @ 250VAC/0.2A @ 250VDC, 20in 24AWG lead wires, Auxiliary contact indicates if the MCCB is closed or open/tripped.	NA
<u>GCBX1-LCK-PL</u>	\$26.00	Gladiator lockout attachment, 5-8mm (3/16-5/16in) diameter. For locking in the OFF position only. Accepts up to 3 locks.	<u>PDF</u>
<u>GCBX1-SHT-110VAC</u>	\$29.50	Gladiator field installable shunt trip, right side mount, 110-130 VAC/VDC coil voltage, screw terminals.	NA
<u>GCBX1-SHT-24VDC</u>	\$26.00	Gladiator field installable shunt trip, right side mount, 24 VAC/VDC coil voltage, screw terminals.	NA
<u>GCBX1-UVT-110VAC</u>	\$29.50	Gladiator field installable undervoltage trip, right side mount, 110-130 VAC/VDC sensing range, screw terminals.	NA
<u>GCBX1-UVT-24VDC</u>	\$26.00	Gladiator field installable undervoltage trip, right side mount, 24 VAC/VDC sensing range, screw terminals.	NA



Gladiator MCCB GCB100 (15-100 A) Flange Handles and Cables			
Part Number	Price	Description	Dimensional Drawing
<u>GCBX1-FHC-N3R4-M</u>	\$283.00	Gladiator flange handle, lever, gray/chrome, external front mount, 2-position, lockable in OFF only, defeatable, NEMA 3/3R/4. Operating mechanism included.	<u>PDF</u>
<u>GCBX1-FHC-N4X-M</u>	\$306.00	Gladiator flange handle, lever, chrome, external front mount, 2-position, lockable in OFF only, defeatable, NEMA 3/4/4X. Operating mechanism included.	<u>PDF</u>
<u>GCBX2-CBL-36</u>	\$69.00	Gladiator cable assembly, 36in [0.91 m]	<u>PDF</u>
<u>GCBX2-CBL-60</u>	\$81.00	Gladiator cable assembly, 60in [1.52 m]	<u>PDF</u>



Gladiator MCCB GCB100 (15-100 A) Rotary Handles and Shafts			
Part Number	Price	Description	Dimensional Drawing
<u>GCBX1-EHR-N12-GY</u>	\$69.00	Gladiator rotary handle, pistol, gray, external front mount, 2-position, lockable in ON-OFF, defeatable, NEMA 1/12. Operating mechanism included.	<u>PDF</u>
<u>GCBX1-EHR-N3R4-BK</u>	\$76.00	Gladiator rotary handle, pistol, black, external front mount, 2-position, lockable in ON-OFF, defeatable, NEMA 3/3R/4. Operating mechanism included.	<u>PDF</u>
<u>GCBX1-EHR-N4X-BK</u>	\$87.00	Gladiator rotary handle, pistol, black, external front mount, 2-position, lockable in ON-OFF, defeatable, NEMA 3/4/4X. Operating mechanism included.	<u>PDF</u>
<u>GCBX1-SFT-12</u>	\$12.50	Gladiator shaft, 12in [0.30 m] length.	<u>PDF</u>
<u>GCBX1-SFT-16</u>	\$14.00	Gladiator shaft, 16in [0.41 m] length.	<u>PDF</u>
<u>GCBX1-SFT-24</u>	\$21.50	Gladiator shaft, 24in [0.61 m] length.	<u>PDF</u>

[GCBX1-EHR-N12-GY](#)



Gladiator MCCB GCB150 (125-150 A)

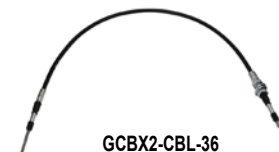
3-Pole – Accessories

Gladiator MCCB GCB150 3-Pole (125-150 A) Accessories			
Part Number	Price	Description	Dimensional Drawing
GCBX2-LCK-PL	\$40.50	Gladiator lockout attachment, 5-8mm (3/16-5/16in) diameter. For locking in the OFF position only. Accepts up to 3 locks.	PDF
GCBX2-PBR-STD	\$8.25	Gladiator phase barrier, package of 2.	PDF
GCBX4-ALM	\$14.50	Gladiator field installable alarm contact, left or right side mount, (1) SPDT contact(s), 3A @ 250VAC/0.2A @ 250VDC, 20in 26AWG lead wires, Alarm contacts indicate when the MCCB is tripped.	NA
GCBX4-AUX	\$14.50	Gladiator field installable auxiliary contact, left or right side mount, (1) SPDT contact(s), 3A @ 250VAC/0.2A @ 250VDC, screw terminals, Auxiliary contact indicates if the MCCB is closed or open/tripped.	NA
GCBX4-SHT-110VAC	\$37.00	Gladiator field installable shunt trip, left side mount, 110-130 VAC/VDC coil voltage, screw terminals.	NA
GCBX4-SHT-24VDC	\$37.00	Gladiator field installable shunt trip, left side mount, 24 VAC/VDC coil voltage, screw terminals.	NA
GCBX4-UVT-110VAC	\$48.50	Gladiator field installable undervoltage trip, left side mount, 110-130 VAC/VDC sensing range, screw terminals.	NA
GCBX4-UVT-24VDC	\$45.00	Gladiator field installable undervoltage trip, left side mount, 24 VAC/VDC sensing range, screw terminals.	NA

Gladiator MCCB GCB150 3-Pole (125-150 A) Flange Handles and Cables			
Part Number	Price	Description	Dimensional Drawing
GCBX2-FHC-N3R4-M	\$211.00	Gladiator flange handle, lever, gray/chrome, external front mount, 2-position, lockable in OFF only, defeatable, NEMA 3/3R/4. Operating mechanism included.	PDF
GCBX2-FHC-N4X-M	\$229.00	Gladiator flange handle, lever, chrome, external front mount, 2-position, lockable in OFF only, defeatable, NEMA 3/4/4X. Operating mechanism included.	PDF
GCBX2-CBL-36	\$69.00	Gladiator cable assembly, 36in [0.91 m]	PDF
GCBX2-CBL-60	\$81.00	Gladiator cable assembly, 60in [1.52 m]	PDF

[GCBX2-FHC-N3R4-M](#)

Gladiator MCCB GCB150 3-Pole (125-150 A) Rotary Handles and Shafts			
Part Number	Price	Description	Dimensional Drawing
GCBX2-EHR-N12-GY	\$79.00	Gladiator rotary handle, pistol, gray, external front mount, 2-position, lockable in ON-OFF, defeatable, NEMA 1/12. Operating mechanism included.	PDF
GCBX2-EHR-N3R4-BK	\$91.00	Gladiator rotary handle, pistol, black, external front mount, 2-position, lockable in ON-OFF, defeatable, NEMA 3/3R/4. Operating mechanism included.	PDF
GCBX2-EHR-N4X-BK	\$107.00	Gladiator rotary handle, pistol, black, external front mount, 2-position, lockable in ON-OFF, defeatable, NEMA 3/4/4X. Operating mechanism included.	PDF
GCBX4-SFT-12	\$20.00	Gladiator shaft, 12in [0.30 m] length.	PDF
GCBX4-SFT-16	\$22.00	Gladiator shaft, 16in [0.41 m] length.	PDF
GCBX4-SFT-24	\$33.00	Gladiator shaft, 24in [0.61 m] length.	PDF

[GCBX2-CBL-36](#)[GCBX2-EHR-N12-GY](#)[GCBX4-SHT-24VDC](#)[GCBX4-UVT-24VDC](#)[GCBX4-AUX](#)[GCBX4-ALM](#)[GCBX2-PBR-STD](#)[GCBX2-LCK-PL](#)[GCBX4-SFT-12](#)

Gladiator MCCB GCB250 (175-250 A)

3-Pole – Accessories

Gladiator MCCB GCB250 3-Pole (175-250 A) Accessories			
Part Number	Price	Description	Dimensional Drawing
<u>GCBX2-LCK-PL</u>	\$40.50	Gladiator lockout attachment, 5-8mm (3/16-5/16in) diameter. For locking in the OFF position only. Accepts up to 3 locks.	<u>PDF</u>
<u>GCBX2-PBR-STD</u>	\$8.25	Gladiator phase barrier, package of 2.	<u>PDF</u>
<u>GCBX4-ALM</u>	\$14.50	Gladiator field installable alarm contact, left or right side mount, (1) SPDT contact(s), 3A @ 250VAC/0.2A @ 250VDC, 20in 26AWG lead wires, Alarm contacts indicate when the MCCB is tripped.	NA
<u>GCBX4-AUX</u>	\$14.50	Gladiator field installable auxiliary contact, left or right side mount, (1) SPDT contact(s), 3A @ 250VAC/0.2A @ 250VDC, screw terminals, Auxiliary contact indicates if the MCCB is closed or open/tripped.	NA
<u>GCBX4-SHT-110VAC</u>	\$37.00	Gladiator field installable shunt trip, left side mount, 110-130 VAC/VDC coil voltage, screw terminals.	NA
<u>GCBX4-SHT-24VDC</u>	\$37.00	Gladiator field installable shunt trip, left side mount, 24 VAC/VDC coil voltage, screw terminals.	NA
<u>GCBX4-UVT-110VAC</u>	\$48.50	Gladiator field installable undervoltage trip, left side mount, 110-130 VAC/VDC sensing range, screw terminals.	NA
<u>GCBX4-UVT-24VDC</u>	\$45.00	Gladiator field installable undervoltage trip, left side mount, 24 VAC/VDC sensing range, screw terminals.	NA

Gladiator MCCB GCB250 3-Pole (175-250 A) Flange Handles and Cables			
Part Number	Price	Description	Dimensional Drawing
<u>GCBX2-FHC-N3R4-M</u>	\$211.00	Gladiator flange handle, lever, gray/chrome, external front mount, 2-position, lockable in OFF only, defeatable, NEMA 3/3R/4. Operating mechanism included.	<u>PDF</u>
<u>GCBX2-FHC-N4X-M</u>	\$229.00	Gladiator flange handle, lever, chrome, external front mount, 2-position, lockable in OFF only, defeatable, NEMA 3/4/4X. Operating mechanism included.	<u>PDF</u>
<u>GCBX2-CBL-36</u>	\$69.00	Gladiator cable assembly, 36in [0.91 m]	<u>PDF</u>
<u>GCBX2-CBL-60</u>	\$81.00	Gladiator cable assembly, 60in [1.52 m]	<u>PDF</u>

[GCBX2-FHC-N3R4-M](#)[GCBX2-CBL-36](#)

Gladiator MCCB GCB250 3-Pole (175-250 A) Rotary Handles and Shafts			
Part Number	Price	Description	Dimensional Drawing
<u>GCBX2-EHR-N12-GY</u>	\$79.00	Gladiator rotary handle, pistol, gray, external front mount, 2-position, lockable in ON-OFF, defeatable, NEMA 1/12. Operating mechanism included.	<u>PDF</u>
<u>GCBX2-EHR-N3R4-BK</u>	\$91.00	Gladiator rotary handle, pistol, black, external front mount, 2-position, lockable in ON-OFF, defeatable, NEMA 3/3R/4. Operating mechanism included.	<u>PDF</u>
<u>GCBX2-EHR-N4X-BK</u>	\$107.00	Gladiator rotary handle, pistol, black, external front mount, 2-position, lockable in ON-OFF, defeatable, NEMA 3/4/4X. Operating mechanism included.	<u>PDF</u>
<u>GCBX4-SFT-12</u>	\$20.00	Gladiator shaft, 12in [0.30 m] length.	<u>PDF</u>
<u>GCBX4-SFT-16</u>	\$22.00	Gladiator shaft, 16in [0.41 m] length.	<u>PDF</u>
<u>GCBX4-SFT-24</u>	\$33.00	Gladiator shaft, 24in [0.61 m] length.	<u>PDF</u>

[GCBX4-SFT-12](#)[GCBX2-EHR-N12-GY](#)[GCBX4-UVT-24VDC](#)[GCBX4-SHT-24VDC](#)[GCBX4-AUX](#)[GCBX2-PBR-STD](#)[GCBX4-ALM](#)[GCBX2-LCK-PL](#)

Gladiator MCCB GCB400 (300-400 A)

3-Pole – Accessories

Gladiator MCCB GCB400 3-Pole (300-400 A) Accessories			
Part Number	Price	Description	Dimensional Drawing
<u>GCBX3-LCK-PL</u>	\$48.50	Gladiator lockout attachment, 5-8mm (3/16-5/16in) diameter. For locking in the OFF position only. Accepts up to 3 locks.	<u>PDF</u>
<u>GCBX3-PBR-STD</u>	\$16.00	Gladiator phase barrier, package of 2.	<u>PDF</u>
<u>GCBX4-ALM</u>	\$14.50	Gladiator field installable alarm contact, left or right side mount, (1) SPDT contact(s), 3A @ 250VAC/0.2A @ 250VDC, 20in 26AWG lead wires, Alarm contacts indicate when the MCCB is tripped.	NA
<u>GCBX4-AUX</u>	\$14.50	Gladiator field installable auxiliary contact, left or right side mount, (1) SPDT contact(s), 3A @ 250VAC/0.2A @ 250VDC, screw terminals, Auxiliary contact indicates if the MCCB is closed or open/tripped.	NA
<u>GCBX4-SHT-110VAC</u>	\$37.00	Gladiator field installable shunt trip, left side mount, 110-130 VAC/VDC coil voltage, screw terminals.	NA
<u>GCBX4-SHT-24VDC</u>	\$37.00	Gladiator field installable shunt trip, left side mount, 24 VAC/VDC coil voltage, screw terminals.	NA
<u>GCBX4-UVT-110VAC</u>	\$48.50	Gladiator field installable undervoltage trip, left side mount, 110-130 VAC/VDC sensing range, screw terminals.	NA
<u>GCBX4-UVT-24VDC</u>	\$45.00	Gladiator field installable undervoltage trip, left side mount, 24 VAC/VDC sensing range, screw terminals.	NA

Gladiator MCCB GCB400 3-Pole (300-400 A) Flange Handles and Cables			
Part Number	Price	Description	Dimensional Drawing
<u>GCBX3-FHC-N3R4-M</u>	\$211.00	Gladiator flange handle, lever, gray/chrome, external front mount, 2-position, lockable in OFF only, defeatable, NEMA 3/3R/4. Operating mechanism included.	<u>PDF</u>
<u>GCBX3-FHC-N4X-M</u>	\$177.00	Gladiator flange handle, lever, chrome, external front mount, 2-position, lockable in OFF only, defeatable, NEMA 3/4/4X. Operating mechanism included.	<u>PDF</u>
<u>GCBX3-CBL-36</u>	\$81.00	Gladiator cable assembly, 36in [0.91 m]	<u>PDF</u>
<u>GCBX3-CBL-60</u>	\$96.00	Gladiator cable assembly, 60in [1.52 m]	<u>PDF</u>

[GCBX3-FHC-N3R4-M](#)[GCBX3-CBL-36](#)

Gladiator MCCB GCB400 3-Pole (300-400A) Rotary Handles and Shafts			
Part Number	Price	Description	Dimensional Drawing
<u>GCBX3-EHR-N12-GY</u>	\$95.00	Gladiator rotary handle, pistol, gray, external front mount, 2-position, lockable in ON-OFF, defeatable, NEMA 1/12. Operating mechanism included.	<u>PDF</u>
<u>GCBX3-EHR-N3R4-BK</u>	\$110.00	Gladiator rotary handle, pistol, black, external front mount, 2-position, lockable in ON-OFF, defeatable, NEMA 3/3R/4. Operating mechanism included.	<u>PDF</u>
<u>GCBX3-EHR-N4X-BK</u>	\$125.00	Gladiator rotary handle, pistol, black, external front mount, 2-position, lockable in ON-OFF, defeatable, NEMA 3/4/4X. Operating mechanism included.	<u>PDF</u>
<u>GCBX4-SFT-12</u>	\$20.00	Gladiator shaft, 12in [0.30 m] length.	<u>PDF</u>
<u>GCBX4-SFT-16</u>	\$22.00	Gladiator shaft, 16in [0.41 m] length.	<u>PDF</u>
<u>GCBX4-SFT-24</u>	\$33.00	Gladiator shaft, 24in [0.61 m] length.	<u>PDF</u>

[GCBX4-SFT-12](#)[GCBX4-AUX](#)[GCBX4-SHT-24VDC](#)[GCBX4-UVT-24VDC](#)[GCBX3-EHR-N12-GY](#)[GCBX4-ALM](#)[GCBX3-PBR-STD](#)[GCBX3-LCK-PL](#)

Gladiator MCCB GCB600 (500-600 A)

3-Pole – Accessories

Gladiator MCCB GCB600 3-Pole (500-600 A) Accessories			
Part Number	Price	Description	Dimensional Drawing
<u>GCBX3-LCK-PL</u>	\$48.50	Gladiator lockout attachment, 5-8mm (3/16-5/16in) diameter. For locking in the OFF position only. Accepts up to 3 locks.	PDF
<u>GCBX3-PBR-STD</u>	\$16.00	Gladiator phase barrier, package of 2.	PDF
<u>GCBX4-ALM</u>	\$14.50	Gladiator field installable alarm contact, left or right side mount, (1) SPDT contact(s), 3A @ 250VAC/0.2A @ 250VDC, 20in 26AWG lead wires, Alarm contacts indicate when the MCCB is tripped.	NA
<u>GCBX4-AUX</u>	\$14.50	Gladiator field installable auxiliary contact, left or right side mount, (1) SPDT contact(s), 3A @ 250VAC/0.2A @ 250VDC, screw terminals, Auxiliary contact indicates if the MCCB is closed or open/tripped.	NA
<u>GCBX4-SHT-110VAC</u>	\$37.00	Gladiator field installable shunt trip, left side mount, 110-130 VAC/VDC coil voltage, screw terminals.	NA
<u>GCBX4-SHT-24VDC</u>	\$37.00	Gladiator field installable shunt trip, left side mount, 24 VAC/VDC coil voltage, screw terminals.	NA
<u>GCBX4-UVT-110VAC</u>	\$48.50	Gladiator field installable undervoltage trip, left side mount, 110-130 VAC/VDC sensing range, screw terminals.	NA
<u>GCBX4-UVT-24VDC</u>	\$45.00	Gladiator field installable undervoltage trip, left side mount, 24 VAC/VDC sensing range, screw terminals.	NA

Gladiator MCCB GCB600 3-Pole (500-600 A) Flange Handles and Cables			
Part Number	Price	Description	Dimensional Drawing
<u>GCBX3-FHC-N3R4-M</u>	\$211.00	Gladiator flange handle, lever, gray/chrome, external front mount, 2-position, lockable in OFF only, defeatable, NEMA 3/3R/4. Operating mechanism included.	PDF
<u>GCBX3-FHC-N4X-M</u>	\$177.00	Gladiator flange handle, lever, chrome, external front mount, 2-position, lockable in OFF only, defeatable, NEMA 3/4/4X. Operating mechanism included.	PDF
<u>GCBX3-CBL-36</u>	\$81.00	Gladiator cable assembly, 36in [0.91 m]	PDF
<u>GCBX3-CBL-60</u>	\$96.00	Gladiator cable assembly, 60in [1.52 m]	PDF

[GCBX3-FHC-N3R4-M](#)[GCBX3-CBL-36](#)[GCBX4-SFT-12](#)

Gladiator MCCB GCB600 3-Pole (500-600 A) Rotary Handles and Shafts			
Part Number	Price	Description	Dimensional Drawing
<u>GCBX3-EHR-N12-GY</u>	\$95.00	Gladiator rotary handle, pistol, gray, external front mount, 2-position, lockable in ON-OFF, defeatable, NEMA 1/12. Operating mechanism included.	PDF
<u>GCBX3-EHR-N3R4-BK</u>	\$110.00	Gladiator rotary handle, pistol, black, external front mount, 2-position, lockable in ON-OFF, defeatable, NEMA 3/3R/4. Operating mechanism included.	PDF
<u>GCBX3-EHR-N4X-BK</u>	\$125.00	Gladiator rotary handle, pistol, black, external front mount, 2-position, lockable in ON-OFF, defeatable, NEMA 3/4/4X. Operating mechanism included.	PDF
<u>GCBX4-SFT-12</u>	\$20.00	Gladiator shaft, 12in [0.30 m] length.	PDF
<u>GCBX4-SFT-16</u>	\$22.00	Gladiator shaft, 16in [0.41 m] length.	PDF
<u>GCBX4-SFT-24</u>	\$33.00	Gladiator shaft, 24in [0.61 m] length.	PDF

[GCBX3-EHR-N12-GY](#)[GCBX4-SHT-24VDC](#)[GCBX4-UVT-24VDC](#)[GCBX4-AUX](#)[GCBX3-PBR-STD](#)[GCBX3-LCK-PL](#)[GCBX4-ALM](#)

Gladiator MCCB GCB800 (800A)

3-Pole – Accessories

Gladiator MCCB GCB800 3-Pole (800A) Accessories			
Part Number	Price	Description	Dimensional Drawing
<u>GCBX5-ALM</u>	\$14.50	Gladiator field installable alarm contact, right side mount, (1) SPDT contact(s), 3A @ 250VAC/0.2A @ 250VDC, 20in 26AWG lead wires, Alarm contacts indicate when the MCCB is tripped.	NA
<u>GCBX5-AUX</u>	\$14.50	Gladiator field installable auxiliary contact, right side mount, (1) SPDT contact(s), 3A @ 250VAC/0.2A @ 250VDC, screw terminals, Auxiliary contact indicates if the MCCB is closed or open/tripped.	NA
<u>GCBX5-LCK-PL</u>	\$56.00	Gladiator lockout attachment, 5-8mm (3/16-5/16in) diameter. For use with Gladiator 800A and 1200A frame MCCBs. Accepts up to 3 locks.	<u>PDF</u>
<u>GCBX5-PBR-STD</u>	\$34.00	Gladiator phase barrier, package of 2.	<u>PDF</u>
<u>GCBX5-SHT-110VAC</u>	\$69.00	Gladiator field installable shunt trip, right side mount, 110-130 VAC/VDC coil voltage, screw terminals.	NA
<u>GCBX5-SHT-24VDC</u>	\$69.00	Gladiator field installable shunt trip, right side mount, 24 VAC/VDC coil voltage, screw terminals.	NA
<u>GCBX5-UVT-110VAC</u>	\$82.00	Gladiator field installable undervoltage trip, right side mount, 110-130 VAC/VDC sensing range, screw terminals.	NA
<u>GCBX5-UVT-24VDC</u>	\$76.00	Gladiator field installable undervoltage trip, right side mount, 24 VAC/VDC sensing range, screw terminals.	NA

Gladiator MCCB GCB800 3-Pole (800A) Flange Handles and Cables			
Part Number	Price	Description	Dimensional Drawing
<u>GCBX5-FHC-N3R4-M</u>	\$459.00	Gladiator flange handle, lever, gray/chrome, external front mount, 2-position, lockable in OFF only, defeatable, NEMA 3/3R/4. Operating mechanism included.	<u>PDF</u>
<u>GCBX5-FHC-N4X-M</u>	\$485.00	Gladiator flange handle, lever, chrome, external front mount, 2-position, lockable in OFF only, defeatable, NEMA 3/4/4X. Operating mechanism included.	<u>PDF</u>
<u>GCBX5-CBL-60</u>	\$102.00	Gladiator cable assembly, 60in [1.52 m]	<u>PDF</u>



Gladiator MCCB GCB800 3-Pole (800 A) Rotary Handles and Shafts			
Part Number	Price	Description	Dimensional Drawing
<u>GCBX5-EHR-N12-GY</u>	\$209.00	Gladiator rotary handle, tee, gray, external front mount, 2-position, lockable in ON-OFF, defeatable, NEMA 1/12. Operating mechanism included.	<u>PDF</u>
<u>GCBX5-EHR-N3R4-BK</u>	\$225.00	Gladiator rotary handle, tee, black, external front mount, 2-position, lockable in ON-OFF, defeatable, NEMA 3/3R/4. Operating mechanism included.	<u>PDF</u>
<u>GCBX5-EHR-N4X-BK</u>	\$247.00	Gladiator rotary handle, tee, black, external front mount, 2-position, lockable in ON-OFF, defeatable, NEMA 3/4/4X. Operating mechanism included.	<u>PDF</u>
<u>GCBX5-SFT-12</u>	\$33.00	Gladiator shaft, 12in [0.30 m] length.	<u>PDF</u>
<u>GCBX5-SFT-16</u>	\$35.00	Gladiator shaft, 16in [0.41 m] length.	<u>PDF</u>
<u>GCBX5-SFT-24</u>	\$52.00	Gladiator shaft, 24in [0.61 m] length.	<u>PDF</u>



Trip Unit Replacement Battery

Gladiator Trip Unit Replacement Battery			
Part Number	Price	Description	Drawing
<u>GCBX5-BATT</u>	\$22.00	Gladiator trip unit replacement battery, for use with GCB800 and GCB1200 molded case circuit breakers.	NA



Gladiator MCCB GCB1200 (1200A)

3-Pole – Accessories

Gladiator MCCB GCB1200 3-Pole (1200A) Accessories			
Part Number	Price	Description	Dimensional Drawing
<u>GCBX5-ALM</u>	\$14.50	Gladiator field installable alarm contact, right side mount, (1) SPDT contact(s), 3A @ 250VAC/0.2A @ 250VDC, 20in 26AWG lead wires, Alarm contacts indicate when the MCCB is tripped.	NA
<u>GCBX5-AUX</u>	\$14.50	Gladiator field installable auxiliary contact, right side mount, (1) SPDT contact(s), 3A @ 250VAC/0.2A @ 250VDC, screw terminals, Auxiliary contact indicates if the MCCB is closed or open/tripped.	NA
<u>GCBX5-LCK-PL</u>	\$56.00	Gladiator lockout attachment, 5-8mm (3/16-5/16in) diameter. For locking in the OFF position only. Accepts up to 3 locks.	PDF
<u>GCBX5-PBR-STD</u>	\$34.00	Gladiator phase barrier, package of 2.	PDF
<u>GCBX5-SHT-110VAC</u>	\$69.00	Gladiator field installable shunt trip, right side mount, 110-130 VAC/VDC coil voltage, screw terminals.	NA
<u>GCBX5-SHT-24VDC</u>	\$69.00	Gladiator field installable shunt trip, right side mount, 24 VAC/VDC coil voltage, screw terminals.	NA
<u>GCBX5-UVT-110VAC</u>	\$82.00	Gladiator field installable undervoltage trip, right side mount, 110-130 VAC/VDC sensing range, screw terminals.	NA
<u>GCBX5-UVT-24VDC</u>	\$76.00	Gladiator field installable undervoltage trip, right side mount, 24 VAC/VDC sensing range, screw terminals.	NA

Gladiator MCCB GCB1200 3-Pole (1200A) Flange Handles and Cables			
Part Number	Price	Description	Dimensional Drawing
<u>GCBX5-FHC-N3R4-M</u>	\$459.00	Gladiator flange handle, lever, gray/chrome, external front mount, 2-position, lockable in OFF only, defeatable, NEMA 3/3R/4. Operating mechanism included.	PDF
<u>GCBX5-FHC-N4X-M</u>	\$485.00	Gladiator flange handle, lever, chrome, external front mount, 2-position, lockable in OFF only, defeatable, NEMA 3/4/4X. Operating mechanism included.	PDF
<u>GCBX5-CBL-60</u>	\$102.00	Gladiator cable assembly, 60in [1.52 m]	PDF

Gladiator MCCB GCB1200 3-Pole (1200A) Rotary Handles and Shafts			
Part Number	Price	Description	Dimensional Drawing
<u>GCBX5-EHR-N12-GY</u>	\$209.00	Gladiator rotary handle, tee, gray, external front mount, 2-position, lockable in ON-OFF, defeatable, NEMA 1/12. Operating mechanism included.	PDF
<u>GCBX5-EHR-N3R4-BK</u>	\$225.00	Gladiator rotary handle, tee, black, external front mount, 2-position, lockable in ON-OFF, defeatable, NEMA 3/3R/4. Operating mechanism included.	PDF
<u>GCBX5-EHR-N4X-BK</u>	\$247.00	Gladiator rotary handle, tee, black, external front mount, 2-position, lockable in ON-OFF, defeatable, NEMA 3/4/4X. Operating mechanism included.	PDF
<u>GCBX5-SFT-12</u>	\$33.00	Gladiator shaft, 12in [0.30 m] length.	PDF
<u>GCBX5-SFT-16</u>	\$35.00	Gladiator shaft, 16in [0.41 m] length.	PDF
<u>GCBX5-SFT-24</u>	\$52.00	Gladiator shaft, 24in [0.61 m] length.	PDF

[GCBX5-ALM](#)[GCBX5-SHT-24VDC](#)[GCBX5-UVT-24VDC](#)[GCBX5-EHR-N12-GY](#)[GCBX5-PBR-STD](#)[GCBX5-CBL-60](#)[GCBX5-LCK-PL](#)[GCBX5-FHC-N3R4-M](#)

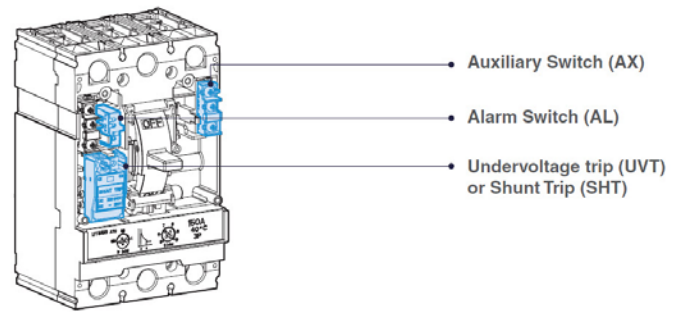
Trip Unit Replacement Battery

Gladiator Trip Unit Replacement Battery			
Part Number	Price	Description	Drawing
<u>GCBX5-BATT</u>	\$22.00	Gladiator trip unit replacement battery, for use with GCB800 and GCB1200 molded case circuit breakers.	NA

[GCBX5-BATT](#)[GCBX5-SFT-12](#)

Gladiator MCCB Internal Accessories

Field-installable accessories provide flexibility for installation at the point of use. Auxiliary switches, alarm switches, shunt trip, and undervoltage release accessories are easy to install, reliable, and common to all Gladiator molded case circuit breakers. The internal accessories comply with requirements of Underwriters Laboratories® Inc. UL 489 Standards.



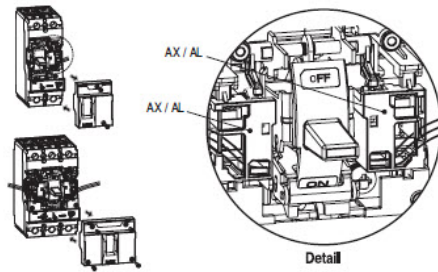
Gladiator MCCB Internal Accessories				
Frame	Internal Accessories Locations	Type	Left (R)	Right (T)
GCB100	<p>* 2P : Right only</p>	AX	1*	1*
		AL	1*	1*
		AX+AL	1*	1*
		SHT	–	1*
		UVT	–	1*
GCB150 GCB250		AX	1	1
		AL	1	–
		SHT	1*	–
		UVT	1*	–
GCB400 GCB600		AX	3	–
		AL	–	1
		SHT	1*	–
		UVT	1*	–
GCB800 GCB1200		AX	–	3
		AL	–	1
		SHT	–	1*
		UVT	–	1*

* Only one part can be installed in a designated place.

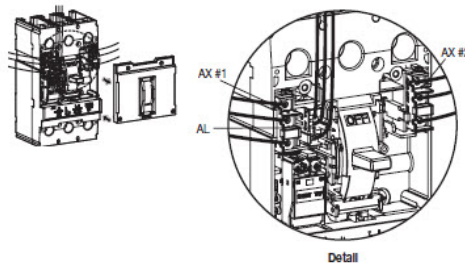
Gladiator MCCB Internal Accessories

Electrical accessories are fitted with numbered terminal blocks for wires. Auxiliary circuit wiring exits fixed mounted devices through a knock-out in the front cover. The internal accessories comply with requirements of Underwriters Laboratories® Inc.

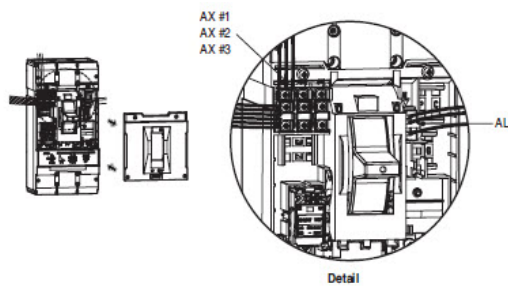
UL 489 Standards



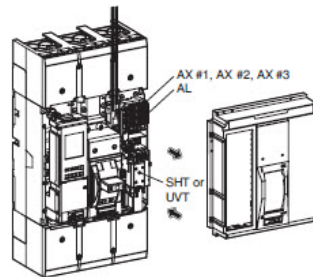
GCB100



GCB150 / 250



GCB400 / 600



GCB800 / 1200



GCBX1-AUX-LT



GCBX4-AUX



GCBX4-ALM



GCBX5-ALM

Auxiliary Switch (AX) and Alarm Switch (AL)

Auxiliary switches provide remote information of the circuit breaker status and can be used for indications, electrical locking, relays, etc. Includes both an Auxiliary switch (AX) and an Alarm Switch (AL). See definitions of each below.

Auxiliary Switch (AX)

Indicates the position of the circuit breaker contacts (Open/Closed Auxiliary switch is for applications requiring remote "ON" and "OFF" indication). Each switch contains two contacts having a common connection. One is open and the other closed when the circuit breaker is open, and vice-versa.



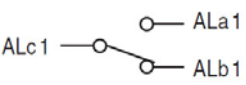
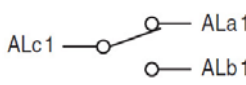

Gladiator MCCB Auxiliary Switch AX Connections

AX	Frame	Wire Size	On	Off / Trip
	GCB100	24 AWG (0.2 mm ²)		
	GCB150 GCB250 GCB400 GCB600	20 AWG (0.52 mm ²)		
	GCB800 GCB1200	19-16 AWG (0.65 - 1.31 mm ²)		

Gladiator MCCB Internal Accessories

Alarm Switch (AL)

Alarm switches indicate that the circuit breaker has tripped due to an overload, short circuit, shunt trip, undervoltage trip, or the “push-to-trip” button. They are particularly useful in automated plants where operators must be signaled about changes in the electrical distribution system. This switch features a closed contact when the circuit breaker is tripped automatically. In other words, this switch does not function when the breaker is operated manually. Its contact is open when the circuit breaker is reset.

Gladiator MCCB Alarm Switch (AL) Connections				
AL	Frame	Wire Size	On / Off	Trip
	GCB100	24 AWG (0.2 mm ²) 75°C [167°F]		
	GCB150 GCB250 GCB400 GCB600	26 AWG (0.13 mm ²) 75°C [167°F]		
	GCB800 GCB1200	19-16 AWG (0.65 - 1.31 mm ²) 90°C [194°F]		

UL Technical Specs				
Part Number	UL Max. Voltage	Frequency (Hz)	UL Max Current (DC)	UL Max Current (AC)
GCBX1-AUX-LT	250V	60	0.2 A	3A (resistive load) / 2A (inductive load)
GCBX1-AUX-RT				
GCBX1-ALX-LT				
GCBX1-ALX-RT				
GCBX4-AUX				
GCBX4-ALM				
GCBX5-AUX				
GCBX5-ALM				

Trip Unit Replacement Battery

Gladiator Trip Unit Replacement Battery			
Part Number	Price	Description	Drawing
GCBX5-BATT	\$22.00	Gladiator trip unit replacement battery, for use with GCB800 and GCB1200 molded case circuit breakers.	NA



[GCBX5-BATT](#)

Gladiator Trip Unit Replacement Battery	
Nominal Capacity (at 1mA, 20°C [68°F], 2.0 V cut-off)	1.2 Ah
Nominal Voltage	3.6 V
Maximum Recommended Continuous Current	30mA
Maximum Pulse Current Capability	60mA
Operating Temperature Range	-55 to +85°C [-67 to 185°F]
Lithium Metal Content	Approx. 0.3 g
Weight	9g [0.32 oz]
Volume	4.3 cm ³

Note: Maximum Pulse Capability reading over 3.0 V at 60mA: 0.1 sec every 2 min at 20°C [68°F], 10uA/cm² base current with fresh batteries. The pulse capability can be different depending on the cell status and environment. For maximum pulse coverage, capacitor support is recommended.

Gladiator MCCB Internal Accessories

Shunt Trip (SHT) and Undervoltage Trip (UVT) Switches

A voltage release can be used to trip the circuit breaker via a control signal.

Shunt Trip (SHT)

The shunt trip opens the mechanism in response to an externally applied voltage signal. The releases include coil clearing contacts that automatically clear the signal circuit when the mechanism has tripped.

Gladiator MCCB GCB100 SHT Technical Specifications				
Control Voltage U_e		Power Consumption		
		AC (VA)	DC (W)	mA
Voltage	AC/DC 12V	0.35	0.36	30
	AC/DC 24V	0.64	0.65	27
	AC/DC 48V	1.09	1.1	23
	AC/DC 60V	1.2	1.22	20
	AC/DC 100-130V	0.73	0.75	5.8
	AC/DC 200-250V	1.21	1.35	5.4
	AC 380-450V	1.67	—	3.8
	AC 440-500V	1.68	—	3.5
Maximum Opening Time		50ms maximum		
Terminal Screw Tightening Torque		7.12 lb•in [0.8 N•m]		
Operating Voltage Range		AC : 0.7-1.1 (rated voltage), DC : 0.8-1.1 (rated voltage)		
Frequency		45Hz - 65 Hz (AC only)		
Wire Size		20 AWG (0.52 mm ²)		



Gladiator MCCB GCB150/250/400/600 SHT Technical Specifications				
Control Voltage U_e		Power Consumption		
		AC (VA)	DC (W)	mA
Voltage	DC 12V	—	0.36	30
	AC/DC 24V	0.58	0.58	24
	AC/DC 48V	1.22	1.23	25
	AC/DC 100-130V	1.36	1.37	10.5
	AC 220-240 V	1.8	1.88	7.5
	DC 250V	—	—	—
	AC 380-500 V	1.15	—	2.3
Maximum Opening Time		50ms maximum		
Terminal Screw Tightening Torque		7.12 lb•in [0.8 N•m]		
Operating Voltage Range		AC : 0.7-1.1 (rated voltage), DC : 0.8-1.1 (rated voltage)		
Frequency		45Hz - 65 Hz (AC only)		
Wire Size		20 AWG (0.52 mm ²)		



Gladiator MCCB GCB800/1200 SHT Technical Specifications				
Control Voltage U_e		Operating Voltage Range	Power Consumption (VA or W)	
			Inrush	Steady-State
Voltage	DC 24-30 V	0.6 - 1.1 V_n	200	5
	AC 48V DC 48-60 V	0.6 - 1.1 V_n		
	AC/DC 100-130 V	0.56 - 1.1 V_n		
	AC/DC 200-250 V	0.56 - 1.1 V_n		
	AC 380-480V	0.56 - 1.1 V_n		
Maximum Opening Time		40ms maximum		
Frequency		45Hz - 65 Hz (AC only)		
Wire Size		16 AWG (1.31mm ²) – 14 AWG (2.08mm ²)		



Gladiator MCCB Internal Accessories

Undervoltage Trip (UVT)

The undervoltage release automatically opens a circuit breaker when voltage drops to a value less than the line voltage. The operation is instantaneous, and after tripping, the circuit breaker cannot be re-closed again until the voltage returns to a recover value of line voltage. Continuously energized, the undervoltage release must be operating before the circuit breaker can be closed.

Gladiator MCCB GCB100 UVT Technical Specifications

Control Voltage U_e		Power Consumption		
		AC (VA)	DC (W)	mA
Voltage	AC/DC 24V	0.64	0.65	27
	AC/DC 48V	1.09	1.1	23
	AC/DC 100-110 V	0.73	0.75	5.8
	AC/DC 200-220 V	1.21	1.35	5.4
	AC 380-440 V	1.67	—	3.8
	AC 440-480 V	1.68	—	3.5
Maximum Opening Time		50ms maximum		
Terminal Screw Tightening Torque		7.12 lb•in [0.8 N•m]		
Operating Voltage Range	Trip	0.2 - 0.7 (rated voltage)		
	Reset/Closing	≥ 0.85 (rated voltage)		
Frequency		45Hz - 65 Hz (AC only)		
Wire Size		20 AWG (0.52 mm ²)		



Gladiator MCCB GCB150/250/400/600 UVT Technical Specifications

Control Voltage U_e		Power Consumption		
		AC (VA)	DC (W)	mA
Voltage	AC/DC 24V	0.64	0.65	27
	AC/DC 48V	1.09	1.1	23
	AC/DC 110-130 V	0.73	0.75	5.8
	AC 220-240 V DC 250V	1.21	1.35	5.4
	AC 380-440 V	1.67	—	3.8
	AC 440-480 V	1.68	—	3.5
Maximum Opening Time		50ms maximum		
Terminal Screw Tightening Torque		7.12 lb•in [0.8 N•m]		
Operating Voltage Range	Trip	0.35 - 0.7 (rated voltage)		
	Reset/Closing	≥ 0.85 (rated voltage)		
Frequency		45Hz - 65 Hz (AC only)		
Wire Size		20 AWG (0.52 mm ²)		



Gladiator MCCB GCB800/1200 UVT Technical Specifications

Control Voltage U_e		Power Consumption (VA or W)		
		Inrush	Steady-State	Maximum Opening Time
Voltage	DC 24-30 V	200	5	50ms
	AC 48V DC 48-60 V			
	AC/DC 100-130 V			
	AC/DC 200-250 V			
	AC 380-480 V			
Operating Voltage Range	Trip	0.44-0.6 (rated voltage)		
	Reset/Closing	0.65-0.85 (rated voltage)		
Frequency		45Hz - 65 Hz (AC only)		
Wire Size		16 AWG (1.31 mm ²) - 14 AWG (2.08 mm ²)		

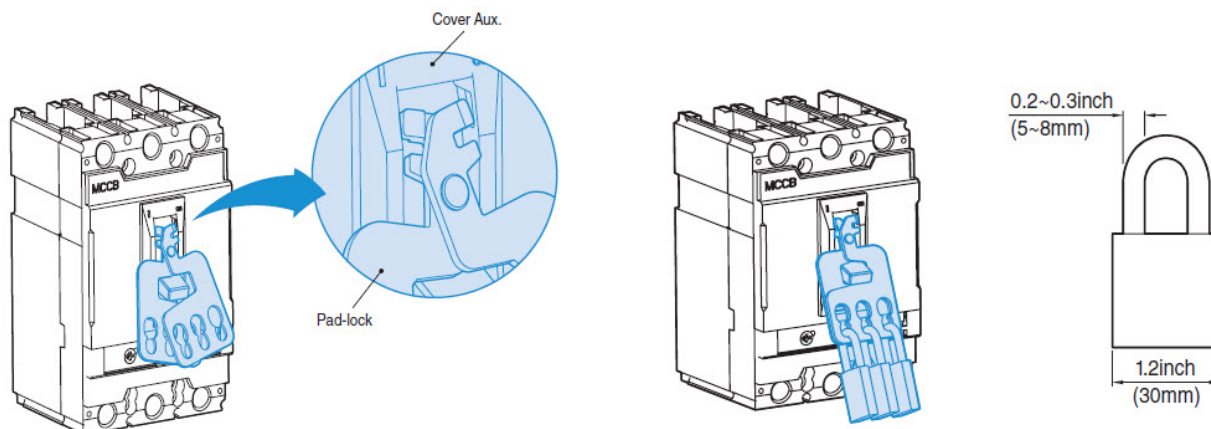


Gladiator MCCB Locking Systems Overview

Padlocking Device

A padlocking device is available for GCB100 to GCB1200 circuit breakers. The locking device is designed to be easily attached to the circuit breaker. This device allows the handle to be locked in the "OFF" position. A maximum of three (3) padlocks with shackle diameters of 0.19 to 0.31 in (5 to 8mm) may be used. Padlocks are not included.

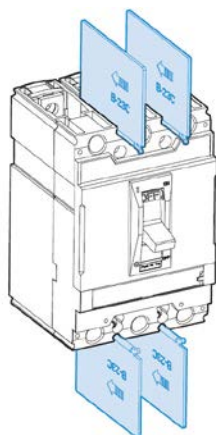
Gladiator MCCB Padlocking Device Technical Specifications		
Description	Use With	Function
<u>GCBX1-LCK-PL</u>	GCB100	Lock in "OFF" position
<u>GCBX2-LCK-PL</u>	GCB150/250	
<u>GCBX3-LCK-PL</u>	GCB400/600	
<u>GCBX5-LCK-PL</u>	GCB800/1200	



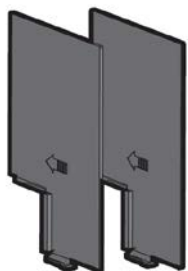
Insulation Barrier

These barriers are insulated between the phases for an increased insulation level. The barriers can be easily installed, even on breakers that are already mounted, by inserting them into the corresponding slots. They are incompatible with the insulating terminal covers. It is possible to mount the phase separating partitions between two side-by-side circuit breakers.

Gladiator MCCB Insulation Barrier Technical Specifications		
Description	Use With	Poles
<u>GCBX2-PBR-STD</u>	GCB150/250	3P
<u>GCBX3-PBR-STD</u>	GCB400/600	3P
<u>GCBX5-PBR-STD</u>	GCB800/1200	3P



Standard Type



Standard Type GCBX5-PBR-STD

Gladiator MCCB Door-Mounted Rotary Handles

NEMA Door-Mounted Rotary Handles

The extended rotary operating handle consists of the following:

- A mounting plate that provides a rotary actuator for a standard toggle circuit breaker
- Handle assemblies available for NEMA Type 1, 12, 3, 3R, 4, 4X
- Available in standard or long (12-24 in) handle assemblies

The door mounted operating handle makes it possible to operate circuit breakers installed in enclosure from the front.

- Indication of three positions: I (ON), Tripped and O (OFF): NEMA Type 1, 12
- Provides ON (I) and OFF (O) indication : NEMA Type 3, 3R, 4, 4X
- The circuit breaker may be locked in either the ON or OFF position

Models

- Standard with dark gray handle (NEMA Type 1, 12)
- Outdoor with black handle (NEMA Type 3, 3R, 4, 4X)
- Field-installable (secured by screws)

GCB100	GCB150/250	GCB400/600	GCB800/1200
GCBX1-EHR-N12-GY	GCBX2-EHR-N12-GY	GCBX3-EHR-N12-GY	GCBX5-EHR-N12-GY
GCBX1-EHR-N3R4-BK	GCBX2-EHR-N3R4-BK	GCBX3-EHR-N3R4-BK	GCBX5-EHR-N3R4-BK
GCBX1-EHR-N4X-BK	GCBX2-EHR-N4X-BK	GCBX3-EHR-N4X-BK	GCBX5-EHR-N4X-BK

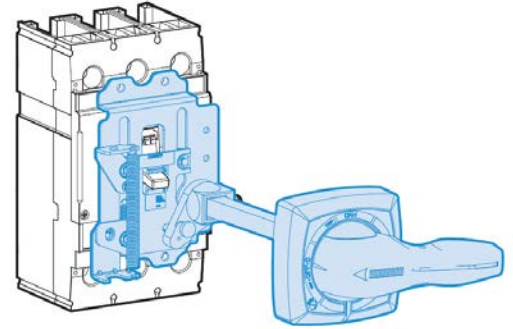
The shaft length is the distance between the back of the circuit breaker and door:

- Minimum mounting depth is 5.51 in [140mm] in GCB100
- Minimum shaft length is 12 in. [305mm] with long shaft
- Minimum shaft length is 24 in. [600mm] with long shaft
- Extended shaft length must be adjusted

Note: Rotary handles (EHR) include external operating handle and internal operating mechanism. Shafts (SFT) are sold separately.

Standards

- The door-mounted rotary operating handle is UL Listed under file E509077
- Degree of protection NEMA Type 1, 12, 3, 3R, 4, 4X

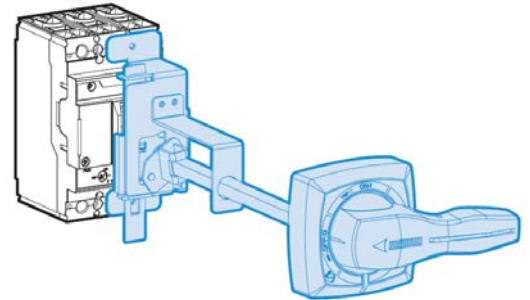


Door-Mounted Rotary Operating Handle

[GCBX2-EHR-N12-GY](#)
[GCBX2-EHR-N3R4-BK](#)
[GCBX2-EHR-N4X-BK](#)

[GCBX3-EHR-N12-GY](#)
[GCBX3-EHR-N3R4-BK](#)
[GCBX3-EHR-N4X-BK](#)

[GCBX5-EHR-N12-GY](#)
[GCBX5-EHR-N3R4-BK](#)
[GCBX5-EHR-N4X-BK](#)



Door-Mounted Rotary Operating Handle

[GCBX1-EHR-N12-GY](#)
[GCBX1-EHR-N3R4-BK](#)
[GCBX1-EHR-N4X-BK](#)

Gladiator MCCB Flange Handles With Sliding Operating Mechanism

Flange Handle With Sliding Operating Mechanism

Flange handle with sliding operating mechanism is for use with a cable assembly.

The cable operator maintains:

- Suitability for isolation
- Indication of two positions: O (OFF) and I (ON)
- The circuit breaker can be locked in the off position by one to three padlocks
- Door can be locked closed due to interlocking features of the handle operator

Handle is mounted on flange of enclosure using specified mounting dimensions while circuit breaker and operating mechanism are mounted to inside of enclosure using screws.

- Handles are available in NEMA Type 1, 12, 3, 3R, 4 and NEMA Type 4, 4x
- All circuit breaker operating mechanisms are suitable for right-hand flange mounting on the job

Models

- Standard with painted handle (NEMA Type 1, 12, 3, 3R, 4)
- Outdoor with nickel-plated handle (NEMA Type 4, 4X)
- Field installable (secured by screws)

GCB100	GCB150/250	GCB400/600	GCB800/1200
-	GCBX2-FHC-N3R4-M GCBX2-FHC-N4X-M	GCBX3-FHC-N3R4-M GCBX3-FHC-N4X-M	-

Standard type handle (NEMA Type 1, 12, 3, 3R, 4) with sliding mechanism and without cable

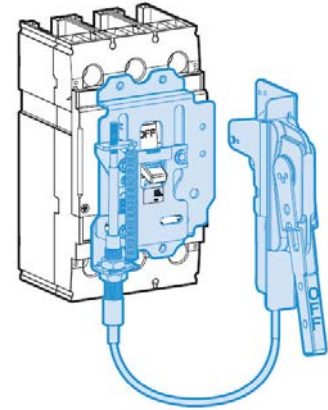
Outdoor type handle (NEMA Type 4, 4X) with sliding mechanism and without cable

- Cable lengths available in 36in to 60in

Note: Flange handles (FHC) include external operating handle and internal operating mechanism. Cables (CBL) are sold separately.

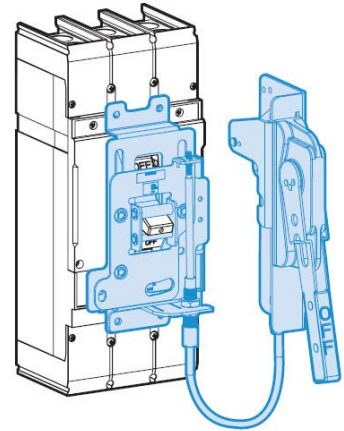
Standards

- Flange cable operating handle is UL Listed under file E509077
- Degree of protection NEMA Type 1, 12, 3, 3R, 4, 4X



Flange Handle With Sliding Operating Mechanism

[GCBX2-FHC-N3R4-M](#)
[GCBX2-FHC-N4X-M](#)



Flange Handle With Sliding Operating Mechanism

[GCBX3-FHC-N3R4-M](#)
[GCBX3-FHC-N4X-M](#)

Gladiator MCCB Flange Handles With Flange-Mounted Cable Operating Mechanism

Flange-Mounted Cable Operating Mechanism

Flange-mounted handle cable operating mechanism is for use with FH or COM Type handle operators especially designed for tall, deep enclosures where placement flexibility is required.

The cable operator maintains:

- Suitability for isolation
- Indication of two positions: O (OFF) and I (ON)
- The circuit breaker may be locked in the off position by one to three padlocks
- Door can be locked closed due to interlocking features of the handle operator

Handle is mounted on flange of enclosure using specified mounting dimensions while circuit breaker and operating mechanism are mounted to inside of enclosure using screws.

- Handles are available in COM and FHU NEMA Type 1,12, 3, 3R, 4 and FHX NEMA Type 4, 4x
- All circuit breaker operating mechanisms are suitable for right-hand flange mounting on the job.

Models

- Standard with painted handle (NEMA Type 1,12, 3, 3R, 4): FHU
- Outdoor with nickel-plated handle (NEMA Type 4, 4X): FHX
- Field installable (secured by screws)

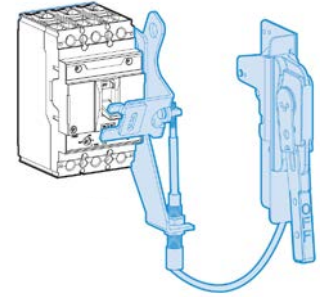
GCB100	GCB150/250	GCB400/600	GCB800/1200
GCBX1-FHC-N3R4-M GCBX1-FHC-N4X-M	GCBX1-FHC-N3R4-M GCBX1-FHC-N4X-M	GCBX5-FHC-N3R4-M GCBX5-FHC-N4X-M	GCBX5-FHC-N3R4-M GCBX5-FHC-N4X-M

Cable Length (in [m])	GCB100/150/250	GCB400/600	GCB800/1200
36 [0.91]	GCBX2-CBL-36	GCBX3-CBL-36	—
60 [1.52]	GCBX2-CBL-60	GCBX3-CBL-60	GCBX5-CBL-60

Note: Flange handles (FHC) include external operating handle and internal operating mechanism. Cables (CBL) are sold separately.

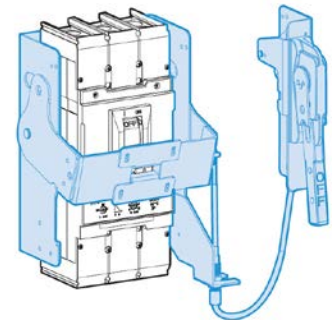
Standards

- Flange cable operating handle is UL Listed under file E509077
- NEMA Type 1, 12, 3, 3R, 4, 4X



Flange Handle With Cable Operating Mechanism

[GCBX1-FHC-N3R4-M](#)
[GCBX1-FHC-N4X-M](#)



Handle With Cable and Cable Operating Mechanism

[GCBX5-FHC-N3R4-M](#)
[GCBX5-FHC-N4X-M](#)

Cable

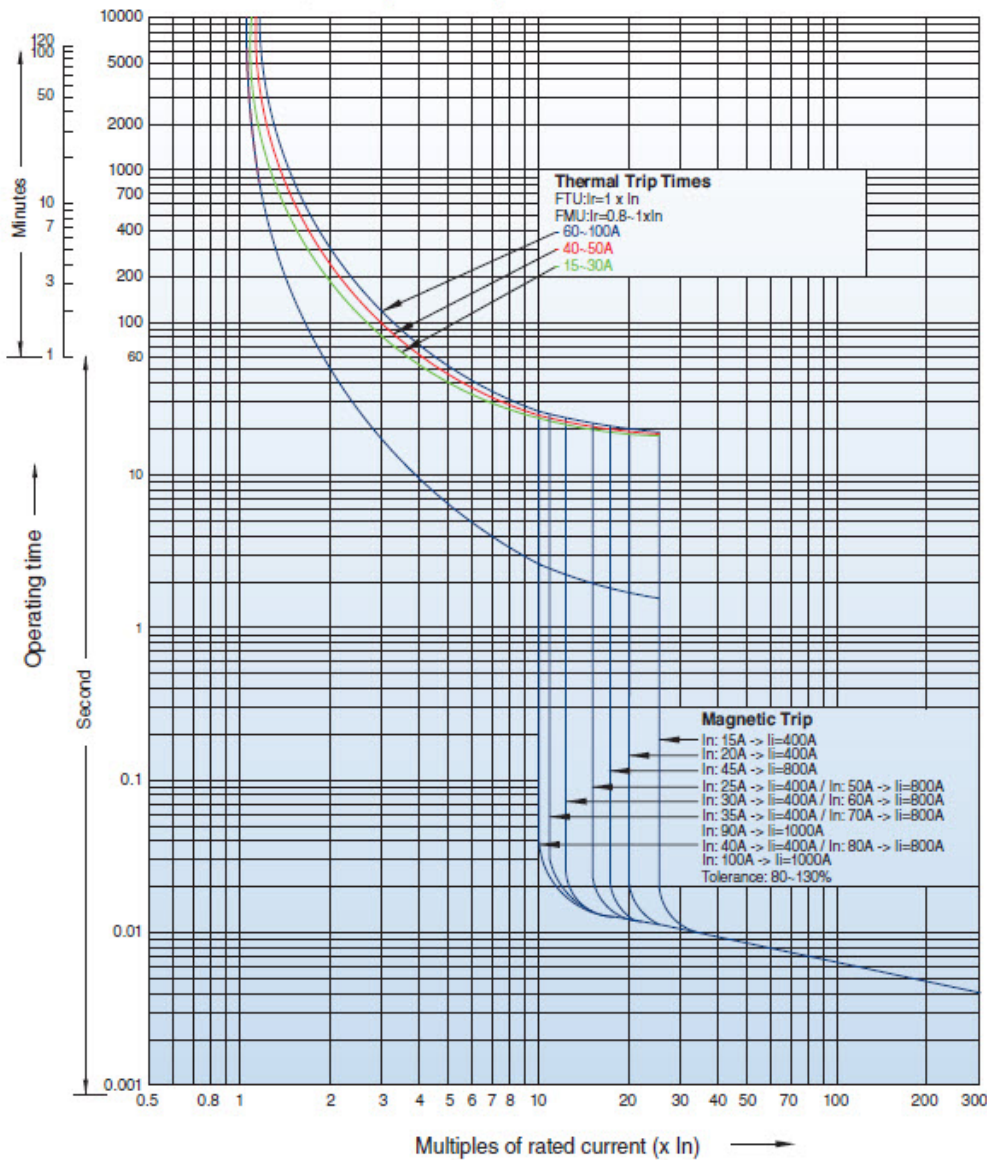


[GCBX2-CBL-36](#)
[GCBX2-CBL-60](#)
[GCBX3-CBL-36](#)
[GCBX3-CBL-60](#)
[GCBX5-CBL-60](#)

Gladiator MCCB Characteristic Curves

GCB100 (FTU – Fixed Trip Units)

All time/current characteristic curve data is based on 40°C ambient cold start.

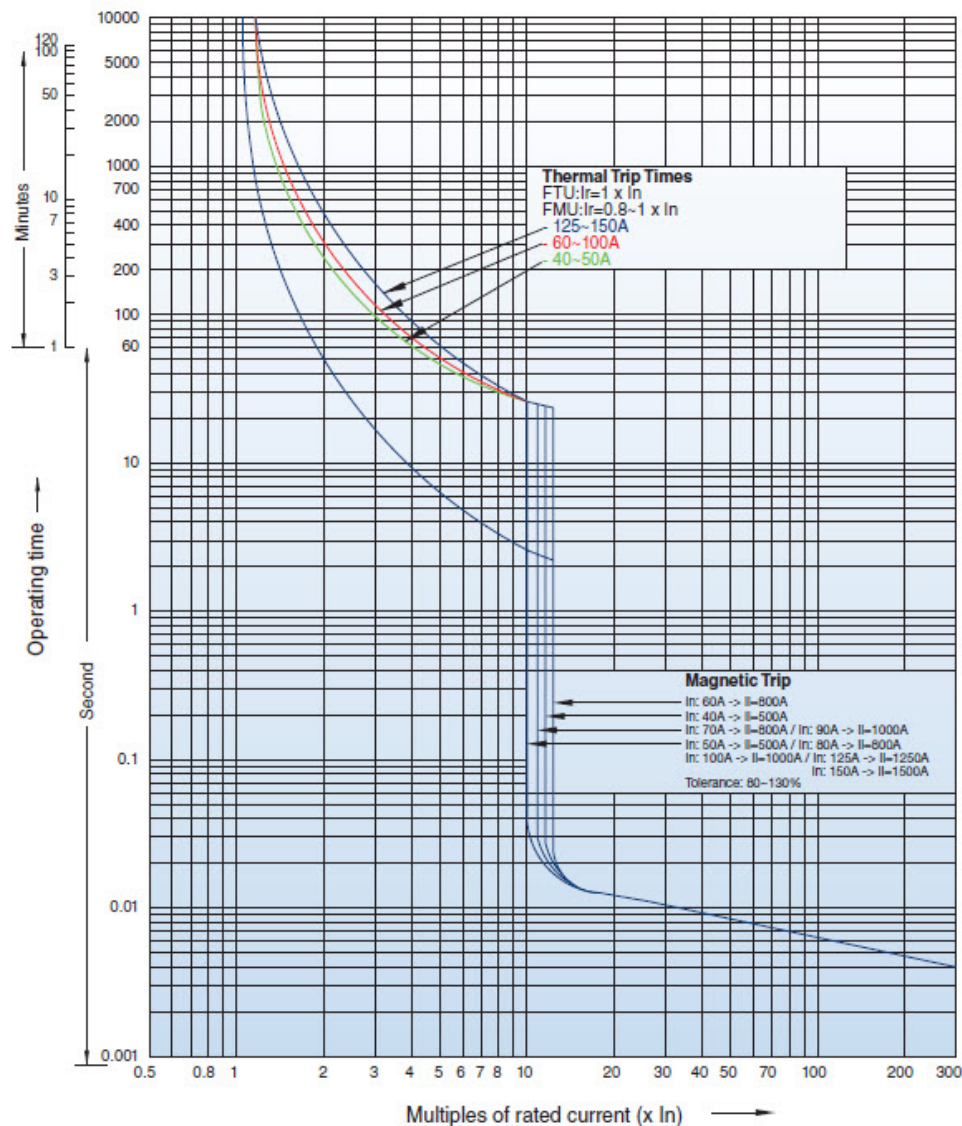


Rating	FTU	
	2P/3P	Mag Trip (80% - 130%) (A)
15	✓ / ✓	400
20	✓ / ✓	
25	✓ / ✓	
30	✓ / ✓	
35	✓ / ✓	
40	✓ / ✓	800
45	✓ / ✓	
50	✓ / ✓	
60	✓ / ✓	
70	✓ / ✓	
80	✓ / ✓	1000
90	✓ / ✓	
100	✓ / ✓	

Gladiator MCCB Characteristic Curves

GCB150 (FTU – Fixed Trip Units)

All time/current characteristic curve data is based on 40°C ambient cold start.

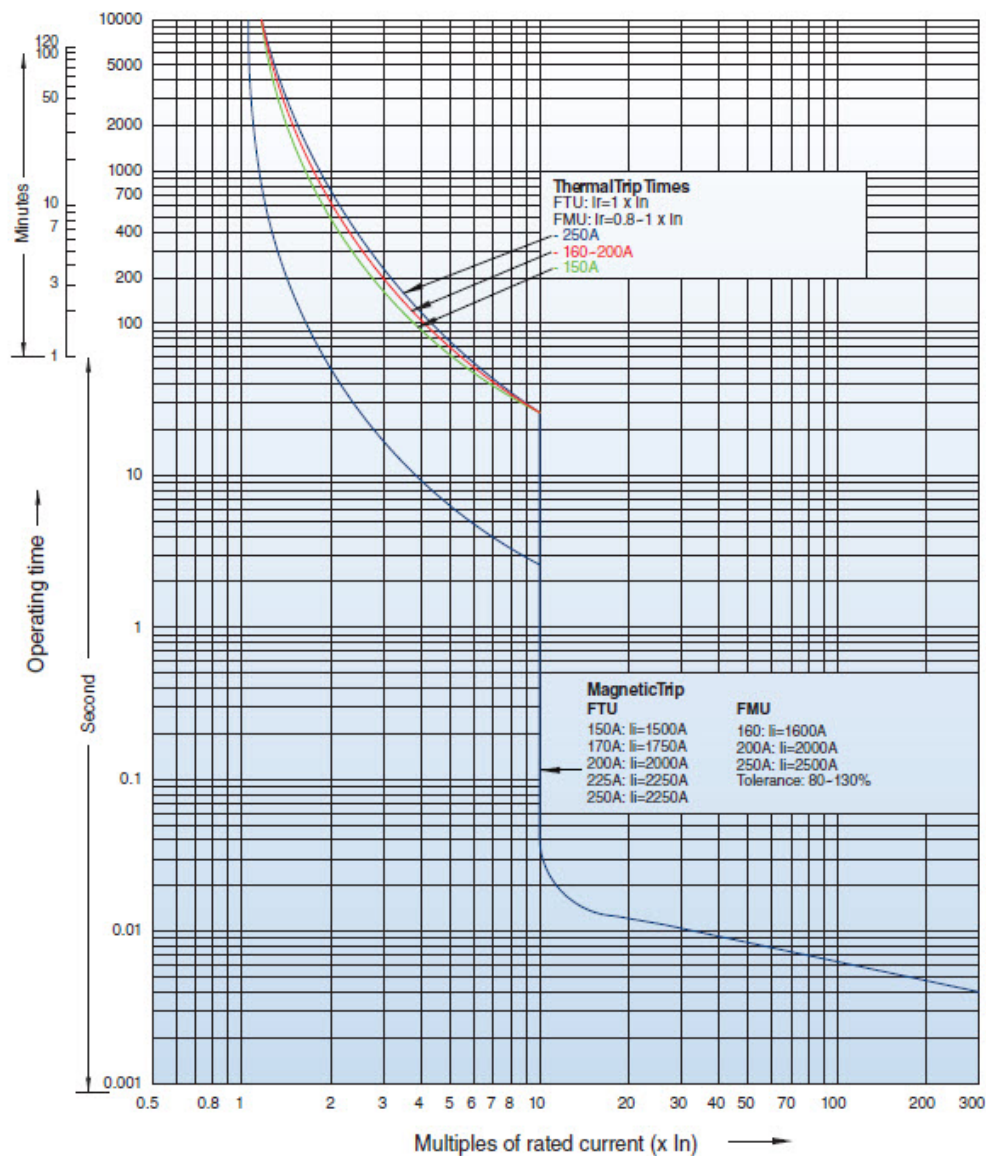


Rating	FTU	
	2P/3P	Mag Trip (80% - 130%) (A)
40	✓ / ✓	500
50	✓ / ✓	
60	✓ / ✓	800
70	✓ / ✓	
80	✓ / ✓	1000
90	✓ / ✓	
100	✓ / ✓	1250
125	✓ / ✓	1500
150	✓ / ✓	

Gladiator MCCB Characteristic Curves

GCB250 (FTU – Fixed Trip Units)

All time/current characteristic curve data is based on 40°C ambient cold start.

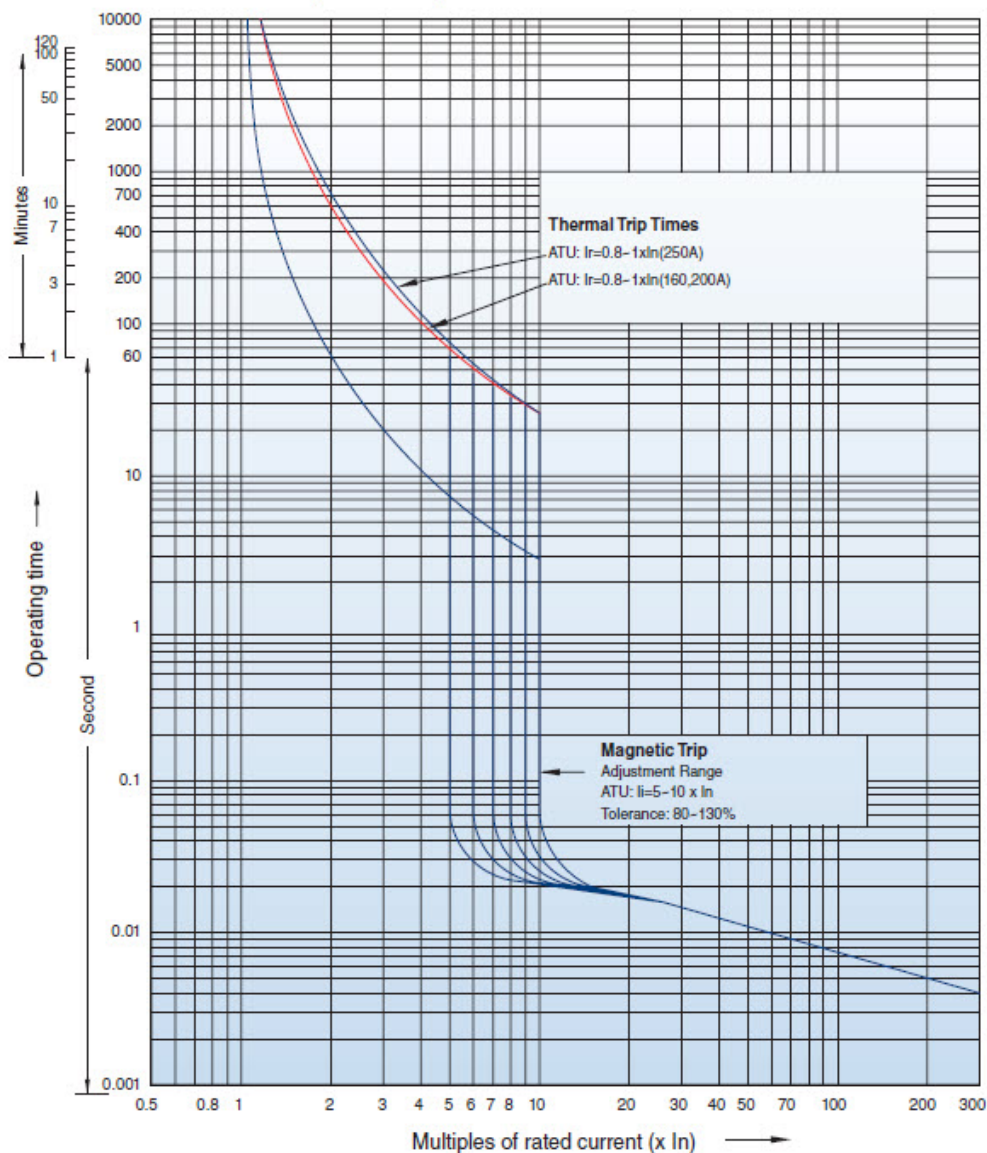


Rating	FTU	
	2P/3P	Mag Trip (80% - 130%) (A)
150	✓ / ✓	1500
175	✓ / ✓	1750
200	✓ / ✓	2000
225	✓ / ✓	2250
250	✓ / ✓	2500

Gladiator MCCB Characteristic Curves

GCB250 (ATU – Adjustable Trip Units)

All time/current characteristic curve data is based on 40°C ambient cold start.

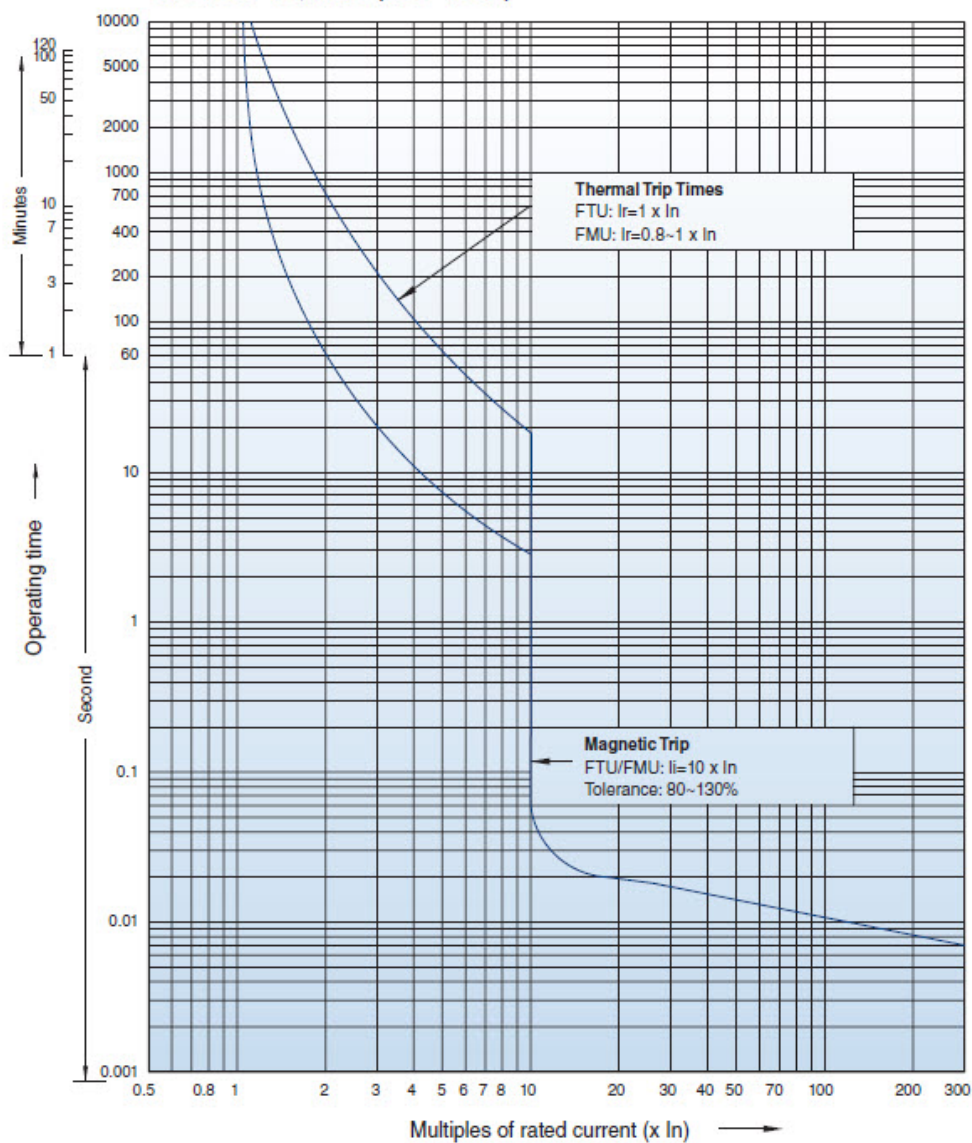


Rating	ATU		
	2P/3P	Rating Range (A) ($0.8-1 \times I_n$)	Mag Trip (80% - 130%) (A) ($5-10 \times I_n$)
160	✓ / ✓	128-160	800-1600
200	✓ / ✓	160 - 200	1000-2000
250	✓ / ✓	200 - 250	1250-2500

Gladiator MCCB Characteristic Curves

GCB400 (FTU – Fixed Trip Units)

All time/current characteristic curve data is based on 40°C ambient cold start.

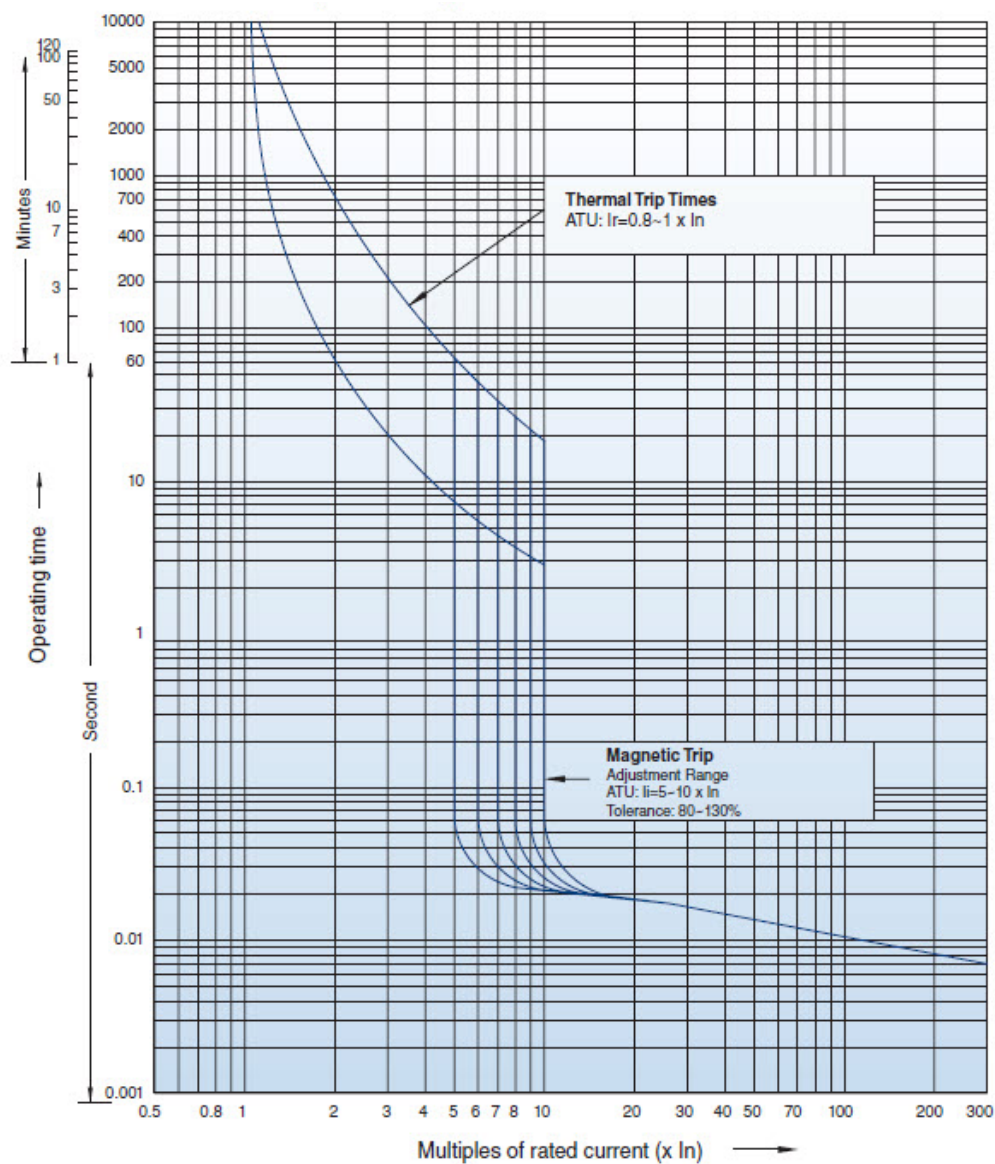


Rating	FTU	
	2P/3P	Mag Trip (80% - 130%) (A)
250	✓ / ✓	2500
300	✓ / ✓	3000
350	✓ / ✓	3500
400	✓ / ✓	4000

Gladiator MCCB Characteristic Curves

GCB400 (ATU – Adjustable Trip Units)

All time/current characteristic curve data is based on 40°C ambient cold start.



Rating	ATU		
	2P/3P	Rating Range (A) ($0.8 - 1 \times I_n$)	Mag Trip (80% - 130%) (A) ($5 - 10 \times I_n$)
300	✓ / ✓	240-300	1500-3000
400	✓ / ✓	320-400	2000-4000