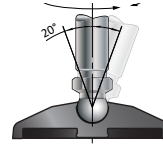


# FATH® T-Slotted Rail Accessories

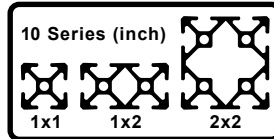
## Bases













- Recommended ADC Fastener based on part features and extrusion core hole
- Material: varies by part



### 10 Series Bases

Fits Slot Size  
6



Part Number	Part Image	Price	Diameter	Description	Fits	Load Rating kg [lb]	Recommended Screw Fastener (ADC Part Number)		Pack Quantity	Material	Drawing Link										
							Core Hole Attachment 1	T-Slot Attachment 2													
<a href="#">118356</a>		\$16.00	n/a	1/4-20 UNC Transport/Base Plate	1 x 2in	n/a	161103 (2) included with kit	n/a	1	Die-cast zinc	<a href="#">PDF</a>										
<a href="#">146399</a>		\$16.00		3/8-16 UNC Transport/Base Plate							<a href="#">PDF</a>										
<a href="#">151074</a>		\$7.25		1/4-20 UNC x 1-1/2in Swivel Foot Threaded Rod with 15 mm ball	Transport/ Base Plate <a href="#">118356</a>	210 [463]*	n/a			Zinc plated steel	<a href="#">PDF</a>										
<a href="#">151075</a>		\$4.50		3/8-16 UNC x 1-1/2in Swivel Foot Threaded Rod with 15 mm ball	Transport/ Base Plate <a href="#">146399</a>	470 [1036]*				Zinc plated steel	<a href="#">PDF</a>										
<a href="#">151068</a>		\$4.00	1.57 in [39.0 mm]	Swivel Base With Anti-Slip Plate	Any 15mm ball Threaded Rod	900 [1984]				Nylon	<a href="#">PDF</a>										
<a href="#">151071</a>		\$9.50				3000 [6614]				Die-cast zinc	<a href="#">PDF</a>										
<a href="#">151072</a>		\$17.00	3.11 in [79.0 mm]								<a href="#">PDF</a>										
<a href="#">151073</a>		\$17.00									<a href="#">PDF</a>										
<a href="#">151069</a>		\$6.00	900 [1984]							Nylon	<a href="#">PDF</a>										
<a href="#">151070</a>		\$6.00									<a href="#">PDF</a>										
<a href="#">151255</a>		\$10.00	3.90 in [99.0 mm]			900 [1984]					<a href="#">PDF</a>										
<a href="#">151256</a>		\$10.00									<a href="#">PDF</a>										

\*Based on installation with Transport / Base Plate

Load rating of a swivel foot assembly is based on the part with the lowest load rating, typically the threaded rod.

Example:

Threaded rod load rating = 210kg [463lb]

Swivel base load rating = 3000kg [6614lb]

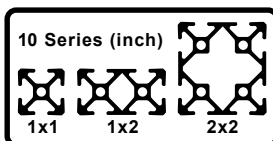
Swivel foot assembly load rating = 210kg [463lb]






# FATH® T-Slotted Rail Accessories

## Bases - Continued

### 10 Series Bases - continued

Fits 



Part Number	Part Image	Price	Diameter	Description	Fits	Load Rating kg [lb]	Recommended Screw Fastener (ADC Part Number)		Pack Quantity	Material	Drawing Link
							Core Hole Attachment <b>1</b>	**T-Slot Attachment <b>2</b>			
<a href="#">151257</a>		\$24.00	3.90 in [99.0 mm]	Swivel Base With Anti-Slip Plate	Any 15mm ball Threaded Rod	3500 [7716]	n/a	n/a	1	Die-cast zinc	<a href="#">PDF</a>
<a href="#">151258</a>		\$24.00									<a href="#">PDF</a>
<a href="#">162933</a>		\$12.50	See Drawing Link	Extended Swivel Base	Any 15mm ball Threaded Rod	1000 [2204]				Nylon	<a href="#">PDF</a>
<a href="#">162934</a>		\$27.00				3000 [6613]				Die-cast zinc	<a href="#">PDF</a>
<a href="#">162955</a>		\$10.00	n/a	Floor Bracket	1 x 1in, 1 x 2in, 2 x 2in	n/a		<a href="#">151040</a>		Anodized aluminum	<a href="#">PDF</a>

\*Based on installation with Transport / Base Plate

Load rating of a swivel foot assembly is based on the part with the lowest load rating, typically the threaded rod.

Example:

Threaded rod load rating = 210kg [463lb]

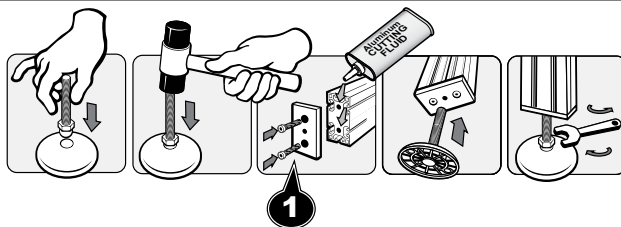
Swivel base load rating = 3000kg [6614lb]

Swivel foot assembly load rating = 210kg [463lb]

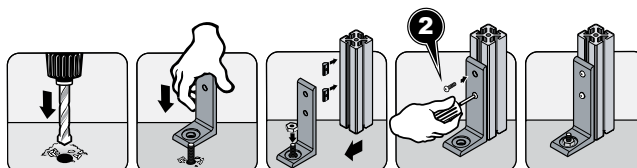
\*\*T-Slot nut also required

### Bases Installation

#### Swivel Foot



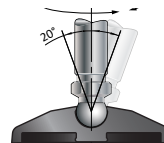
#### Floor Bracket



# FATH® T-Slotted Rail Accessories

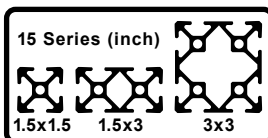
## Bases

- Recommended ADC Fastener based on part feature and core hole
- Material: varies by part



### 15 Series Bases

Fits  
Slot Size  
8



Part Number	Part Image	Price	Diameter	Description	Fits	Load Rating kg [lb]	Recommended Screw Fastener (ADC Part Number)		Pack Quantity	Material	Drawing Link										
							Core Hole Attachment 1	*T-Slot Attachment 2													
<a href="#">118357</a>		\$17.00	n/a	3/8-16 UNC Transport/Base Plate	1.5 x 3in	n/a	<a href="#">161105</a> (2) included with kit	n/a	1	Die-cast zinc	<a href="#">PDF</a>										
<a href="#">161043</a>		\$29.50			3 x 3in		<a href="#">161105</a> (4) included with kit				<a href="#">PDF</a>										
<a href="#">151075</a>		\$4.50		3/8-16 UNC x 1-1/2in Swivel Foot Threaded Rod with 15mm ball	Transport/Base Plate <a href="#">118357</a> and <a href="#">161043</a>	470 [1036]**	<a href="#">PDF</a>														
<a href="#">151068</a>		\$4.00	1.57 in [39.0 mm]	Swivel Base With Anti-Slip Plate	Any 15mm ball Threaded Rod	900 [1984]	n/a			1	Nylon	<a href="#">PDF</a>									
<a href="#">151071</a>		\$9.50				3000 [6614]					Die-cast zinc	<a href="#">PDF</a>									
<a href="#">151072</a>		\$17.00	3.11 in [79.0 mm]									<a href="#">PDF</a>									
<a href="#">151073</a>		\$17.00										<a href="#">PDF</a>									
<a href="#">151069</a>		\$6.00	900 [1984]								Nylon	<a href="#">PDF</a>									
<a href="#">151070</a>		\$6.00										<a href="#">PDF</a>									
<a href="#">151255</a>		\$10.00										<a href="#">PDF</a>									
<a href="#">151256</a>		\$10.00										<a href="#">PDF</a>									
<a href="#">151257</a>		\$24.00	3.90 in [99.0 mm]			3500 [7716]					Die-cast zinc	<a href="#">PDF</a>									
<a href="#">151258</a>		\$24.00										<a href="#">PDF</a>									

\*T-Slot Nut also required

\*\*Based on installation with Transport / Base Plate

Load rating of a swivel foot assembly is based on the part with the lowest load rating, typically the threaded rod.

Example:

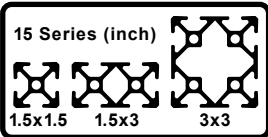







Threaded rod load rating = 210kg [463lb]

Swivel base load rating = 3000kg [6614lb]

Swivel foot assembly load rating = 210kg [463lb]

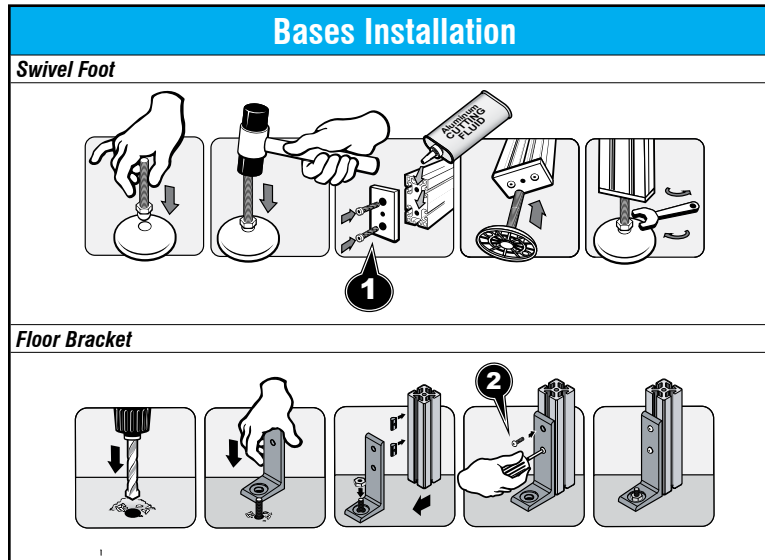
# FATH® T-Slotted Rail Accessories

## Bases - Continued

15 Series Bases - continued													
		Fits		Slot Size		15 Series (inch)							
				8									
Part Number	Part Image	Price	Diameter	Description	Fits	Load Rating kg [lb]	Recommended Screw Fastener (ADC Part Number)		Pack Quantity	Material	Drawing Link		
							Core Hole Attachment 1	*T-Slot Attachment 2					
<a href="#">162933</a>		\$12.50	See 2D drawing	Extended Swivel Base	Any 15mm ball Threaded Rod	1000 [2204]	n/a		n/a		Nylon	<a href="#">PDF</a>	
<a href="#">162934</a>		\$27.00				3000 [6613]					Die-cast zinc	<a href="#">PDF</a>	
<a href="#">166333</a>		\$30.00	n/a	Foot Console	1.5 x 1.5 in, 3 x 3in				<a href="#">161054</a>	1	Die-cast aluminum	<a href="#">PDF</a>	
<a href="#">166334</a>		\$30.00										<a href="#">PDF</a>	
<a href="#">166335</a>		\$30.00			1.5 x 3in, 3 x 3in							<a href="#">PDF</a>	
<a href="#">166336</a>		\$30.00										<a href="#">PDF</a>	
<a href="#">162957</a>		\$11.50		Floor Bracket	1.5 x 1.5 in, 1.5 x 3in, 3 x 3in					<a href="#">151100</a>		Anodized aluminum	<a href="#">PDF</a>
<p>*T-Slot Nut also required</p> <p>**Based on installation with Transport / Base Plate</p> <p>Load rating of a swivel foot assembly is based on the part with the lowest load rating, typically the threaded rod.</p> <p>Example:</p> <p>Threaded rod load rating = 210kg [463lb]</p> <p>Swivel base load rating = 3000kg [6614lb]</p> <p>Swivel foot assembly load rating = 210kg [463lb]</p>													

# FATH® T-Slotted Rail Accessories

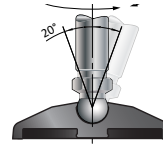
## Bases - Continued



# FATH® T-Slotted Rail Accessories

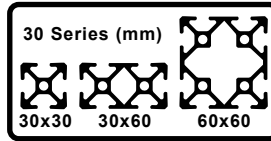
## Bases












- Recommended ADC Fastener based on part feature and core hole
- Material: varies by part



### 30 Series Bases

Fits Slot Size 8



Part Number	Part Image	Price	Description	Fits	Load Rating kg [lb]	Recommended Screw Fastener (ADC Part Number)		Pack Quantity	Material	Drawing Link			
						Core Hole Attachment <b>1</b>	***T-Slot Attachment <b>2</b>						
<a href="#">162940</a>		\$11.50	M8-1.25 Transport/ Base Plate	30 x 60mm	n/a	<a href="#">161102**</a> (2) included with kit	n/a	1	Die-cast zinc	<a href="#">PDF</a>			
<a href="#">162941</a>		\$11.50	M10-1.5 Transport/ Base Plate							<a href="#">PDF</a>			
<a href="#">162942</a>		\$11.50	M12-1.75 Transport/ Base Plate							<a href="#">PDF</a>			
<a href="#">162943</a>		\$17.50	M8-1.25 Transport/ Base Plate	60 x 60mm		<a href="#">161102**</a> (4) included with kit				n/a	1	Die-cast zinc	<a href="#">PDF</a>
<a href="#">162944</a>		\$17.75	M10-1.5 Transport/ Base Plate										<a href="#">PDF</a>
<a href="#">162945</a>		\$20.00	M12-1.75 Transport/ Base Plate										<a href="#">PDF</a>
<a href="#">162946</a>		\$20.00	M14-2.0 Transport/ Base Plate										<a href="#">PDF</a>
<a href="#">162947</a>		\$20.00	M16-2.0 Transport/ Base Plate										<a href="#">PDF</a>
<a href="#">151201</a>		\$3.75	M8-1.25 x 40mm Swivel Foot Threaded Rod with 15mm ball	Requires Transport / Base Plate <a href="#">162940</a> or <a href="#">162943</a>	350 [772]*	n/a	1	Zinc plated steel	<a href="#">PDF</a>				
<a href="#">151202</a>		\$4.00	M10-1.5 x 45mm Swivel Foot Threaded Rod with 15 mm ball	Requires Transport / Base Plate <a href="#">162941</a> or <a href="#">162944</a>	470 [1036]*				<a href="#">PDF</a>				
<a href="#">162938</a>		\$6.50	M16-2.0 x 100mm Swivel Foot Threaded Rod with 15mm ball	Requires Transport / Base Plate <a href="#">162947</a>	1450 [3197]				<a href="#">PDF</a>				

\*Based on installation with Transport / Base Plate

Load rating of a swivel foot assembly is based on the part with the lowest load rating, typically the threaded rod.

Example:

Threaded rod load rating = 210kg [463lb]

Swivel base load rating = 3000kg [6614lb]










Swivel foot assembly load rating = 210kg [463lb]

\*\*Requires tapping Core Hole (M8-1.25 x 20mm deep)

\*\*\*T-Slot Nut also required.

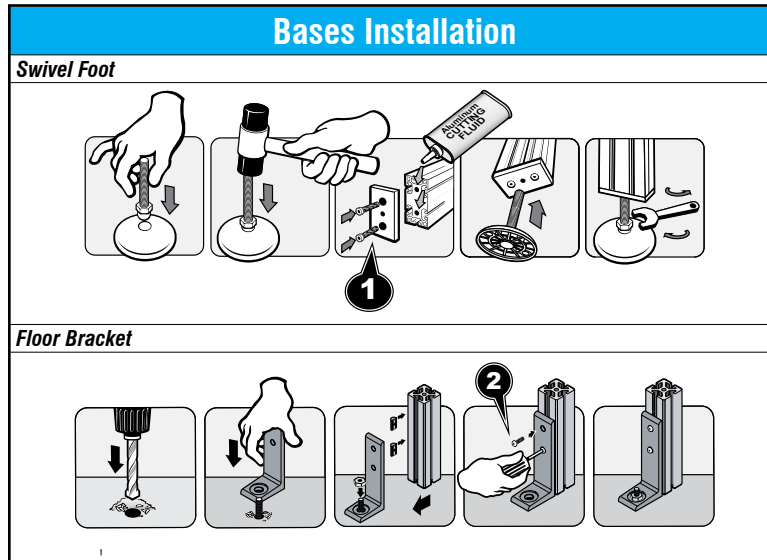
# FATH® T-Slotted Rail Accessories

## Bases - Continued

30 Series Bases - continued															
		Fits		Slot Size 8		<div>30 Series (mm)</div> <div><div>30x30</div><div>30x60</div><div>60x60</div></div>									
Part Number	Part Image	Price	Diameter	Description	Fits	Load Rating kg [lb]	Recommended Screw Fastener (ADC Part Number)		Pack Quantity	Material	Drawing Link				
							Core Hole Attachment 1	***T-Slot Attachment 2							
<a href="#">151068</a>		\$4.00	1.57 in [39.0 mm]	Swivel Base With Anti-Slip Plate	Any 15mm ball Threaded Rod	900 [1984]	n/a	n/a	1	Nylon	<a href="#">PDF</a>				
<a href="#">151071</a>		\$9.50				3000 [6614]				Die-cast zinc	<a href="#">PDF</a>				
<a href="#">151072</a>		\$17.00	3.11 in [79.0 mm]												
<a href="#">151073</a>		\$17.00									900 [1984]				
<a href="#">151069</a>		\$6.00	1000 [2204]							Nylon					
<a href="#">151070</a>		\$6.00									3000 [6613]				
<a href="#">162933</a>		\$12.50	see 2D drawing	Extended Swivel Base		161066		Anodized aluminum	<a href="#">PDF</a>						
<a href="#">162934</a>		\$27.00							<a href="#">PDF</a>						
<a href="#">162956</a>		\$11.00	n/a	Floor Bracket	30 x 30mm, 30 x 60mm, 60 x 60mm	n/a					<a href="#">PDF</a>				
<p>*Based on installation with Transport / Base Plate Load rating of a swivel foot assembly is based on the part with the lowest load rating, typically the threaded rod. Example: Threaded rod load rating = 210kg [463lb] Swivel base load rating = 3000kg [6614lb] Swivel foot assembly load rating = 210kg [463lb] **Requires tapping Core Hole (M8-1.25 x 20mm deep) ***T-Slot Nut also required.</p>															

# FATH® T-Slotted Rail Accessories

## Bases - Continued

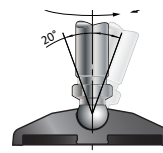




# FATH® T-Slotted Rail Accessories

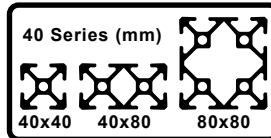
## Bases











- Recommended ADC Fastener based on part features and extrusion core hole
- Material: varies by part



### 40 Series Bases

Fits  Slot Size 8



Part Number	Part Image	Price	Diameter	Description	Fits	Load Rating kg [lb]	Recommended Screw Fastener (ADC Part Number)		Pack Quantity	Material	Drawing Link
							Core Hole Attachment ①	*T-Slot Attachment ②			
<a href="#">151232</a>		\$16.50	n/a	M12-1.75 Transport/Base Plate	40 x 80mm	n/a	<a href="#">161105</a> (2) included with kit	n/a	1	Die-cast zinc	<a href="#">PDF</a>
<a href="#">151233</a>		\$23.00			80 x 80mm		<a href="#">161105</a> (4) included with kit				<a href="#">PDF</a>
<a href="#">162948</a>		\$20.00		M16-2.0 Transport/Base Plate	40 x 80mm		<a href="#">161105</a> (2) included with kit				<a href="#">PDF</a>
<a href="#">162949</a>		\$25.00			80 x 80mm		<a href="#">161105</a> (4) included with kit				<a href="#">PDF</a>
<a href="#">162950</a>		\$25.00		M20-2.5 Transport/Base Plate							<a href="#">PDF</a>
<a href="#">151231</a>		\$4.50	1.57 in [39.0 mm]	M12-1.75 x 66mm Swivel Foot Threaded Rod with 15mm ball	Transport/Base Plate <a href="#">151232</a> or <a href="#">151233</a>	770 [1698]**	n/a	n/a	1	Zinc plated steel	<a href="#">PDF</a>
<a href="#">162938</a>		\$6.50		M16-2.0 x 100mm Swivel Foot Threaded Rod with 15mm ball	Transport/Base Plate <a href="#">162948</a> or <a href="#">162949</a>	1450 [3197]					<a href="#">PDF</a>
<a href="#">162939</a>		\$11.00		M20-2.5 x 150mm Swivel Foot Threaded Rod with 15mm ball	Transport/Base Plate <a href="#">162950</a>	2430 [5357]					<a href="#">PDF</a>
<a href="#">151068</a>		\$4.00		Swivel Base With Anti-Slip Plate	Any 15mm ball Threaded Rod	900 [1984]				Nylon	<a href="#">PDF</a>
<a href="#">151071</a>		\$9.50				3000 [6614]				Die-cast zinc	<a href="#">PDF</a>

\*T-Slot Nut also required.

\*\*Based on installation with Transport / Base Plate

Load rating of a swivel foot assembly is based on the part with the lowest load rating, typically the threaded rod.

Example:









Threaded rod load rating = 210kg [463lb]

Swivel base load rating = 3000kg [6614lb]

Swivel foot assembly load rating = 210kg [463lb]

# FATH® T-Slotted Rail Accessories










## Bases - Continued

40 Series Bases - Continued												
		Fits		Slot Size 8		40 Series (mm) 40x40 40x80 80x80						
Part Number	Part Image	Price	Diameter	Description	Fits	Load Rating kg [lb]	Recommended Screw Fastener (ADC Part Number)		Pack Quantity	Material	Drawing Link	
							Core Hole Attachment 1	*T-Slot Attachment 2				
<a href="#">151069</a>		\$6.00	3.11 in [79.0 mm]	Swivel Base With Anti-Slip Plate	Any 15mm ball Threaded Rod	900 [1984]	n/a	n/a	1	Nylon	<a href="#">PDF</a>	
<a href="#">151070</a>		\$6.00				<a href="#">PDF</a>						
<a href="#">151255</a>		\$10.00	3.90 in [99.0 mm]			900 [1984]					<a href="#">PDF</a>	
<a href="#">151256</a>		\$10.00				<a href="#">PDF</a>						
<a href="#">151257</a>		\$24.00				3500 [7716]				n/a	Die-cast zinc	<a href="#">PDF</a>
<a href="#">151258</a>		\$24.00										<a href="#">PDF</a>
<a href="#">162933</a>		\$12.50	See 2D drawing	Extended Swivel Base	Any 15mm ball Threaded Rod	1000 [2204]	n/a	n/a	1	Nylon	<a href="#">PDF</a>	
<a href="#">162934</a>		\$27.00				3000 [6613]				Die-cast zinc	<a href="#">PDF</a>	
<p>*T-Slot Nut also required.</p> <p>Load rating of a swivel foot assembly is based on the part with the lowest load rating, typically the threaded rod.</p> <p>Example:</p> <p>Threaded rod load rating = 210kg [463lb]</p> <p>Swivel base load rating = 3000kg [6614lb]</p> <p>Swivel foot assembly load rating = 210kg [463lb]</p>												

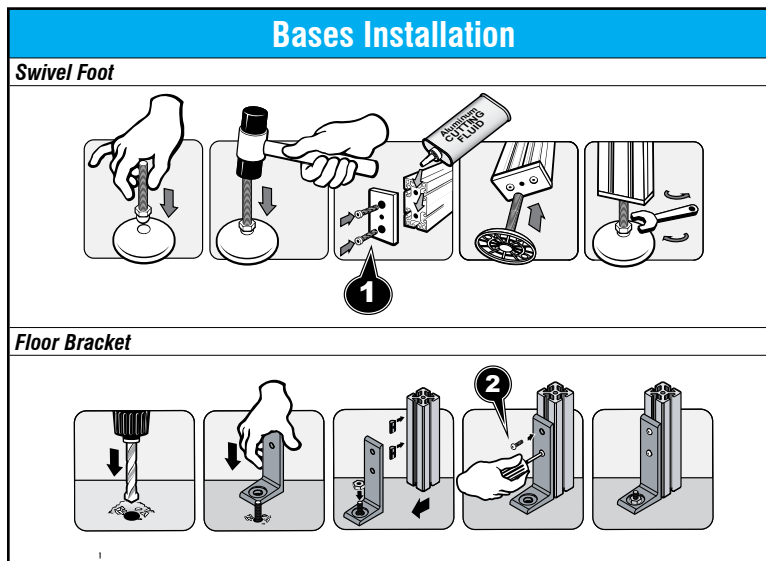
# FATH® T-Slotted Rail Accessories

## Bases - Continued

### 40 Series Bases - Continued

<div> <div>Fits</div> <div>Slot Size 8</div> <div> <div>40 Series (mm)</div> <div>    </div> <div>40x40   40x80   80x80</div> </div> </div>											
Part Number	Part Image	Price	Diameter	Description	Fits	Load Rating kg [lb]	Recommended Screw Fastener (ADC Part Number)		Pack Quantity	Material	Drawing Link
							Core Hole Attachment <b>1</b>	*T-Slot Attachment <b>2</b>			
<a href="#">162889</a>		\$24.50	n/a	Foot Console	40 x 40mm, 40 x 80mm	n/a	n/a	<a href="#">161068</a>	1	Die-cast aluminum	<a href="#">PDF</a>
<a href="#">166391</a>		\$33.00									<a href="#">PDF</a>
<a href="#">162890</a>		\$25.50									<a href="#">PDF</a>
<a href="#">166392</a>		\$35.00									<a href="#">PDF</a>
<a href="#">162960</a>		\$47.00		Support Bracket	40 x 80mm, 80 x 80mm			M8-1.25 x 30mm (not sold by ADC)			<a href="#">PDF</a>
<a href="#">162958</a>		\$11.50		Floor Bracket	All 40 Series			<a href="#">161068</a>		Anodized aluminum	<a href="#">PDF</a>

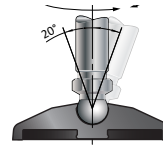
\*T-Slot Nut also required.



# FATH® T-Slotted Rail Accessories

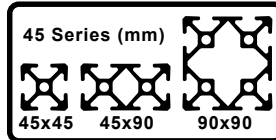
## Bases












- Recommended ADC Fastener based on part features and extrusion core hole
- Material: varies by part



### 45 Series Bases

Fits Slot Size  
10



Part Number	Part Image	Price	Diameter	Description	Fits	Load Rating kg [lb]	Recommended Screw Fastener (ADC Part Number)		Pack Quantity	Material	Drawing Link		
							Core Hole Attachment 1	*T-Slot Attachment 2					
<a href="#">151259</a>		\$20.50	n/a	M12-1.75 Transport/ Base Plate	45 x 90mm	n/a	<a href="#">161111</a> (2) included with kit	n/a	1	Die-cast zinc	<a href="#">PDF</a>		
<a href="#">151260</a>		\$25.00			90 x 90mm		<a href="#">161111</a> (4) included with kit				<a href="#">PDF</a>		
<a href="#">162951</a>		\$20.00		M16-2.0 Transport/ Base Plate	45 x 90mm		<a href="#">161111</a> (2) included with kit				<a href="#">PDF</a>		
<a href="#">162952</a>		\$20.00										M20-2.5 Transport/ Base Plate	<a href="#">PDF</a>
<a href="#">162953</a>		\$25.00		M16-2.0 Transport/ Base Plate	90 x 90mm		<a href="#">161111</a> (4) included with kit				<a href="#">PDF</a>		
<a href="#">162954</a>		\$25.00										M20-2.5 Transport/ Base Plate	<a href="#">PDF</a>
<a href="#">151231</a>		\$4.50		M12-1.75 x 66mm Swivel Foot Threaded Rod with 15mm ball	Transport/Base Plate <a href="#">151259</a> or <a href="#">151260</a>		770 [1698]**			n/a	<a href="#">PDF</a>		
<a href="#">162938</a>		\$6.50		M16-2.0 x 100mm Swivel Foot Threaded Rod with 15mm ball	Transport/Base Plate <a href="#">162951</a> or <a href="#">162953</a>		1450 [3197]**					Zinc plated steel	<a href="#">PDF</a>
<a href="#">162939</a>		\$11.00		M20-2.5 x 150mm Swivel Foot Threaded Rod with 15mm ball	Transport/Base Plate <a href="#">162952</a> or <a href="#">162954</a>		2430 [5357]**						<a href="#">PDF</a>
<a href="#">151068</a>		\$4.00	1.57 in [39.0 mm]	Swivel Base With Anti-Slip Plate	Any 15mm ball Threaded Rod	900 [1984]			Nylon	<a href="#">PDF</a>			
<a href="#">151071</a>		\$9.50				3000 [6614]			Die-cast zinc	<a href="#">PDF</a>			

\*T-Slot Nut also required.

\*\*Based on installation with Transport / Base Plate

Load rating of a swivel foot assembly is based on the part with the lowest load rating, typically the threaded rod.

Example:












Threaded rod load rating = 210kg [463lb]

Swivel base load rating = 3000kg [6614lb]

Swivel foot assembly load rating = 210kg [463lb]

# FATH® T-Slotted Rail Accessories

## Bases - Continued

45 Series Bases - continued																	
<div><div>Fits</div><div>Slot Size 10</div></div>						<div>45 Series (mm)</div> <div><div>45x45</div><div>45x90</div><div>90x90</div></div>											
Part Number	Part Image	Price	Diameter	Description	Fits	Load Rating kg [lb]	Recommended Screw Fastener (ADC Part Number)		Pack Quantity	Material	Drawing Link						
							Core Hole Attachment 1	*T-Slot Attachment 2									
<a href="#">151072</a>		\$17.00	3.11 in [79.0 mm]	Swivel Base With Anti-Slip Plate	Any 15mm ball Threaded Rod	3000 [6614]	n/a	n/a	1	Die-cast zinc	<a href="#">PDF</a>						
<a href="#">151073</a>		\$17.00				<a href="#">PDF</a>											
<a href="#">151069</a>		\$6.00				900 [1984]				Nylon	<a href="#">PDF</a>						
<a href="#">151070</a>		\$6.00									<a href="#">PDF</a>						
<a href="#">151255</a>		\$10.00	3.90 in [99.0 mm]			900 [1984]					<a href="#">PDF</a>						
<a href="#">151256</a>		\$10.00									<a href="#">PDF</a>						
<a href="#">151257</a>		\$24.00	3.90 in [99.0 mm]			3500 [7716]				Die-cast zinc	<a href="#">PDF</a>						
<a href="#">151258</a>		\$24.00									<a href="#">PDF</a>						
<a href="#">162933</a>		\$12.50	See 2D drawing	Extended Swivel Base	Any 15mm ball Threaded Rod	1000 [2204]				Nylon	<a href="#">PDF</a>						
<a href="#">162934</a>		\$27.00				3000 [6613]				Die-cast zinc	<a href="#">PDF</a>						
<a href="#">162959</a>		\$12.50	n/a	Floor Bracket	All 45 Series	n/a		<a href="#">161068</a>		Anodized aluminum	<a href="#">PDF</a>						
<div>*T-Slot Nut also required.</div> <div>**Based on installation with Transport / Base Plate</div> <div>Load rating of a swivel foot assembly is based on the part with the lowest load rating, typically the threaded rod.</div> <div>Example:</div> <div>Threaded rod load rating = 210kg [463lb]</div> <div>Swivel base load rating = 3000kg [6614lb]</div> <div>Swivel foot assembly load rating = 210kg [463lb]</div>																	

## FATH® T-Slotted Rail Accessories

## Bases - Continued

