

EZTouch 6" STN COLOR PANELS

6" color panels (5.7" STN)

The 6" color EZTouch panels have a 5.7" diagonal touch screen, with a 320x240 pixel resolution. They also feature an STN Liquid Crystal Display (LCD). There are two standard color models of 6" panels to choose from: one for Koyo PLCs/Think & Do only, and one for multiple PLC brands including Koyo PLCs/Think & Do.

6" color panel for Koyo PLCs/Think & Do only

- 5.7" diagonal color STN LCD
- 128 colors
- NEMA 4, 4X (indoor)
- 320x240 pixel resolution
- 512K RAM expandable to 1.5MB
- 512K, 1MB or 2MB option flash card for memory backup
- No Ethernet card support
- 25,000 hour expected bulb half-life
- 48 touch cells (8x6)
- 1/4" O-ring gasket and eight mounting studs for NEMA 4/4X (indoor)
- 2.3" (59.0mm) installed depth

6" color panel for multiple PLC brands

- 5.7" diagonal color STN LCD
- 128 colors
- NEMA 4, 4X (indoor)
- 320x240 pixel resolution
- 512K RAM expandable to 1.5MB
- 512K, 1MB or 2MB option flash card for memory backup
- Ethernet card optional (EZ-ETHERNET)
- Modbus TCP/IP card optional (EZ-ETHERPLUS)
- 25,000 hour expected bulb half-life
- 48 touch cells (8x6)
- 1/4" O-ring gasket and eight mounting studs for NEMA 4/4X (indoor)
- 2.3" (59.0mm) installed depth

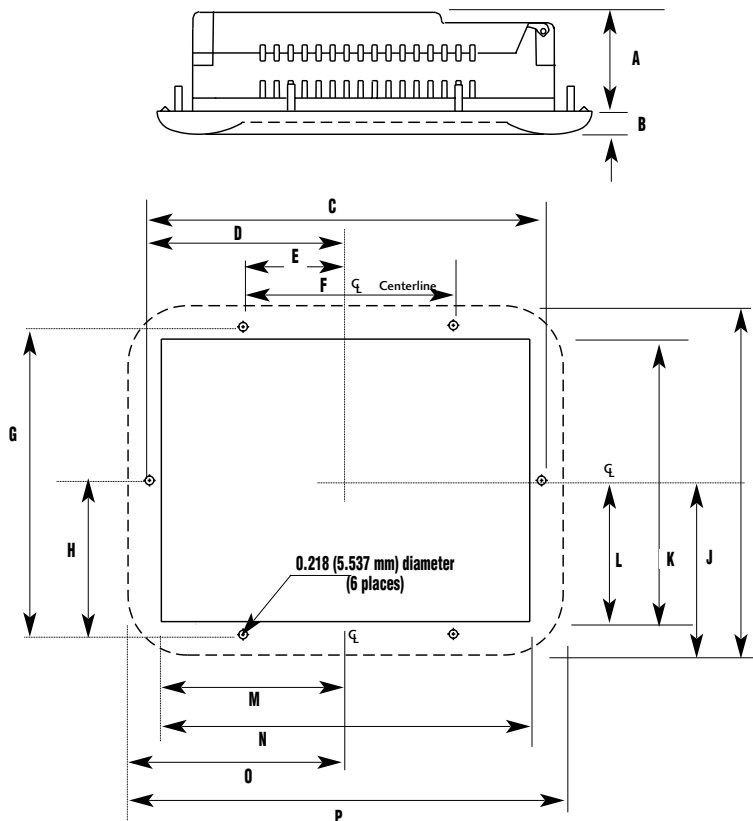


NEMA 4, 4X (indoor)

- **Part No. EZ-S6C-F** <---->
 - includes all serial drivers and accepts optional Ethernet cards
- **Part No. EZ-S6C-FH** <---->
 - includes Data Highway Plus interface







NEMA 4, 4X (indoor)

- **Part No. EZ-S6C-K** <---->
 - includes Koyo PLCs / Think & Do drivers (no Ethernet card support)



Dimensions (inch, mm)	
Legend	EZ-S6M-R/F EZ-S6C-K/F
A	2.325 (59.055)
B	0.618 (15.697)
C	8.076 (205.135)
D	4.038 (102.565)
E	2.125 (53.978)
F	4.250 (107.950)
G	6.223 (158.057)
H	3.111 (79.029)
I	7.297 (185.343)
J	3.649 (92.672)
K	5.625 (142.878)
L	2.812 (71.427)
M	3.761 (95.532)
N	7.522 (191.064)
O	4.466 (113.436)
P	8.932 (226.873)




EZTOUCH SELECTION GUIDE AND SPECIFICATIONS

EZTouch Panel Model Specifications						
Part Number	EZ-S6M-R	EZ-S6M-RS	EZ-S6M-F*	EZ-S6M-FS*	EZ-S6C-K	EZ-S6C-KS
						
Price	<--->	<--->	<--->	<--->	<--->	<--->
Specification	6" monochrome reduced feature	6" slim bezel monochrome reduced feature	6" monochrome full feature	6" slim bezel monochrome full feature	6" color Koyo only	6" slim bezel color Koyo only
Enclosure	NEMA 4, 4X (indoor)	NEMA 1, FDA compliant	NEMA 4, 4X (indoor)	NEMA 1, FDA compliant	NEMA 4, 4X (indoor)	NEMA 1, FDA compliant
Display Type	5.7" STN (16 shades of gray)				5.7" STN (128-color palette)	
Display Size (Viewing Area)	4.72"x3.5" (119.4x88.9 mm)				4.65"x3.5" (118.1x88.9 mm)	
Screen Pixels	320x240					
Display Brightness	140 nits				180 nits	
Touch Screen	48 resistive touch cells (8x6)			192 resistive touch cells(16x12)	48 resistive touch cells (8x6)	192 resistive touch cells (16x12)
CPU Type	Motorola Coldfire 32-bit CPU (40 MHz)					
Service Power	24VDC (20-30VDC operating range), 1.2A switching supply recommended					
Power Consumption	13 watts @ 24VDC				15 watts @ 24VDC	
Agency Approval	UL, CUL, CE					
Operating Temperature	0 to 45°C (32 to 113°F)					
Storage Temperature	-20 to 60°C (-4 to 140°F)				-25 to 60°C (-13 to 140°F)	
Humidity	10-95% RH, noncondensing					
Electrical Noise	NEMA ICS 2-230 showering arc ANSI C37.90a-1974 SWC Level C Chattering Relay Test					
Withstand Voltage	1000VDC (1 minute), between power supply input terminal and protective ground (FG)					
Insulation Resistance	Over 20 MΩ, between power supply input and terminal and protective ground (FG)					
Vibration	5 to 55Hz 2G for 2 hours in the X, Y, and Z axes					
Shock	10G for under 12ms in the X, Y, and Z axes					
User Memory	256KB System RAM memory only		512KB system RAM			
			Expansion memory: 512KB option RAM card (EZ-RAM-1) or 1MB RAM card (EZ-RAM-2)			
			Backup/transferable memory: 512KB flash card (EZ-FLASH-1), 1MB flash card (EZ-FLASH-2), or 2MB flash card (EZ-FLASH-3)			
Number of Screens	Up to 999 limited by memory					
Real-time Clock	Built into panel (PLC clock is still accessible if available)					
Screen Saver	Backlight off					
Communications	PLC Port: RS-232C, RS-422A, RS-485A, 15-pin D-Sub (Female) Download/Program Port: RS-232/RS-422/RS-485A 9 pin D-sub (female)					
			DH+ Port: DH+ option board 25-pin connector (Female) Direct LOGIC Ethernet: (EZ-Ethernet)** Option board (RJ45)	DH+ Port: DH+ option board 25-pin connector (Female) Direct LOGIC Ethernet: (EZ-Ethernet)** Option board (RJ45)		
External Dimensions	7.30"x8.94"x2.29" (185.42x226.076x58.166mm)	6.145x8.048x2.433" (156.078x204.407x51.786mm)	7.30"x8.94"x2.29" (185.42x226.076x58.166mm)	6.145x8.048x2.433" (156.078x204.407x51.786mm)	7.30"x8.94"x2.29" (185.42x226.076x58.166mm)	6.145x8.048x2.433" (156.078x204.407x51.786mm)
Weight	1.4 lb	1.7 lb	1.4 lb	1.7 lb	1.4 lb	1.7 lb

* denotes available with built-in Data Highway Plus interface card (add "H" to part number).

** sold separately



EZTOUCH SELECTION GUIDE AND SPECIFICATIONS

EZTouch Panel Specifications - NEMA 4, 4X (indoor)			
Part Number	EZ-S6C-F*	EZ-S8C-F*	EZ-T10C-F*
			
Price	<-->	<-->	<-->
Specification	6" color full feature	8" color, slim bezel, full feature	10" color, slim bezel, full feature
Enclosure	NEMA 4, 4X (indoor)		
Display Type	5.7" STN (128-color palette)	8.2" STN (128-color palette)	10.4" TFT (128-color palette)
Display Size (Viewing Area)	4.65"x3.5" (118.1x88.9mm)	6.65"x5.024" (168.9x127.61mm)	8.31"x6.22" (211.07x158mm)
Screen Pixels	320x240		640x480
Display Brightness	180 nits	90 nits	200 nits
Touch Screen	48 resistive touch cells (8x6)	192 resistive touch cells (16x12)	
CPU Type	Motorola Coldfire 32-bit CPU (40 MHz)		
Service Power	24VDC (20-30VDC operating range), 1.2A switching supply recommended		
Power Consumption	15 watts @ 24VDC	16 watts @ 24VDC	18 watts @ 24VDC
Agency Approval	UL, CUL, CE		
Operating Temperature	0 to 45°C (32 to 113°F)	0 to 40°C (32 to 104°F)	0 to 50°C (32 to 122°F)
Storage Temperature	-25 to 60°C (-13 to 140°F)	-20 to 60°C (-4 to 140°F)	-25 to 60°C (-13 to 140°F)
Humidity	10-95% RH, noncondensing		
Electrical Noise	NEMA ICS 2-230 showering arc ANSI C37.90a-1974 SWC Level C Chattering Relay Test		
Withstand Voltage	1000VDC (1 minute), between power supply input terminal and protective ground (FG)		
Insulation Resistance	Over 20 MΩ, between power supply input and terminal and protective ground (FG)		
Vibration	5 to 55Hz 2G for 2 hours in the X, Y, and Z axes		
Shock	10G for under 12ms in the X, Y, and Z axes		
User Memory	512KB System RAM memory		
	Expansion memory: 512KB option RAM card (EZ-RAM-1) or 1MB RAM card (EZ-RAM-2)		
	Backup/transferable memory: 512KB flash card (EZ-FLASH-1), 1MB flash card (EZ-FLASH-2), or 2MB flash card (EZ-FLASH-3)		
Number of Screens	Up to 999 limited by memory		
Real-time Clock	Built into panel (PLC clock is still accessible if available)		
Screen Saver	Backlight off		
Communications	PLC Port: RS-232C, RS-422A, RS-485A, 15-pin D-Sub (Female) Download/Program Port: RS-232/RS-422/RS-485A 9 pin D-sub (female)		
	DH+ Port: DH+ option board 25-pin connector (Female) Direct. LOGIC Ethernet: (EZ-Ethernet)**	DH+ Port: DH+ option board 25-pin connector (Female) Direct. LOGIC Ethernet: (EZ-Ethernet)**	DH+ Port: DH+ option board 25-pin connector (Female) Direct. LOGIC Ethernet: (EZ-Ethernet)**
External Dimensions	7.30"x8.94"x2.29" (185.42x226.076x58.166mm)	8.50"x10.55"x2.44" (215.9x267.97x61.976mm)	10.60"x13.59"x2.60" (269.22x345.186x66.04mm)
Weight	1.4 lb	1.6 lb	3.8 lb

* denotes available with built-in Data Highway Plus interface card (add "H" to part number).


** Sold separately

EZTOUCH SELECTION GUIDE AND SPECIFICATIONS

EZTouch Panel Specifications - NEMA 1, FDA Compliant, 6-inch and 8-inch Models						
Part Number	EZ-S6C-FS	EZ-S6C-FSH	EZ-S6C-FST	EZ-S8C-FS	EZ-S8C-FSH	EZ-S8C-FST
						
Price	<--->	<--->	<--->	<--->	<--->	<--->
Specification	6" color slim bezel full feature	6" color slim bezel full feature w/DH+	6" color slim bezel full feature	8" color slim bezel full feature	8" color slim bezel full feature w/DH+	8" color slim bezel full feature w/MODBUS TCP/IP
Enclosure	NEMA 1, FDA compliant					
Display Type	5.7" STN (128-color palette)			8.2" STN (128-Color Palette)		
Display Size (Viewing Area)	4.65"x3.5" (118.1x88.9mm)			6.65" x 5.024" (168.9 x 127.61 mm)		
Screen Pixels	320x240			640 x 480		
Display Brightness	180 nits			90 nits		
Touch Screen	192 resistive touch cells (16 x 12)					
CPU Type	Motorola Coldfire 32 bit CPU (40 MHZ)					
Service Power	24VDC (20-30VDC operating range), 1.5A switching supply recommended					
Power Consumption	15 watts @ 24VDC			16 watts @ 24VDC		
Agency Approvals	UL, CUL, CE					
Operating Temperature	0 to 45°C (32 to 113°F)			0 to 40 °C (32 to 104 °F)		
Storage Temperature	-25 to 60°C (-13 to 140°F)			-20 to +60 °C (-4 to +140 °F)		
Humidity	10–95% R.H., noncondensing					
Electrical Noise Interference	NEMA ICS 2-230 showering arc ANSI C37.90a-1974 SWC Level C Chattering Relay Test					
Withstand Voltage	1000 VDC (1 minute), between power supply input terminal and protective ground (FG)					
Insulation Resistance	Over 20 MΩ, between power supply input and terminal and protective ground (FG)					
Vibration	5 to 55 Hz 2G for 2 hours in the X, Y, and Z axes					
Shock	10G for under 12 ms in the X, Y, and Z axes					
User Memory	512K System RAM Memory, 512K and 1 MB Option RAM Card for Memory Expansion; 512K, 1MB or 2MB Option Flash Card for Memory Backup/Transfer					
Number of Screens	Up to 999, limited by memory					
Real-time Clock	Built into panel (PLC clock is still accessible, if available)					
Communications	PLC Port: RS-232C, RS-422A, RS-485A, 15-pin D-Sub (Female) Download/Program Port: RS-232/RS-422/RS-485A 9 pin D-sub (female)			PLC Port: RS-232C, RS-422A, RS-485A, 15-pin D-Sub (Female) Download/Program Port: RS-232C, RS-422A, RS-485A, 9-pin D-sub (Female)		
	Direct LOGIC Ethernet: (EZ-Ethernet)* Option board (RJ45)	DH+ Port: DH+ option board 25-pin connector (Female)	MODBUS TCP/IP: Option Board (RJ45)	Direct LOGIC Ethernet: (EZ-Ethernet)* Option board (RJ45)	DH+ Port: DH+ option board 25-pin connector (Female)	MODBUS TCP/IP: Option Board (RJ45)
Screen Saver	Yes, backlight off					
External Dimensions	6.145x8.048x2.433" (156.078x204.407x51.786mm)			8.75" x 10.89" x 2.76" (222.25 x 276.61 x 70.10mm)		
Weight	1.7 lbs			2.9 lbs.		

* Sold separately


EZTOUCH SELECTION GUIDE AND SPECIFICATIONS

EZTouch Panel Specifications - NEMA 1, FDA Compliant 10-inch Models							
Part Number	EZ-T10C-FS	EZ-T10C-FSD	EZ-T10C-FSE	EZ-T10C-FSH	EZ-T10C-FSM	EZ-T10C-FSP	EZ-T10C-FST
							
Price	<--->	<--->	<--->	<--->	<--->	<--->	<--->
Specification	10" color slim bezel full feature	10" color slim bezel full feature with DeviceNet	10" color slim bezel full feature w/Ethernet/IP	10" color slim bezel full feature with DH+	10" color slim bezel full feature w/MODBUS+	10" color slim bezel full feature w/Profibus DP	10" color slim bezel full feature w/MODBUS TCP/IP
Enclosure	NEMA 1, FDA compliant						
Display Type	10.4" TFT (128-Color Palette)						
Display Size (Viewing Area)	8.31" x 6.22" (211.07 x 158 mm)						
Screen Pixels	640 x 480						
Display Brightness	200 nits						
Touch Screen	192 resistive touch cells (16 x 12)						
CPU Type	Motorola Coldfire 32 bit CPU (40 MHz)						
Service Power	24VDC (20-30VDC operating range), 1.5A switching supply recommended						
Power Consumption	18 watts @ 24VDC						
Agency Approvals	UL, CUL, CE						
Operating Temperature	0 to 50 °C (32 to 122 °F)						
Storage Temperature	-25 to +60 °C (-13 to +140 °F)						
Humidity	10-95% R.H., noncondensing						
Electrical Noise Interference	NEMA ICS 2-230 showering arc ANSI C37.90a-1974 SWC Level C Chattering Relay Test						
Withstand Voltage	1000VDC (1 minute), between power supply input terminal and protective ground (FG)						
Insulation Resistance	Over 20 MΩ, between power supply input and terminal and protective ground (FG)						
Vibration	5 to 55 Hz 2G for 2 hours in the X, Y and Z axes						
Shock	10G for under 12 ms in the X, Y and Z axes						
User Memory	512K System RAM Memory, 512K and 1 MB Option RAM Card for Memory Expansion; 512K, 1MB or 2MB Option Flash Card for Memory Backup/Transfer						
Number of Screens	Up to 999, limited by memory						
Real-time Clock	Built into panel (PLC clock is still accessible, if available)						
Communications	PLC Port: RS-232C, RS-422A, RS-485A, 15-pin D-Sub (Female) Download/Program Port: RS-232C, RS-422A, RS-485A, 9-pin D-Sub (Female)						
	Direct LOGIC Ethernet: (EZ-Ethernet)*	DeviceNet: Standard terminal	Allen Bradley Ethernet/IP: RJ45	DH+ Port: DH+ option board 25-pin connector (Female)	MODBUS Plus: 9-pin (Female)	Profibus DP: 9-pin (Female)	MODBUS TCP/IP: (RJ45)
Screen Saver	Yes, backlight off						
External Dimensions	10.59" x 13.58" x 2.86" (268.99 x 344.93 x 72.64 mm)						
Weight	5.0 lbs.						

* Sold separately

OPER. INT.

EZTOUCH SELECTION GUIDE AND SPECIFICATIONS

EZTouch Panel Specifications - NEMA 1, FDA Compliant 15-inch Models							
Part Number	EZ-T15C-FS	EZ-T15C-FSD	EZ-T15C-FSE	EZ-T15C-FSH	EZ-T15C-FSM	EZ-T15C-FSP	EZ-T15C-FST
							
Price	<--->	<--->	<--->	<--->	<--->	<--->	<--->
Specification	15" color slim bezel full feature	15" color slim bezel full feature with DeviceNet	15" color slim bezel full feature with Ethernet/IP	15" color slim bezel full feature with DH+	15" color slim bezel full feature with MODBUS+	15" color slim bezel full feature with Profibus DP	15" color slim bezel full feature with MODBUS TCP/IP
Enclosure	NEMA 1, FDA compliant						
Display Type	15.0" TFT (128-Color Palette)						
Display Size (Viewing Area)	12.02" x 9.01" (305.28 x 228.96 mm)						
Screen Pixels	640 x 480						
Display Brightness	250 nits						
Touch Screen	192 resistive touch cells (16 x 12)						
CPU Type	Motorola Coldfire 32 bit CPU (40 MHz)						
Service Power	24VDC (20-30VDC operating range), 1.5A switching supply recommended						
Power Consumption	33 watts @ 24VDC						
Agency Approvals	UL, CUL, CE						
Operating Temperature	0 to 45 °C (32 to 113 °F)						
Storage Temperature	-25 to +60 °C (-13 to +140 °F)						
Humidity	10–95% R.H., noncondensing						
Electrical Noise Interference	NEMA ICS 2-230 showering arc ANSI C37.90a-1974 SWC Level C Chattering Relay Test						
Withstand Voltage	1000 VDC (1 minute), between power supply input terminal and protective ground (FG)						
Insulation Resistance	Over 20 MΩ, between power supply input and terminal and protective ground (FG)						
Vibration	5 to 55 Hz 2G for 2 hours in the X, Y, and Z axes						
Shock	10G for under 12 ms in the X, Y, and Z axes						
User Memory	1MB System RAM Memory, 512K and 1MB Option RAM Card for Memory Expansion; 1MB or 2MB Option Flash Card for Memory Backup/Transfer						
Number of Screens	Up to 999, limited by memory						
Real-time Clock	Built into panel (PLC clock is still accessible, if available)						
Communications	PLC Port: RS-232C, RS-422A, RS-485A, 15-pin D-Sub (Female) Download/Program Port: RS-232C, RS-422A, RS-485A, 9-pin D-Sub (Female)						
	Direct LOGIC Ethernet (EZ-Ethernet)*	DeviceNet: Standard terminal	Allen Bradley Ethernet/IP: RJ45	DH+ Port: DH+ option board 25-pin connector (Female)	MODBUS Plus: 9-pin (Female)	Profibus DP: 9-pin (Female)	MODBUS TCP/IP: (RJ45)
Screen Saver	Yes, backlight off						
External Dimensions	13.00" x 16.75" x 4.66" (330.2 x 425.45 x 118.36 mm)						
Weight	8.9 lbs.						

* Sold separately

EZTOUCH CABLES AND WIRING

Status LED
 Red=fault
 Green=normal operation

Power connector

A block style connector is used to connect an external 24VDC power supply. You can use our own FA-24PS 24VDC power supply as your source.

Power Connector		
Pin #	Connection	
+	+V	24VDC (20-30VDC)
-	-V	1.5A min. supply, 18W max.
⏏	Chassis Ground	

PLC port


The PLC port is a RS-232C, RS-422A or RS-485A female 15-pin D-sub connector. See the table below for the appropriate cable for your application.

COM 1 port

RS-232C, RS-422A, or RS-485A female 9-pin D-sub connector is used to connect to the programming computer or PLC.



Power connector PLC port COM1 port



Side view

Cable Part Number	Cable Description	Price
EZ-2CBL	DirectLOGIC PLC RJ-12	<-->
EZ-2CBL-1	DirectLOGIC VGA 15-pin (D2-250)	<-->
EZ-3CBL	DirectLOGIC PLC RJ-11	<-->
EZ-4CBL-1	DirectLOGIC DL405 PLC 15-pin D-sub port	<-->
EZ-4CBL-2	DirectLOGIC PLC 25-pin D-sub port	<-->
EZ-MLOGIX-CBL	Allen-Bradley MicroLogix	<-->
EZ-SLC-232-CBL	Allen-Bradley SLC 5-03/04/05DF1 port	<-->
EZPLC5-232-CBL	Allen-Bradley PLC-5 DF1 port	<-->
EZ-DH485-CBL	Allen-Bradley SLC 500 DH485	<-->
EZ-90-30-CBL	GE 90/30 and 90/70 15 pin D-sub	<-->
EZ-MITSU-CBL	mitsubishi FX24 25-pin	<-->
EZ-MITSU-CBL-1	MITSUBISHI FX24 8-pin mini-DIN	<-->
EZ-S7MPI-CBL	Siemens S7 MPI adapter 9-pin D-sub	<-->
EZ-OMRON-CBL	OMRON C200 or C500	<-->
EZTOUCH-PGMCBL	Programming cable	<-->

Setup for online programming



PLC Connector	
Pin Number	Connection
1	Chassis GND
2	PLC TXD (RS-232)
3	PLC RXD (RS-232)
4	+5V
5	Logic GND
6	LE
7	PLC CTS (RS-232)
8	PLC RTS (RS-232)
9	RXD+ (RS-422)
10	RXD- (RS-422)
11	TXD+ (RS-422)
12	TXD- (RS-422)
13	Terminating resistor
14	NC
15	NC

COM 1 Connector	
Pin Number	Connection
1	TXD- (RS-422)
2	TXD (RS-232)
3	RXD (RS-232)
4	RXD- (RS-422)
5	Logic GND
6	TXD+ (RS-422)
7	CTS (RS-232)
8	RTS (RS-232)
9	RXD+ (RS-422)


EZTouch ACCESSORIES

Part Number	Description	Price
EZ-TOUCHEDIT	EZTouch Panel Programming Software	<--->
EZ-TOUCH-M	Hardware User Manual	<--->
EZ-RAM-1	512K RAM card	<--->
EZ-RAM-2	1MB RAM card	<--->
EZ-FLASH-1	512K Flash card	<--->
EZ-FLASH-2	1MB Flash card	<--->
EZ-FLASH-3	2MB Flash card	<--->
EZ-ETHERNET	<i>Direct</i> LOGIC Ethernet Option Interface Card (for EZ-xxx-Fxx panels)	<--->
EZ-ETHERPLUS	MODBUS TCP/IP or <i>Direct</i> LOGIC Ethernet Option Card (for EZ-xxx-Fxx panels)	<--->
EZ-BAT	EZTouch replacement battery	<--->
EZ-BRK-1	EZTouch optional DIN mounting clips (pk. of 2)	<--->
EZ-COMCON3	15-pin male D-sub connectors with terminal blocks, for connecting RS422 network cable from EZTouch or EZText panels	<--->
EZ-TOUCH6-GSK	(6") Standard replacement gasket for all 6" panels except slimlines	<--->
EZ-TOUCH8-GSK	(8") Standard replacement gasket	<--->
EZ-TOUCH10-GSK	(10") Standard replacement gasket	<--->
EZTOUCH-PGMCBL	Programming cable	<--->
EZ-TOUCH-STUDS	EZTouch replacement studs (pk. of 8)	<--->
EZ-6SLIMF-GSK	(6") Slim bezel FDA replacement gasket	<--->
EZ-8SLIMF-GSK	(8") Slim bezel , FDA replacement gasket	<--->
EZ-10SLIMF-GSK	(10") Slim bezel FDA replacement gasket	<--->
EZ-15SLIMF-GSK	(15") Slim bezel FDA replacement gasket	<--->
EZ-COV6	Pack of 3 protective shields for any 6" EZTouch panel	<--->
EZ-COV8	Pack of 3 protective shields for any 8" EZTouch panel	<--->
EZ-COV10	Pack of 3 protective shields for any 10" EZTouch panel	<--->
EZ-COV15	Pack of 3 protective shields for any 15" EZTouch panel	<--->

Memory cards



Ethernet option interface cards



Replacement gaskets



Battery




Protective screen covers



Memory cards being installed



Both Flash and RAM memory cards installed



Device locations

