

Stacklight Components

Two and three-light pre-assembled stacklights

Stacklights can be purchased in two-light and three-light assemblies in incandescent and LED versions. Pre-assembled stacklights offer the convenience of not having to configure and order separate components.

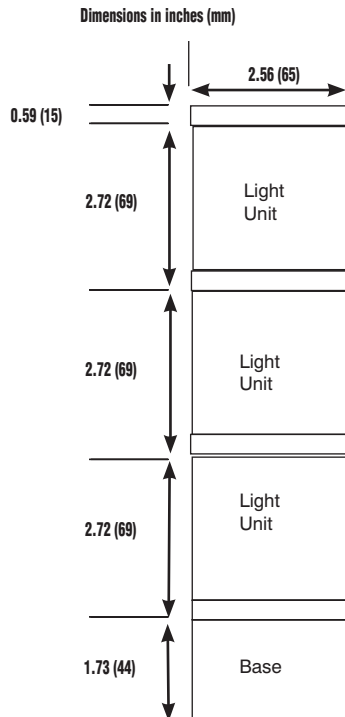
Two-light Unit Stacklight — Assembled							
Volts AC/DC	Alarm	First Level Color	Illumination Type	Second Level Color	Illumination Type	Catalog Number Base Mounting	Price
24V	None	Green	Incandescent - Steady	Red	Incandescent - Steady	E26XWWL32W-V2	\$132.50
24V	None	Green	Cylindrical LED - Steady	Red	Cylindrical LED - Steady	E26XWWLG1R1W-V2	\$272.50
120V	None	Green	Incandescent - Steady	Red	Incandescent - Steady	E26XWWL32W-V4	\$132.50
*120V	None	Green	Cylindrical LED - Steady	Red	Cylindrical LED - Steady	E26XWWLG1R1W-V4	\$272.50

Three-light Unit Stacklight — Assembled									
Volts AC/DC	Alarm	First Level Color	Illumination Type	Second Level Color	Illumination Type	Third Level Color	Illumination Type	Catalog Number Base Mounting	Price
24V	None	Green	Incandescent - Steady	Amber	Incandescent - Steady	Red	Incandescent - Steady	E26XWWL392W-V2	\$176.50
24V	None	Green	Cylindrical LED - Steady	Amber	Cylindrical LED - Steady	Red	Cylindrical LED - Steady	E26XWWLG1A1R1W-V2	\$387.50
120V	None	Green	Incandescent - Steady	Amber	Incandescent - Steady	Red	Incandescent - Steady	E26XWWL392W-V4	\$176.50
*120V	None	Green	Cylindrical LED - Steady	Amber	Cylindrical LED - Steady	Red	Cylindrical LED - Steady	E26XWWLG1A1R1W-V4	\$387.50

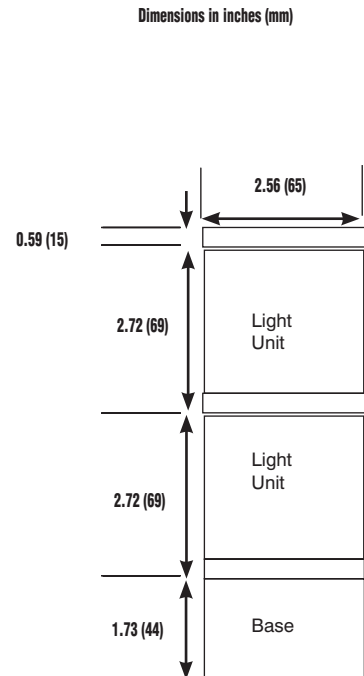
***Note: LED modules have very low current draw and should not be used with triac output devices like PLC triac output modules. It is recommended that dry contact outputs be used to switch 120 volt AC modules.**

Note: Extension tubes and mounting bases sold separately. See accessories section.

Standard three-light unit



Standard two-light unit



Company Information

Drives

Soft Starters

Motors

Power Transmission

Motion: Servos and Steppers

Motor Controls

Sensors: Proximity

Sensors: Photoelectric

Sensors: Encoders

Sensors: Limit Switches

Sensors: Current

Sensors: Pressure

Sensors: Temperature

Sensors: Level

Sensors: Flow Switches

Pushbuttons and Lights

Stacklights

Signal Devices

Process

Relays and Timers

Pneumatics: Air Prep

Pneumatics: Directional Control Valves

Pneumatics: Cylinders

Pneumatics: Tubing

Pneumatics: Air Fittings

Appendix Book 2

Terms and Conditions

Stacklights Application Data

Application Data				
Type of Light	Voltage AC/DC	Lamp Used	Approximate Current, mA per Light	Theoretical Lamp Life, Hours As Applied
Incandescent	24V	BA15d	208mA	7,000
	110-140 V	BA15d	36-50 mA	7,000

Application Data				
Type of Light	Voltage AC/DC	Current	Approximate Current, mA per Light	Theoretical Lamp Life, Hours As Applied
E26 Xenon flasher	24V strobe	DC	190mA	20,000
		AC	320mA	20,000
	120V	AC	60mA*	20,000

* Represents average current draw, 1.6A peak for 120V

Application Data			
Type of Light	Color	Cylindrical LED Approximate Current, mA at Rated Volts	Theoretical Lamp Life, Hours As Applied
24V AC/DC Continuous/flashing LED	Red	47mA	100,000
	Amber	47mA	100,000
	Green	59mA	80,000
	Blue	59mA	60,000
	White	59mA	60,000
120V AC/DC LED	Red	24mA	100,000
	Amber	24mA	100,000
	Green	17mA	80,000
	Blue	16mA	60,000

Note: Published theoretical lamp lives are based on ideal laboratory conditions and should be used for comparison only. Actual life may be shorter due to various application conditions.

Stacklight Accessories and Replacement Parts

Audible alarms

Three different audible alarms are available for E26 stacklights in 24 and 120 VAC/DC. One alarm per stacklight may be included in the assembly and is mounted atop the stacklight. No tools are required for attaching or wiring the alarm.

The alarm draws very little current and units used in 120 VAC applications should be switched with dry contact type output devices. Leakage from triac modules will activate the alarm in the "OFF" condition.

Alarms are available in mono-tonal, bi-tonal, and intermittent tones. The sound levels can be adjusted from 64 to 90 dB.

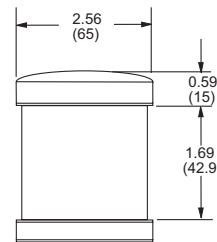
Typical current draw is 11 to 13 mA for 24V and 120V versions. Check out our Web site for .wav samples of the alarm tones.

Alarm Units Specifications								
Volts AC/DC	Adjustment Range	Typical Current Draw	Mono-tonal Part Number	Price	Bi-tonal Part Number	Price	Intermittent Part Number	Price
24V	64 dB to 90 dB	12.6 mA	E26BQV2	\$100.00	E26BNV2	\$100.00	E26BPV2	\$100.00
120V	64 dB to 90 dB	11.5 mA	E26BQV4	\$96.00	E26BNV4	\$100.00	E26BPV4	\$100.00



Audible alarm

Alarm Unit Dimensions



Dimensions in inches (millimeters)

Extension tubes and mounting bases

The E26 stacklight base may be mounted directly to the machine or control cabinet. For greater height, extension tubes and mounting bases are available.

The mounting base is anodized alloy and threaded to 3/4" NPT for compatibility with standard pipe and conduit threads.

The extension tubes are also anodized alloy and threaded to 3/4" NPT. Extension tubes are available in four straight lengths from 3/4" to 30", and a 2" x 2.5" right-angle extension model.

Extension Tube Specifications				
Description	Length	Height A* with Mounting Base	Part Number	Price
For use with standard mounting base or 3/4" NPT threaded hub --black anodized aluminum.	0.79" (20mm)	1.77" (45mm)	E26BHU	\$11.00
	6.30" (160mm)	7.28" (185mm)	E26BJU	\$22.00
	14.17" (360mm)	15.16" (385mm)	E26BKU	\$37.00
	29.92" (760mm)	30.91" (785mm)	E26BMU	\$62.00
Description	Dimensions	Part Number	Price	
Right angle extension tube for E26 stacklights	2.00"(50.8mm) x 2.50"(63.5mm)	E26BRU	\$10.50	

Mounting Base Specifications			
Description	Notes	Part Number	Price
Mounting base for optional elevated mounting using extension tube. Black anodized cast zinc.	Standard 4-hole mounting base.	E26S109	\$16.50

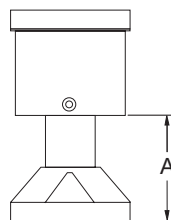
Extension tube with mounting base *Height dimension "A"



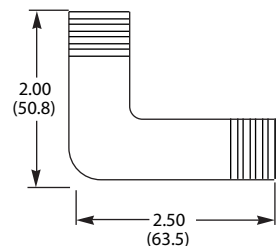
Mounting base



Extension tube



Right angle extension tube



Stacklight Replacement Parts

Gasket



Gasket Specifications			
Description	Notes	Part Number	Price
Replacement mounting gasket	Included with stacklight base.	E26S105	\$2.50

O-ring



O-ring Specifications			
Description	Notes	Part Number	Price
Replacement lens O-ring	Included with light modules.	E26S106	\$2.50

Replacement lamps




Incandescent Replacement Lamps			
Description	Volts AC/DC	Part Number	Price
Incandescent replacement lamps	24V	E26S9 (marked on base 28-6019-2)	\$6.50
	110/120V	E26S11 (marked on base 28-6019-4)	\$6.00

LEDs

These LEDs can be used as replacement bulbs to convert a standard incandescent lamp to an LED type.

Note: Use with dry contact outputs when operating with AC. Triac leakage current will illuminate the LED module.



Replacement LEDs							
Volts AC/DC	Color	Part Number	Price	Volts AC/DC	Color	Part Number	Price
24V	Red	E26S117	\$76.50	120V	Red	E26S138	\$76.50
24V	Amber	E26S118	\$76.50	120V	Amber	E26S139	\$76.50
24V	Green	E26S121	\$76.50	120V	Green	E26S142	\$76.50
24V	Blue	E26S122	\$76.50	120V	Blue	E26S143	\$76.50
24V	White	E26S123	\$77.50	*			

**Note: 120V White LED Modules are not available.*

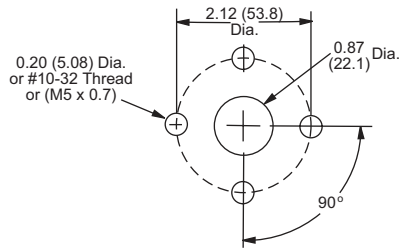
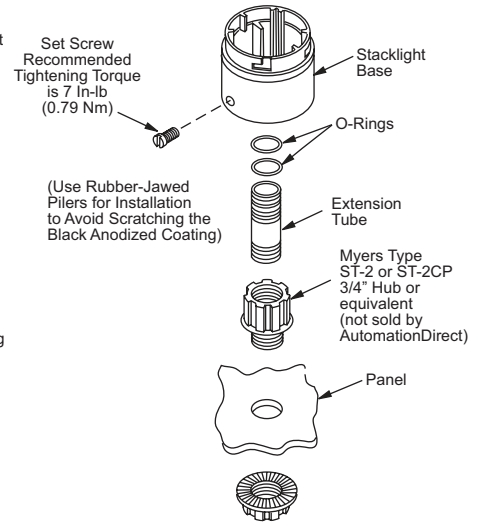
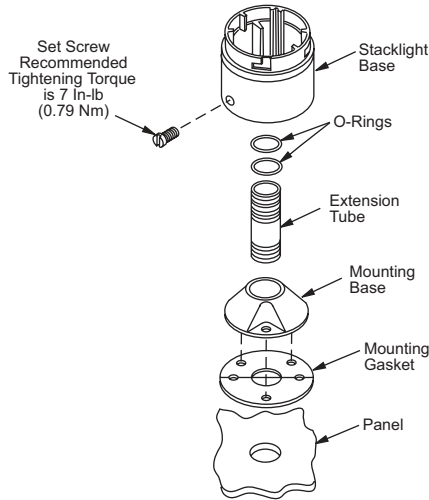
Stacklight Installation

Mounting options

Stacklight bases may be mounted without the use of an extension tube or mounting base. If additional height is required, choose extension tubes that fit between the mounting base and stacklight base. The extension tubes are threaded with 3/4" NPT threads, allowing for direct connection to conduit fittings or threaded holes without the use of a mounting base.



Four-hole mounting for E26S109 3/4" conduit hub



Company Information

Drives

Soft Starters

Motors

Power Transmission

Motion: Servos and Steppers

Motor Controls

Sensors: Proximity

Sensors: Photoelectric

Sensors: Encoders

Sensors: Limit Switches

Sensors: Current

Sensors: Pressure

Sensors: Temperature

Sensors: Level

Sensors: Flow Switches

Pushbuttons and Lights

Stacklights

Signal Devices

Process

Relays and Timers

Pneumatics: Air Prep

Pneumatics: Directional Control Valves

Pneumatics: Cylinders

Pneumatics: Tubing

Pneumatics: Air Fittings

Appendix Book 2

Terms and Conditions