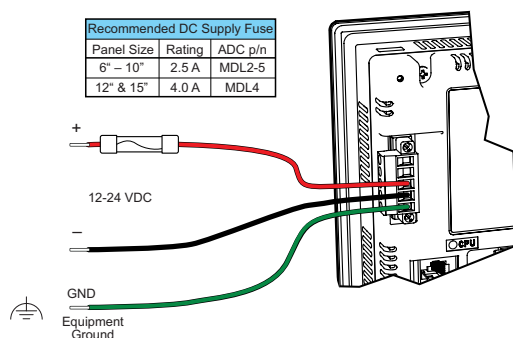


# C-more Power Connection Wiring

## Providing Power to the Touch Panel

- Connect a dedicated 12–24 VDC Class 2 power supply to the DC connector on the rear of the **C-more** touch panel. Connect the ground terminal to a proper equipment ground.
- or, install a **C-more** AC Power Adapter (EA-AC) to the rear of the touch panel and connect an AC voltage source of 100–240 VAC, 50/60 Hz, to its AC connector.
- then, turn on the power source and check the LED status indicators on the front and rear of the **C-more** touch panel for proper operation.

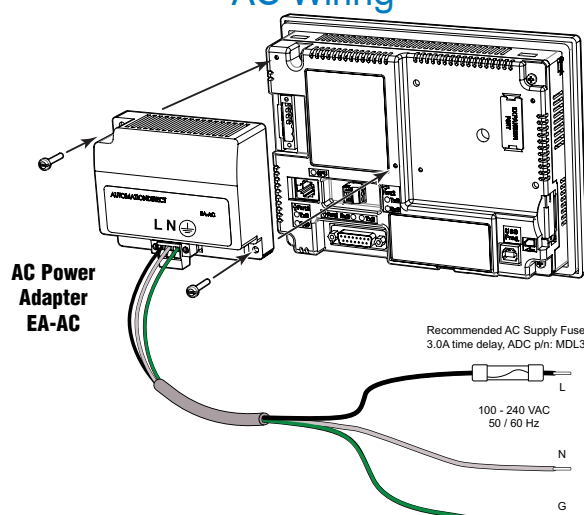
### DC Wiring



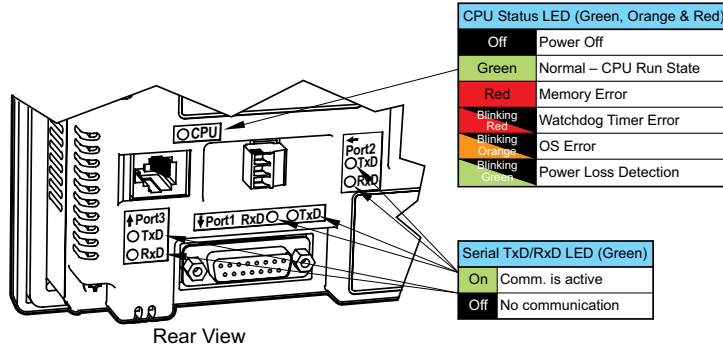
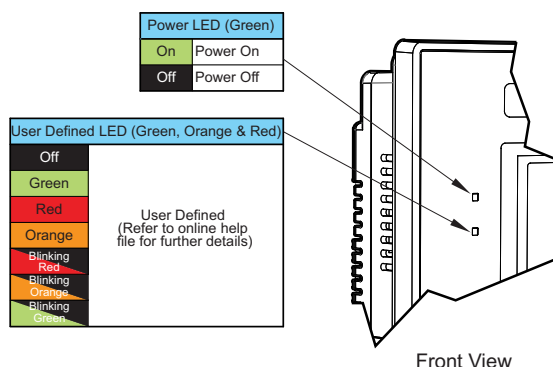
**Recommended Power Supply:**  
AutomationDirect Part No. PSC-24-060

DC-CON Tightening Torque	
Power connector screw torque	70.4 oz-in [0.5 Nm]
Power connector mounting torque	56 oz-in [0.4 Nm]

### AC Wiring



EA-AC Tightening Torque	
Power supply cable torque	71 - 85 oz-in [0.5 - 0.6 Nm]
Power connector mounting torque	71 - 85 oz-in [0.5 - 0.6 Nm]
Mounting flange screw torque	57 - 71 oz-in [0.4 - 0.5 Nm]



**WARNING:** To minimize the risk of potential safety problems, you should follow all applicable local and national codes that regulate the installation and operation of your equipment. These codes vary from area to area and it is your responsibility to determine which codes should be followed, and to verify that the equipment, installation, and operation are in compliance with the latest revision of these codes.

Equipment damage or serious injury to

personnel can result from the failure to follow all applicable codes and standards. We do not guarantee the products described in this publication are suitable for your particular application, nor do we assume any responsibility for your product design, installation, or operation.

If you have any questions concerning the installation or operation of this equipment, or if you need additional information, please call us at 1-800-633-0405 or 770-844-4200.

This publication is based on information that was available at the time it was printed.

At Automationdirect.com® we constantly strive to improve our products and services, so we reserve the right to make changes to the products and/or publications at any time without notice and without obligation. This publication may also discuss features that may not be available in certain revisions of the product.