

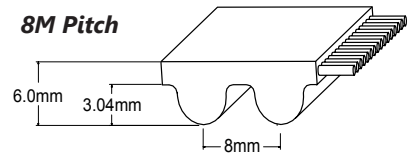
Suremotion High Torque Drive Belts (8M)

High Torque Drive Belts (8M Pitch)

Neoprene with Fiberglass Reinforcement

SureMotion High-Torque Drive belts are an excellent choice for drives requiring premium efficiency or synchronous operation and higher power capacity than trapezoidal timing belts. Use them on conveyors, industrial equipment, machine tools, hand power tools, and agricultural equipment where high power density is needed.

- Curvilinear tooth profile (compatible with HTD®)
- Compound: Chloroprene Belt Body, heat and ozone resistant; high tooth shear resistance
- Cord: Fiberglass Tensile Cord; high dimensional stability and maximum flexibility
- Tooth Cover: Nylon Tooth Cover; durability and wear resistance; increased power capacity
- Conforms to ARPM standard IP-27
- Temperature Range: -13°F/+185° (-25°C/+85°C)

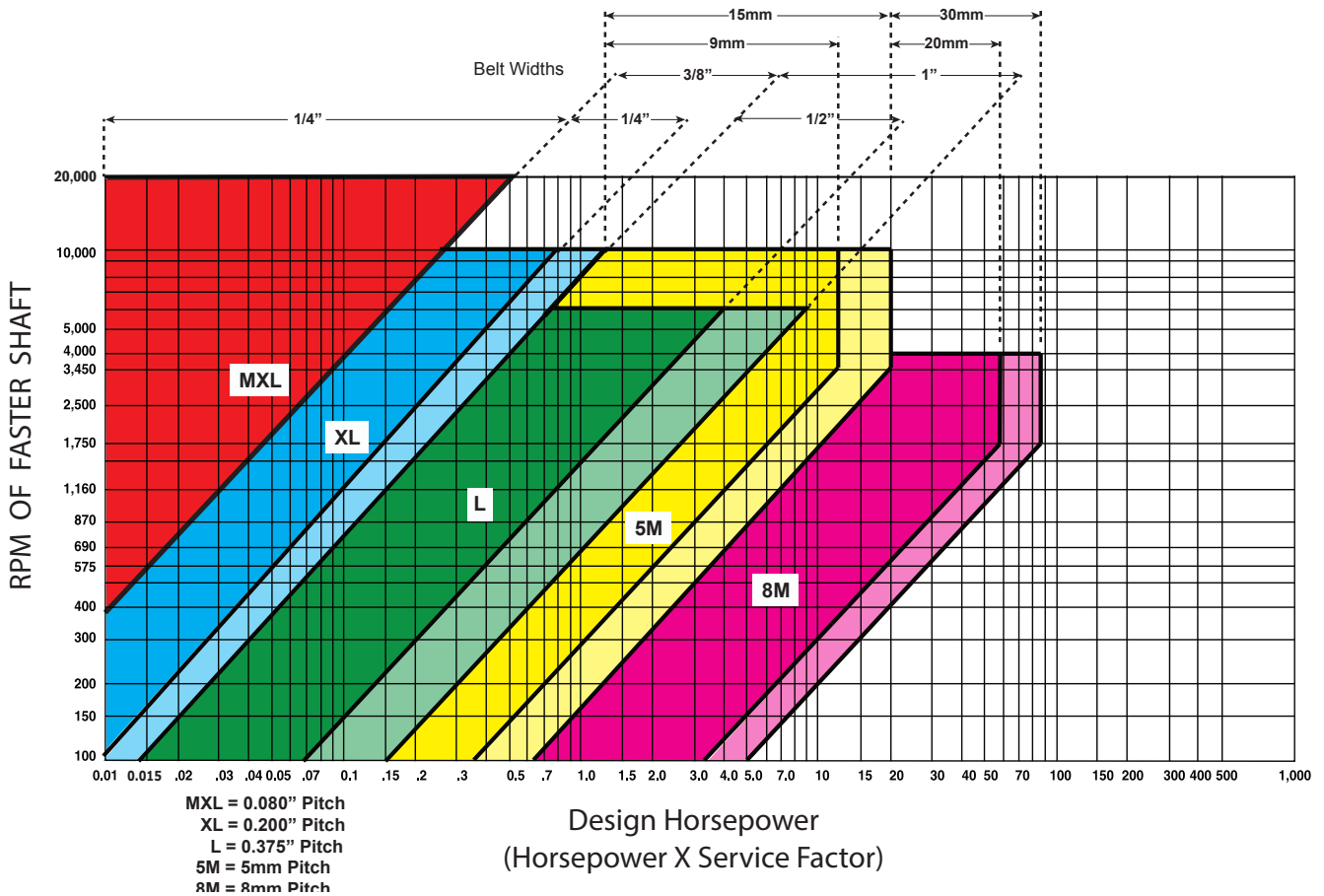


| High Torque Drive Belts (8M) | | | | | | | | | | | | | | | |
|------------------------------|----------|-------------|---------|-------------------|------------|--------------------|------------|--------------|---------|-------------|---------|-------------------|------------|--------------------|------------|
| Part Number | Price | Weight (lb) | # Teeth | Pitch Designation | Pitch (mm) | Circumference (mm) | Width (mm) | Part Number | Price | Weight (lb) | # Teeth | Pitch Designation | Pitch (mm) | Circumference (mm) | Width (mm) |
| 440-8M-20-NG | \$20.00 | 0.15 | 55 | 8M | 8 | 440 | 20 | 440-8M-30-NG | \$28.00 | 0.2 | 55 | 8M | 8 | 440 | 30 |
| 480-8M-20-NG | \$20.00 | 0.15 | 60 | | | 480-8M-30-NG | | \$28.00 | 0.2 | 60 | 480 | | | | |
| 520-8M-20-NG | \$23.00 | 0.15 | 65 | | | 520-8M-30-NG | | \$32.00 | 0.2 | 65 | 520 | | | | |
| 560-8M-20-NG | \$22.00 | 0.15 | 70 | | | 560-8M-30-NG | | \$30.00 | 0.25 | 70 | 560 | | | | |
| 600-8M-20-NG | \$23.00 | 0.15 | 75 | | | 600-8M-30-NG | | \$32.00 | 0.25 | 75 | 600 | | | | |
| 640-8M-20-NG | \$23.00 | 0.15 | 80 | | | 640-8M-30-NG | | \$33.50 | 0.25 | 80 | 640 | | | | |
| 720-8M-20-NG | \$25.00 | 0.2 | 90 | | | 720-8M-30-NG | | \$35.50 | 0.3 | 90 | 720 | | | | |
| 800-8M-20-NG | \$27.00 | 0.25 | 100 | | | 800-8M-30-NG | | \$38.50 | 0.35 | 100 | 800 | | | | |
| 840-8M-20-NG | \$28.00 | 0.25 | 105 | | | 840-8M-30-NG | | \$39.50 | 0.35 | 105 | 840 | | | | |
| 880-8M-20-NG | \$29.00 | 0.25 | 110 | | | 880-8M-30-NG | | \$41.50 | 0.35 | 110 | 880 | | | | |
| 920-8M-20-NG | \$29.00 | 0.25 | 115 | | | 920-8M-30-NG | | \$41.50 | 0.4 | 115 | 920 | | | | |
| 960-8M-20-NG | \$30.00 | 0.3 | 120 | | | 960-8M-30-NG | | \$43.50 | 0.45 | 120 | 960 | | | | |
| 1040-8M-20-NG | \$32.00 | 0.3 | 130 | | | 1040-8M-30-NG | | \$47.00 | 0.45 | 130 | 1040 | | | | |
| 1064-8M-20-NG | \$32.00 | 0.3 | 133 | | | 1064-8M-30-NG | | \$47.00 | 0.4 | 133 | 1064 | | | | |
| 1120-8M-20-NG | \$34.50 | 0.3 | 140 | | | 1120-8M-30-NG | | \$49.00 | 0.45 | 140 | 1120 | | | | |
| 1160-8M-20-NG | \$34.50 | 0.35 | 145 | | | 1160-8M-30-NG | | \$50.00 | 0.5 | 145 | 1160 | | | | |
| 1200-8M-20-NG | \$35.50 | 0.35 | 150 | | | 1200-8M-30-NG | | \$52.00 | 0.5 | 150 | 1200 | | | | |
| 1224-8M-20-NG | \$36.50 | 0.35 | 153 | | | 1224-8M-30-NG | | \$52.00 | 0.55 | 153 | 1224 | | | | |
| 1280-8M-20-NG | \$37.50 | 0.35 | 160 | | | 1280-8M-30-NG | | \$54.00 | 0.5 | 160 | 1280 | | | | |
| 1440-8M-20-NG | \$40.50 | 0.35 | 180 | | | 1440-8M-30-NG | | \$59.00 | 0.6 | 180 | 1440 | | | | |
| 1512-8M-20-NG | \$41.50 | 0.45 | 189 | | | 1512-8M-30-NG | | \$60.00 | 0.65 | 189 | 1512 | | | | |
| 1584-8M-20-NG | \$44.50 | 0.4 | 198 | | | 1584-8M-30-NG | | \$64.00 | 0.6 | 198 | 1584 | | | | |
| 1600-8M-20-NG | \$44.50 | 0.45 | 200 | | | 1600-8M-30-NG | | \$64.00 | 0.65 | 200 | 1600 | | | | |
| 1760-8M-20-NG | \$48.00 | 0.45 | 220 | | | 1760-8M-30-NG | | \$70.00 | 0.7 | 220 | 1760 | | | | |
| 1800-8M-20-NG | \$49.00 | 0.45 | 225 | | | 1800-8M-30-NG | | \$71.00 | 0.7 | 225 | 1800 | | | | |
| 2000-8M-20-NG | \$53.00 | 0.55 | 250 | | | 2000-8M-30-NG | | \$78.00 | 0.75 | 250 | 2000 | | | | |
| 2200-8M-20-NG | \$58.00 | 0.65 | 275 | | | 2200-8M-30-NG | | \$84.00 | 1 | 275 | 2200 | | | | |
| 2400-8M-20-NG | \$62.00 | 0.7 | 300 | | | 2400-8M-30-NG | | \$92.00 | 0.95 | 300 | 2400 | | | | |
| 2600-8M-20-NG | \$68.00 | 0.75 | 325 | | | 2600-8M-30-NG | | \$98.00 | 1.15 | 325 | 2600 | | | | |
| 2800-8M-20-NG | \$72.00 | 0.85 | 350 | | | 2800-8M-30-NG | | \$105.00 | 1.25 | 350 | 2800 | | | | |
| 3280-8M-20-NG | \$82.00 | 0.8 | 410 | | | 3280-8M-30-NG | | \$118.00 | 1.4 | 410 | 3280 | | | | |
| 3600-8M-20-NG | \$92.00 | 1.15 | 450 | | | 3600-8M-30-NG | | \$130.00 | 1.6 | 450 | 3600 | | | | |
| 4400-8M-20-NG | \$109.00 | 1.3 | 550 | 4400-8M-30-NG | \$156.00 | 2 | 550 | 4400 | | | | | | | |

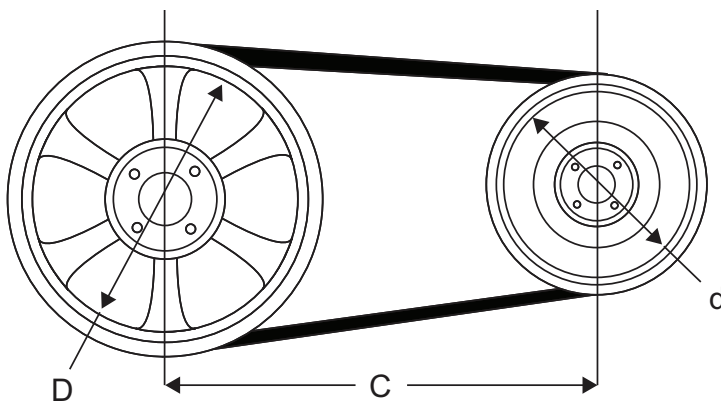


Synchronous Drive Components

Design Horsepower Chart



Drive Component Selection Continued



Belt Length Calculations

$$L = 2C + 1.57 (D + d) + \frac{(D-d)^2}{4C}$$

Where:

- L = Length of belt at pitch line (in inches)
- C = Center distance (in inches)
- D = Pitch diameter (in inches) of large sprocket
- d = Pitch diameter (in inches) of small sprocket