

DirectLOGIC PLC Programming Cables

Since CPUs provide many different communication port possibilities, it is helpful to know exactly which communications cable is required. Use the table below to choose the proper cable:

Family	CPU (or other device)	Port	Cable
DirectLOGIC DL05	All versions	Port 1	D2-DSCBL (EA-MG-PGM-CBL optional)
		Port 2	D2-DSCBL (EA-MG-PGM-CBL optional)
	H0-ECOM / ECOM100 (modules)	Only one	**
	D0-DCM (module)	Port 1	D2-DSCBL (EA-MG-PGM-CBL optional)
Port 2		D2-DSCBL-1	
DirectLOGIC DL06	All versions	Port 1	D2-DSCBL (EA-MG-PGM-CBL optional)
		Port 2	D2-DSCBL-1
	H0-ECOM / ECOM100 (modules)	Only one	**
	D0-DCM (module)	Port 1	D2-DSCBL (EA-MG-PGM-CBL optional)
Port 2		D2-DSCBL-1	
DirectLOGIC DL105	F1-130 (all versions)	Only one	D2-DSCBL (EA-MG-PGM-CBL optional)
DirectLOGIC DL205	D2-230	Only one	D2-DSCBL (EA-MG-PGM-CBL optional)
	D2-240	Top port	D2-DSCBL (EA-MG-PGM-CBL optional)
		Bottom port	D2-DSCBL (EA-MG-PGM-CBL optional)
	D2-250(-1)	Top port	D2-DSCBL (EA-MG-PGM-CBL optional)
		Bottom port	D2-DSCBL-1
	D2-260	Top port	D2-DSCBL (EA-MG-PGM-CBL optional)
		Bottom port	D2-DSCBL-1
	D2-262	Top port	D2-DSCBL (EA-MG-PGM-CBL optional)
		Bottom port	D2-DSCBL-1
	D2-DCM (module)	Only one	D3-DSCBL-2
H2-ECOM (-F) / ECOM100	Only one	**	
DirectLOGIC DL305	D3-330/D3-330P	Requires DCU*	D3-DSCBL-2
	D3-340	Top port	D3-DSCBL-1
		Bottom port	D3-DSCBL-1
	D3-350	Top port	D2-DSCBL (EA-MG-PGM-CBL optional)
		Bottom port	D3-DSCBL-2
D3-DCM (module)	Only one	D3-DSCBL-2	
DirectLOGIC DL405	D4-430/D4-440	Top port (15-pin)	D4-DSCBL
		Bottom port (25-pin)	D3-DSCBL-2
	D4-450	Phone jack	D2-DSCBL (EA-MG-PGM-CBL optional)
		Top port (15-pin)	D4-DSCBL
		Bottom port (25-pin)	D3-DSCBL-2
	D4-454	Phone jack	D2-DSCBL (EA-MG-PGM-CBL optional)
		Top port (15-pin)	D4-DSCBL
		Bottom port (25-pin)	D3-DSCBL-2
	D4-DCM (module)	Only one	D3-DSCBL-2
	H4-ECOM (-F) / ECOM100	Only one	**
Slice I/O (module)	Only one	D4-DSCBL	
GE® Series 1	IC610CPU105/106	Requires DCU*	D3-DSCBL-2
T1305™/SIMATIC® T1305™	325-07, PPX:325-07	Requires DCU*	D3-DSCBL-2
	330-37, PPX:330-37	Requires DCU*	D3-DSCBL-2
	325S-07 (or 325 with stage kit)	Requires DCU*	D3-DSCBL-2
	330S-37, PPX:330S-37	Requires DCU*	D3-DSCBL-2
	335-37, PPX:335-37	Phone jack	D3-DSCBL-1
		If DCU is used*	D3-DSCBL-2
T1405™/SIMATIC® T1405™	425-CPU, PPX:425-CPU	If DCU is used*	D4-DSCBL
	N/A, PPX:430-CPU	Top port (15-pin)	D4-DSCBL
		Bottom port (25-pin)	D3-DSCBL-2
	435-CPU, PPX:435-CPU	Top port (15-pin)	D4-DSCBL
		Bottom port (25-pin)	D3-DSCBL-2
Smart slice	Only one	D4-DSCBL	

* Requires RS232 Data Communications Unit (D3-232-DCU).

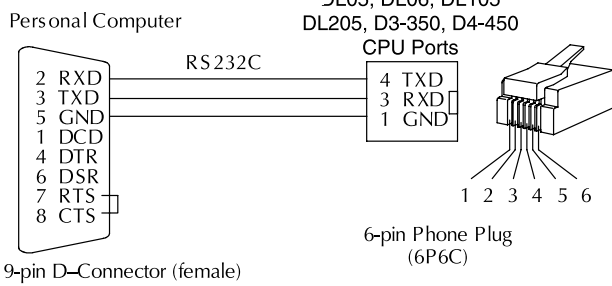
** Requires standard Ethernet twisted pair cable (HX-ECOM) or standard fiber optic cable (HX-ECOM-F).

***The GoldX USB-RS232 adapter is another option for USB communication.

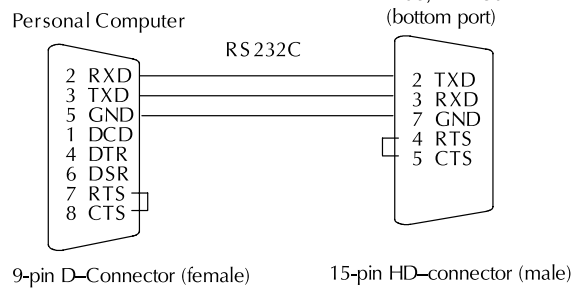
DirectLOGIC PLC Programming Cables

Pin labeling conforms to IBM DTE and DCE standards

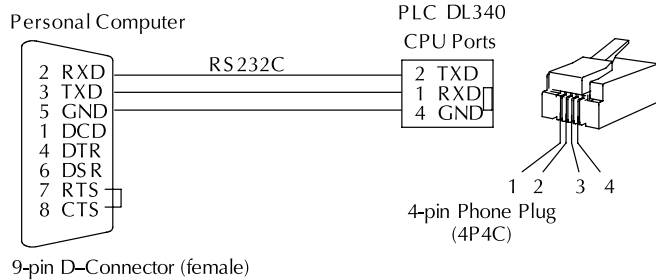
D2-DSCBL \$23.50



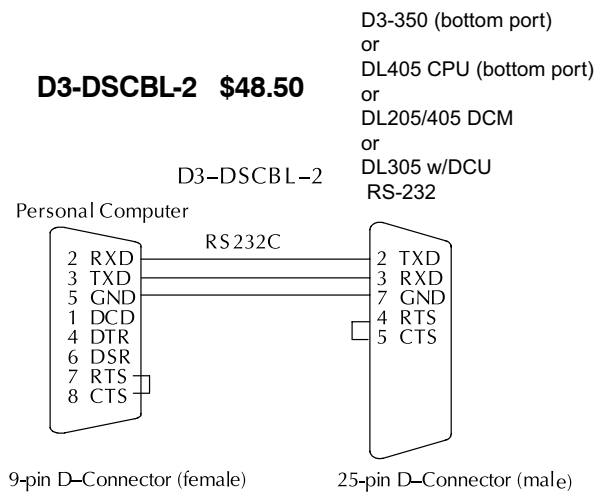
D2-DSCBL-1 \$50.00



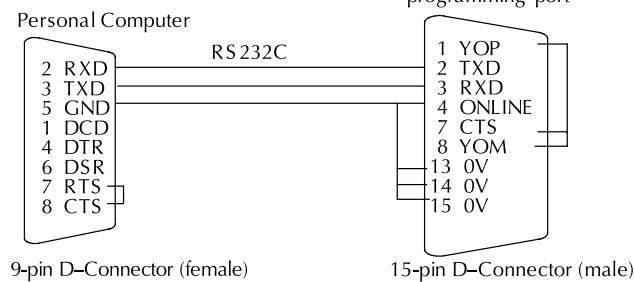
D3-DSCBL-1 \$53.00



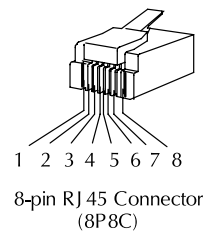
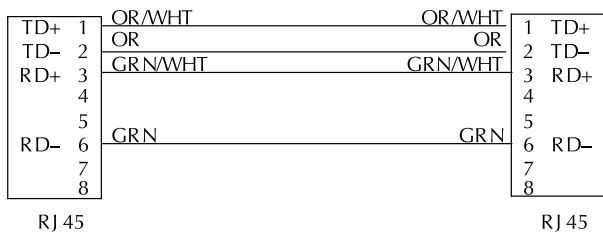
D3-DSCBL-2 \$48.50



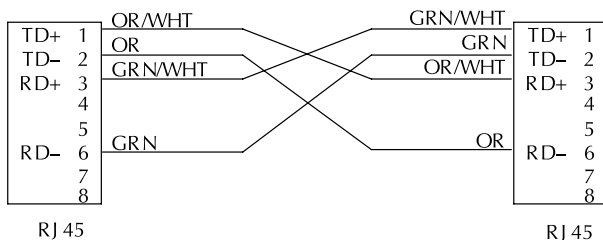
D4-DSCBL \$51.00



Straight-through Patch Cable (Ethernet)



Crossover Cable (Ethernet)



All Ethernet and ECOM patch cables should be Category 5, UTP Cable. The diagram illustrates the appropriate wire position in the RJ 45 connector.