

Datalogic Safety Laser Scanners



Datalogic Safety Laser Scanners provide a cost-effective way to safeguard static applications such as robot cells and moving applications such as automatic guided vehicles (AGVs). They are also ideal for providing safe access to potentially dangerous locations or areas.

The Safety Laser Scanners are configurable to meet a wide range of area protection needs. They feature a 275° viewing window and support several user-definable zones of protection.

These scanners can also be configured to filter out dust to eliminate false trips.

Features

- 275° viewing window
- Easy programming with intuitive Graphical User Interface (GUI) for stand-alone as well as master/remote systems
- Three levels of advanced dust filtering configurable via GUI
- Can be installed to monitor either horizontally or vertically
- Configurable warning areas extending up to 40m [131.2ft] out
- Two distinct and assignable warning signals
- Muting capability for vertical installations
- Multiple I/O points depending on model, each configured either as input or output via GUI
- Master/remote units can be daisy chained using only a single cable

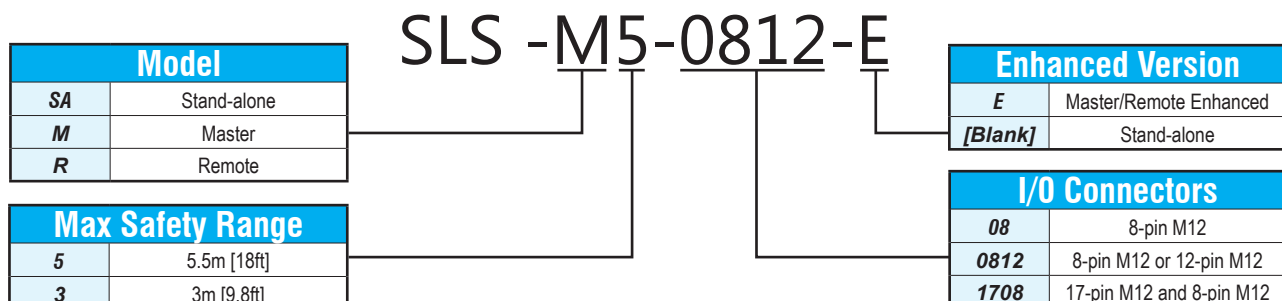


Datalogic Safety Laser Scanner Selection Guide

Part Number	Price	Scanner Type	Safe Operating Range	Number of Safe Operating Zones	Switching Output	Connection Points and Function	Drawing
<u>SLS-SA3-08</u>	\$2,472.00	Stand-alone	Up to 3m [9.8ft]	1	1 pair OSSD	IO: (1) 8-pin M12 quick-disconnect Programming: (1) 4-pin d-coded M12 ethernet quick-disconnect Connection to master/remote: None	<u>PDF</u>
<u>SLS-SA5-08</u>	\$3,008.00	Stand-alone	Up to 5.5m [18.0ft]	1	1 pair OSSD	IO: (1) 8-pin M12 quick-disconnect Programming: (1) 4-pin d-coded M12 ethernet quick-disconnect Connection to master/remote: None	<u>PDF</u>
<u>SLS-M3-1708-E</u>	\$4,337.00	Enhanced master	Up to 3m [9.8ft]	3	3 pair OSSD	IO: (1) 17-pin and (1) 8-pin M12 quick-disconnect Programming: (1) 4-pin d-coded M12 ethernet quick-disconnect Connection to master/remote: (1) 8-pin a-coded M12 quick-disconnect	<u>PDF</u>
<u>SLS-M3-0812-E</u>	\$4,267.00	Enhanced master	Up to 3m [9.8ft]	2	2 pair OSSD	IO: (1) 12-pin and (1) 8-pin M12 quick-disconnect (only one can be used) Programming: (1) 4-pin d-coded M12 ethernet quick-disconnect Connection to master/remote: (1) 8-pin a-coded M12 quick-disconnect	<u>PDF</u>
<u>SLS-R3-E</u>	\$3,531.00	Enhanced remote	Up to 3m [9.8ft]	Same as Master	None	IO: None Programming: None Connection to master/remote: (2) 8-pin a-coded M12 quick-disconnect	<u>PDF</u>
<u>SLS-M5-1708-E</u>	\$5,047.00	Enhanced master	Up to 5.5m [18.0ft]	3	3 pair OSSD	IO: (1) 17-pin and (1) 8-pin M12 quick-disconnect Programming: (1) 4-pin d-coded M12 ethernet quick-disconnect Connection to master/remote: (1) 8-pin a-coded M12 quick-disconnect	<u>PDF</u>
<u>SLS-M5-0812-E</u>	\$4,978.00	Enhanced master	Up to 5.5m [18.0ft]	2	2 pair OSSD	IO: (1) 12-pin and (1) 8-pin M12 quick-disconnect (only one can be used) Programming: (1) 4-pin d-coded M12 ethernet quick-disconnect Connection to master/remote: (1) 8-pin a-coded M12 quick-disconnect	<u>PDF</u>
<u>SLS-R5-E</u>	\$3,889.00	Enhanced remote	Up to 5.5m [18.0ft]	Same as Master	None	IO: None Programming: None Connection to master/remote: (2) 8-pin a-coded M12 quick-disconnect	<u>PDF</u>

Note: Master can be used individually or with Remote units. Remote unit requires a Master unit.


Part Number Nomenclature



Datalogic Safety Laser Scanners



General Specifications	
Supply Voltage	24 VDC ± 20%
Safety Outputs (OSSD)	0.25A max / each OSSD
Operating Temperature	-10 to +50 °C [14 to 122 °F]
Humidity	Up to 95% (no condensation)
Safety Category	Type 3, SIL 2, Pld
PFHd	6.38 x 10 ⁻⁸
Response Time	Varies based on configuration (min: 62 ms)
MTTFd	61 years
DCavg	96.6%
Degree of Protection	IP65
Power Consumption	8W multiplied by (number of Remote units plus 1)*
Weight	2.92 lb [1.3 kg]
Maximum Connection Length	25m [82.0ft]
Warning Zone Operating Range	40m [131.2ft]
Certifications	TUV, CE, cULus



Datalogic Safety Laser Scanners can manage two simultaneous warning zones and up to three safe zones. Safe zones can extend up to 5.5m [18.04ft], depending on the model, over an angle of 275°. Warning zones can extend 40m [131.2ft].

* The power consumption of each unit is 8W. However, each Remote unit receives its power from a Master unit. For example, a system with one Master unit and one Remote unit will draw 16W.

$$8W \times (1 \text{ [Master unit]} + 1 \text{ [Remote unit]}) = 8W \times 2 = 16W$$

IP Addresses	
Default IP Address	192.168.0.10 and 192.168.0.11
Default Password	admin

* Note: Each SLS also reserves the successive IP address for internal functions. If a Remote unit is used with a Master unit, each Remote unit will reserve the successive two IP addresses following the IP address of the Master unit.

Detection / Operating Range*		
Object Size	Distance At Which Object Can Be Detected	
	SLS-x3-x	SLS-x5-x
30mm [1.18in]	2.5m [8.2ft]	2.5m [8.2ft]
40mm [1.57in]	3m [9.8ft]	3m [9.8ft]
50mm [1.97in]	3m [9.8ft]	4m [13.1ft]
70mm [2.76in]	3m [9.8ft]	5.5m [18.0ft]
150mm [5.91in]	3m [9.8ft]	5.5m [18.0ft]

* Minimum operating range is 50mm [2.0in]

Connection Example Using 5m Cables



In this example, SLS-CABLE-R-5 cables are used. These are part of Datalogic's SLS-CABLE-R-x series of cables, any of which may be used. Note that performance or safety function cannot be guaranteed if different or additional cables are used.

Datalogic Safety Laser Scanners (Enhanced Master 0812)



Configurable Input/Output Options				
Type I/O	Description	Notes		
Inputs	Reset	Restores the device after a failure condition		
	Restart	Restarts the device following OSSD Off-Status		
	Reset/Restart	Restarts or restores the device		
	EDM	Enables External Device Monitoring		
	Area Switch 1	Two area zones can be specified using Area Switch 1 and 2	Up to three area zones can be specified using Area Switch 1, 2, and 3	Up to six area zones can be specified using Area Switch 1, 2, 3, and 4
	Area Switch 2			
	Area Switch 3			
	Area Switch 4			
	Muting 1	In order to activate muting both muting inputs must be used		
	Muting 2			
	Muting Enable	Can be used in combination with muting function		
	Override	Can be used in combination with muting function		
	Outputs	Muting Lamp	Can be used in combination with muting function	
Warning 1		Detection has occurred in warning area		
Warning 2		Detection has occurred in warning area		
Alarm 1		Clean Window Alarm		
Alarm 2		General Fault Alarm		

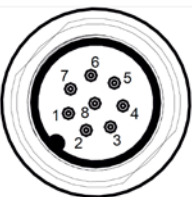
Connection Diagrams

Choose either the 8-pin or the 12-pin connection, depending on application needs.

M12 8-pin Connection (SLS-MG-0812)			
Pin	Color (292 Cable)	Color (295 Cable)	Description
1	White	Brown	Selectable I/O (by GUI)
2	Brown	White	24 VDC
3	Green	Blue	Configurable Input (by GUI)
4	Yellow	Black	Configurable Input (by GUI)
5	Gray	Gray	Safety Output (OSSD)
6	Pink	Pink	Safety Output (OSSD)
7	Blue	Violet	0V
8	Red	Orange	Ground

OR

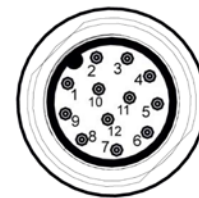
M12 12-pin Connection (SLS-MG-0812)		
Pin	Color	Description
1	Brown	24 VDC
2	Blue	0V
3	White	Configurable Input (by GUI)
4	Green	24 VDC
5	Pink	Safety Output (OSSD)
6	Yellow	0V
7	Black	Input or Output (by GUI)
8	Gray	Safety Output (OSSD)
9	Red	Input or Output (by GUI)
10	Violet	Input or Output (by GUI)
11	Gray/Pink	Input or Output (by GUI)
12	Red/Blue	Ground



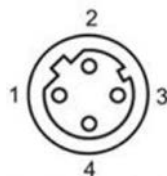
Note: The SLS-Mx-0812-E includes two M12 8-pin connections.

One connection (described above) is for I/O.

The second is for connection to Remote units using only a SLS-CABLE-R-x cable. Performance or safety function cannot be guaranteed if different or additional cables are used.



Connection (M12 D-coded Ethernet)	
Pin	Signal
1	TxD+, transmit data +
2	RxD+, receive data +
3	TxD-, transmit data -
4	RxD-, receive data -



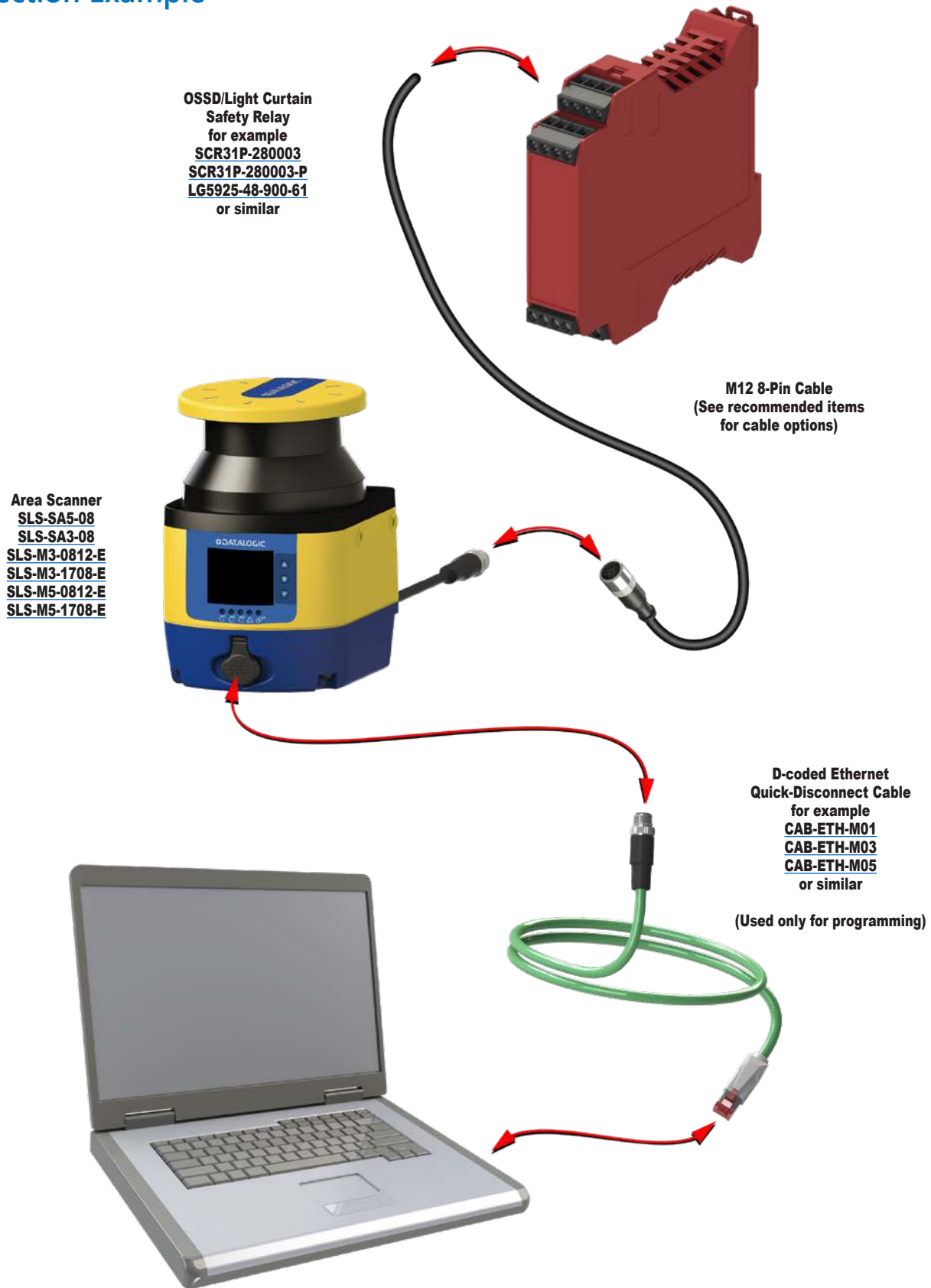
SLS-M3-0812-E Alternate View

The SLS-MG-0812 is preinstalled under the cover on the bottom of the SLS-Mx-0812-E.

Datalogic Safety Laser Scanners



Connection Example



Datalogic Safety Laser Scanners Accessories




Datalogic Safety Laser Scanner Accessories Selection Chart				
Part Number	Price	Description	Weight (kg [lb])	Dimensional Drawing
<u>SLS-BRACKET-A</u>	\$113.00	Bracket, mounting, pitch and roll regulation bracket system	0.53 [1.17]	<u>PDF</u>
<u>SLS-BRACKET-B</u>	\$71.00	Bracket, mounting, pitch regulation bracket system	0.24 [0.53]	<u>PDF</u>
<u>SLS-BRACKET-C</u>	\$41.50	Bracket, mounting, head protective bracket	0.47 [1.04]	<u>PDF</u>
<u>SLS-WINDOW</u>	\$308.00	Lens, SLS, replacement window	0.22 [0.49]	<u>PDF</u>

Will work with all Datalogic SLS models

BRACKET WITH PITCH AND ROLL ADJUSTMENT



SLS-BRACKET-A



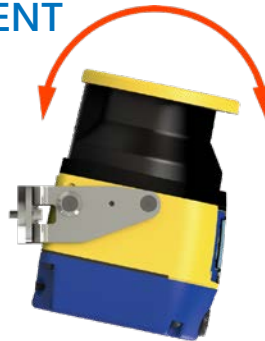
SLS-BRACKET-A assembled with **SLS-SA5-08**



BRACKET WITH PITCH ADJUSTMENT



SLS-BRACKET-B



SLS-BRACKET-B assembled with **SLS-SA5-08**



HEAD PROTECTIVE BRACKET



SLS-BRACKET-C



SLS-BRACKET-C assembled with **SLS-SA5-08**

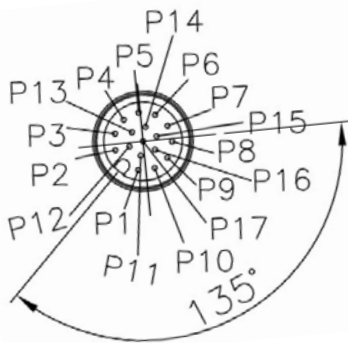
Datalogic M12 Cables



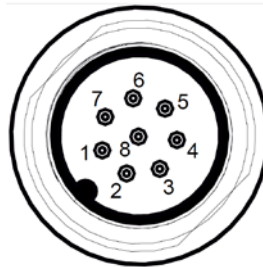
Datalogic M12 Cables					
Part Number	Price	Description	Cable Length	Connection 1	Connection 2
CS-A1-15-U-10	\$120.00	Connection cable	10m [32.8ft]	17-pin M12 female quick-disconnect	Pigtail
CS-A1-15-U-15	\$92.00	Connection cable	15m [49.2ft]	17-pin M12 female quick-disconnect	Pigtail
CS-A1-15-U-25	\$173.00	Connection cable	25m [82.0ft]	17-pin M12 female quick-disconnect	Pigtail
SLS-CABLE-R-5	\$46.50	Connection cable	5m [16.4ft]	8-pin M12 male quick-disconnect	8-pin M12 male quick-disconnect
SLS-CABLE-R-10	\$52.00	Connection cable	10m [32.8ft]	8-pin M12 male quick-disconnect	8-pin M12 male quick-disconnect
SLS-CABLE-R-20	\$72.00	Connection cable	20m [65.6ft]	8-pin M12 male quick-disconnect	8-pin M12 male quick-disconnect

Connection Diagrams

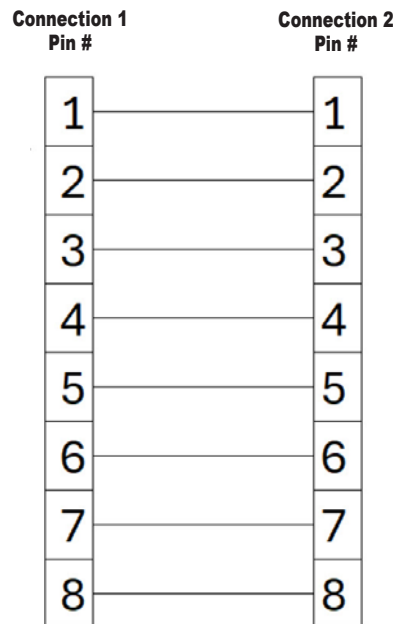
CS-A1-15-U-x



SLS-CABLE-R-x



Pin Assignments	
Pin	Color
1	Brown
2	Blue
3	Blue
4	Green
5	White/Black
6	Orange
7	Black
8	Pink
9	Red
10	Brown
11	Brown
12	Blue
13	Gray
14	White
15	Yellow
16	Yellow/Green
17	Violet



Datalogic – Ethernet Cables



Datalogic Communication Cables		
Part Number	Price	Description
<u>CAB-ETH-M01</u>	\$69.00	Datalogic cable, Ethernet, PVC jacket, shielded, 1m [3.28ft] cable length, M12 4-pin male D-coded to RJ45
<u>CAB-ETH-M03</u>	\$84.00	Datalogic cable, Ethernet, PVC jacket, shielded, 3m [9.84ft] cable length, M12 4-pin male D-coded to RJ45
<u>CAB-ETH-M05</u>	\$102.00	Datalogic cable, Ethernet, PVC jacket, shielded, 5m [16.40ft] cable length, M12 4-pin male D-coded to RJ45



CAB-ETH-M01

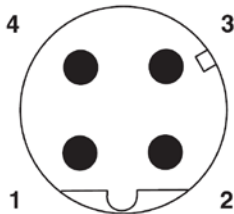


CAB-ETH-M03

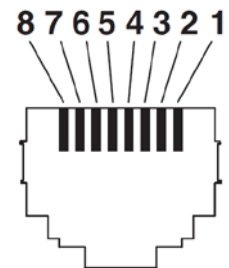
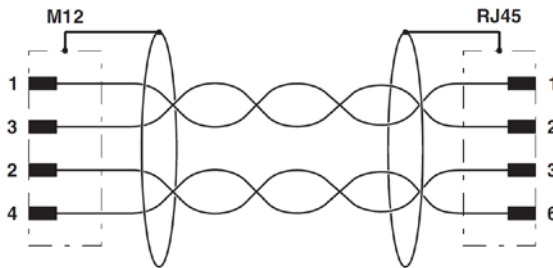


CAB-ETH-M05

Diagrams



Pin assignment M12 male connector, 4-pos., D-coded, male side



Connector pin assignment plug RJ45



Cable cross section

Datalogic

Safety Laser Scanners Accessories

Memory Group



The Datalogic Memory Group is the part of the SLS scanner that stores the program and houses the I/O connection for the SLS system. This is used in all Enhanced Master units. These memory groups come already installed in the SLS Enhanced Master units.



SLS-MG-0812

Datalogic Safety Laser Scanner Memory Group Selection Guide				
Part Number	Price	Item	Connection	Fits
SLS-MG-0812	\$193.00	Memory group	(1) 8-pin and (1) 12-pin M12 quick-disconnect (only one can be used)	Datalogic Enhanced Safety Laser scanner
SLS-MG-1708	\$193.00	Memory group	(1) 8-pin and (1) 17-pin M12 quick-disconnect (either the 17-pin OR both the 17-pin and 8-pin connections can be used)	Datalogic Enhanced Safety Laser scanner



SLS-MG-0812



SLS-MG-1708

Safety Products



Warning: Safety products sold by AutomationDirect are Safety components only. The purchaser/installer is solely responsible for the application of these components and ensuring all necessary steps have been taken to assure each application and use meets all performance and applicable safety requirements and/or local, national and/or international safety codes as required by the application. AutomationDirect cannot certify that our products, used solely or in conjunction with other AutomationDirect or other vendors' products, will assure safety for any application. Any person using or applying any products sold by AutomationDirect is responsible for learning the safety requirements for their individual application and applying them, and therefore assumes all risks, and accepts full and complete responsibility, for the selection and suitability of the product for their respective application.

AutomationDirect does not provide design or consulting services, and cannot advise whether any specific application or use of our products would ensure compliance with the safety requirements for any application.