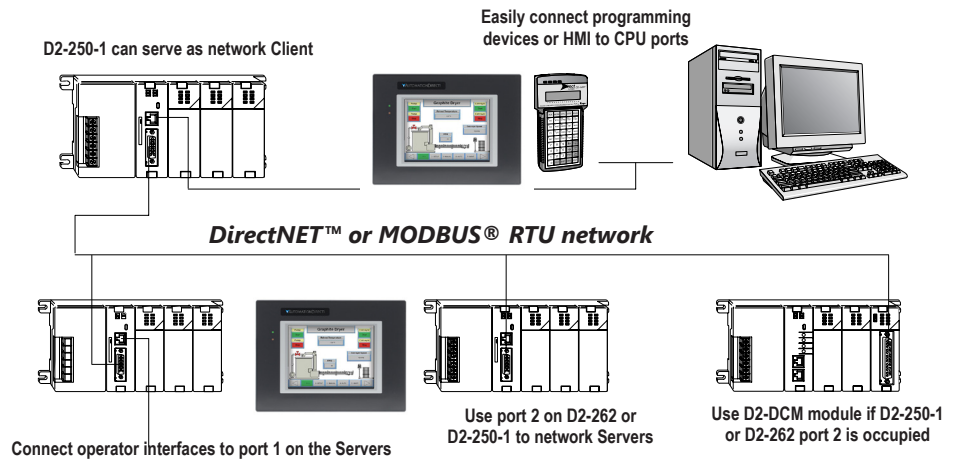




# D2-250-1 Key Features



## D2-250-1 replaces D2-250

Our D2-250-1 CPU replaces the D2-250 CPU. The D2-250-1 offers all the features and functionality of the D2-250 with the addition of local I/O expansion capability. The D2-250-1 offers an incredible array of features for a CPU that costs so little.

Release 2.1 or higher of **DirectSOFT** is required to program the D2-250-1. Release 4.0 or higher is required if you intend to use local expansion I/O.

If you're using a handheld programmer, version 2.10 or later of the handheld programmer firmware is required.

A few key features of the D2-250-1 CPU follow.

## Local expansion I/O

The D2-250-1 supports local expansion up to three total bases (one CPU base and two expansion bases). Expansion bases are commonly used when there are not enough slots available in the CPU base, when the base power budget will be exceeded or when placing an I/O base at a location away from the CPU base, but within the expansion cable limits. All local and expansion I/O points are updated on every CPU scan. Each local expansion base requires the D2-CM module in the CPU slot. The local CPU base requires the D2-EM Expansion Module, as well as each expansion base. For more information on local expansion, refer to the Expansion Modules pages later in this section.

## Powerful built-in CPU communications

The D2-250-1 offers two communication ports that provide a vast array of communication possibilities. The top RS-232 port is for programming, connection to a **C-more** operator interface panel or to serve as a single **DirectNET** Server. The 15-pin bottom port (port 2) supports RS-232 or RS-422. This port offers several different protocol options such as:

- K-sequence
- **DirectNET** Client/Server
- Modbus RTU Client/Server

Port 2 can also serve as a remote I/O Client. The D2-250 supports the Ethernet Communication Module and Data Communication Module for additional communications ports.

## Four PID loops with auto-tuning

The D2-250-1 CPU can process up to 4 PID loops directly in the CPU. You can select from various control modes including automatic, manual, and cascade control. There are a wide variety of alarms including Process Variable, Rate of Change, and Deviation. The loop operation parameters (Process Variable, Setpoint, Setpoint Limits, etc.) are stored in V-memory, which allows easy access from operator interfaces or HMIs. Setup is accomplished with easy-to-use setup menus and monitoring views in **DirectSOFT** programming.

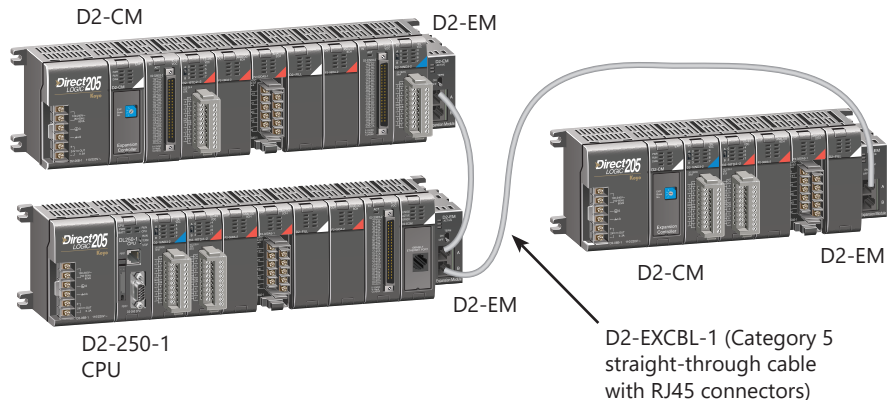
The auto-tuning feature is easy to use and can reduce setup and maintenance time. Basically, the CPU uses the auto-tuning feature to automatically determine near optimum loop settings. See the next page for a PID loop control block diagram.

The D2-250-1 offers:

- up to two expansion bases
- up to 768 physical I/O points
- up to 30m (98 ft.) total expansion system cable

## D2-250-1 local expansion system

Note: All bases in the system must be (-1) bases.





# D2-250-1 Key Features

## Full array of instructions

The D2-250-1 supports over 210 powerful instructions, such as:

- Four types of drum sequencers
- Leading and trailing edge triggered one-shots
- Bit-of-word manipulation
- Floating point conversions
- Four PID loops

For a complete list of instructions supported by all DL205 CPUs, see the end of this section.

## On-board memory

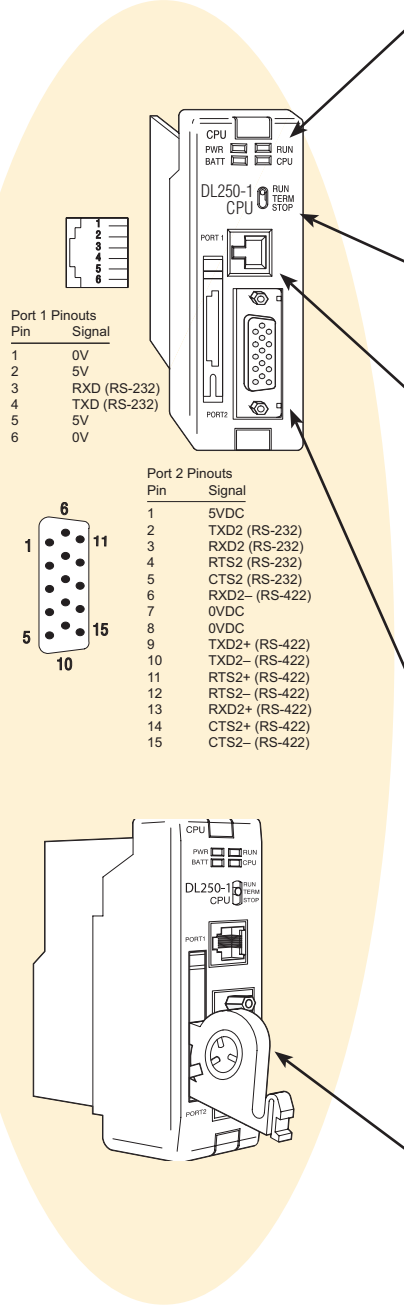
The D2-250-1 has 7.6K words of flash memory on board for your program plus 7.1K words of V-memory (data registers). With flash memory, you don't have to worry about losing the program due to a bad battery. If you have critical data stored in the capacitor backed V-memory, simply purchase the optional lithium battery (D2-BAT-1) to permanently maintain these parameters.

## Built-in remote I/O connection

In addition to providing outstanding communications capabilities, the bottom port on the D2-250-1 can also be a Client for remote I/O networks.

## ZIPLink communications adapter modules

ZIPLink cables and communications adapter modules offer fast and convenient screw terminal connection for the bottom port of the D2-250-1 CPU. The adapter modules are RS232/422 DIP switch selectable and are offered with or without indicating LEDs and surge protection. See the Terminal Blocks and Wiring Solutions section in this catalog for more information.



**Port 1 Pinouts**

Pin	Signal
1	0V
2	5V
3	RXD (RS-232)
4	TXD (RS-232)
5	5V
6	0V

**Port 2 Pinouts**

Pin	Signal
1	5VDC
2	TXD2 (RS-232)
3	RXD2 (RS-232)
4	RTS2 (RS-232)
5	CTS2 (RS-232)
6	RXD2- (RS-422)
7	0VDC
8	0VDC
9	TXD2+ (RS-422)
10	TXD2- (RS-422)
11	RTS2+ (RS-422)
12	RTS2- (RS-422)
13	RXD2+ (RS-422)
14	CTS2+ (RS-422)
15	CTS2- (RS-422)

### CPU Status Indicators

RUN	ON	CPU is in RUN mode
	OFF	CPU is in PROGRAM mode
BATT	ON	Battery backup voltage is low
	OFF	Battery backup voltage is OK or disabled
CPU	ON	CPU internal diagnostics detects error
	OFF	CPU is OK
PWR	ON	CPU power good
	OFF	CPU power failure

### Mode Switch

RUN	Puts CPU into RUN mode
TERM	Allows peripherals (HPP, <b>DirectSOFT</b> ) to select the mode of operation
STOP	Forces CPU out of RUN mode

### Port 1

Protocols	K-sequence Server, <b>DirectNET™</b> Server, Modbus RTU Server
Devices	Can connect w/HPP, <b>DirectSOFT</b> , <b>C-more</b> , O/I panels, or any <b>DirectNET</b> Client
Specs.	6P6C phone jack connector RS-232 9,600 baud Fixed address Odd parity only 8 data bits one start, one stop asynchronous, half-duplex, DTE

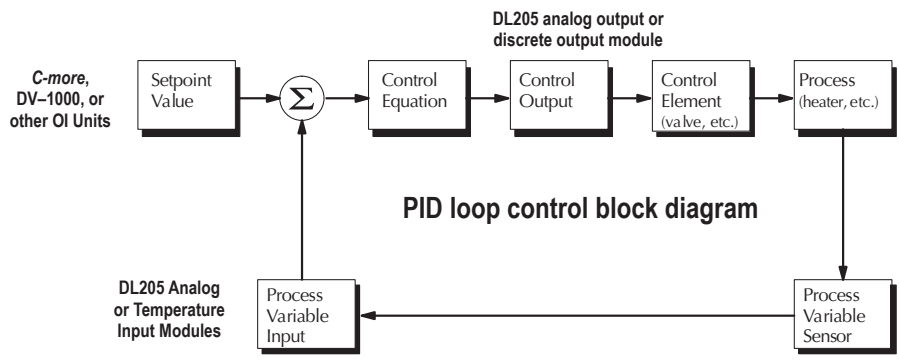
### Port 2

Protocols	K-sequence Server, <b>DirectNET</b> Client/Server, Modbus RTU Client/Server, ASCII OUT, Remote I/O Client
Devices	Can connect w/many devices, such as PCs running <b>DirectSOFT</b> , DSDData, HMI packages, <b>C-more</b> , other O/I panels, any <b>DirectNET</b> or Modbus RTU Client or Server, or ASCII devices
Specs.	HD15 connector RS-232/422 300/600/1200/2400/4800 9600/19.2 K/38.4 Kbaud Odd, even, or no parity Selectable address (1-90, HEX 1 – 5A) 8 data bits, one start, one stop Asynchronous, Half-duplex, DTE

### Battery (Optional)

D2-BAT-1	Coin type, 3.0 V Lithium battery, 560mA, battery number CR2354
----------	--

**Note: Batteries are not needed for program backup. However, you should order a battery if you have parameters in V-memory that must be maintained in case of a power outage.**





# DL205 CPU Specifications

DL205 CPU Comparison			
System Capacity	D2-250-1	D2-262	
Total memory available (words)	14.8K	30.4	
Ladder memory (words)	7680 Flash	15872 Flash	
V-memory (words)	7168	14592	
Battery backup	Yes	Yes	
Total CPU memory I/O pts. available (actual I/O pts. depend on I/O configuration method selected)	2048 (512 X + 512 Y + 1024 CR)	8192 (1024 X + 1024 Y + 2048 CR + 2048 GX + 2048 GY)	
<b>Local I/O</b> (pts.)	256	256	
<b>Local Expansion I/O</b> (pts.)	768 (2 exp. bases max) (Including local I/O)	1280 (4 exp. bases max.) (Including local I/O)	
<b>Serial Remote I/O</b> (pts.)	2048 max. (Including local and exp.I/O)	8192 max. (Including local & exp. I/O)	
Remote I/O channels	8 (7+1 CPU port)	8 (7+1 CPU port)	
I/O per remote channel	2048	2048	
<b>Ethernet Remote I/O</b>	Yes	Yes	
Discrete I/O pts.	2048 max. (Including local and exp.I/O)	8192 (Including local and exp.I/O)	
Analog I/O channels	Map into V-memory	Map into V-memory	
Remote I/O channels	Limited by power budget	Limited by power budget	
I/O per remote channel	16,384 (16 fully expanded H4-EBC Servers using V-memory and bit-of-word instructions)	16,384 (16 fully expanded H4-EBC Servers using V-memory and bit-of-word instructions)	
<b>Performance</b>			
Contact execution (Boolean)	0.61 $\mu$ s	0.61 $\mu$ s	0.1 $\mu$ s
Typical scan (1K Boolean)	1.9 ms	1.9 ms	1.0 ms
<b>Programming and Diagnostics</b>			
RLL Ladder Style	Yes	Yes	
RLL <sup>PLUS</sup> /Flowchart Style (Stages)	Yes/1024	Yes/1024	
Run time editing	Yes	Yes	
Supports Overrides	Yes	Yes	
Variable/fixed scan	Variable	Variable	
Instructions	174	231	
Control relays	1024	2048	
Timers	256	256	
Counters	128	256	
Immediate I/O	Yes	Yes	
Subroutines	Yes	Yes	
For/Next loops	Yes	Yes	
Timed Interrupt	Yes	Yes	
Integer Math	Yes	Yes	
Floating-point Math	Yes	Yes	
Trigonometric functions	No	Yes	
Table Instructions	No	Yes	
PID	Yes, 4 loops	Yes, 16 loops	
Drum Sequencers	Yes	Yes	
Bit of Word	Yes	Yes	
ASCII Print	Yes	Yes	
Real-time clock/calender	Yes	Yes	
Internal diagnostics	Yes	Yes	
Password security	Multi-level	Multi-level	
System and user error log	Yes	Yes	
<b>Communications</b>			
Built-in ports	Port 1 RS-232 Port 2 RS-232/422	Port 1 RS-232 Port 2 RS-232/422/485	
K-sequence (proprietary protocol)	Yes	Yes	
<b>DirectNET</b> <sup>™</sup>	Yes	Yes	
Modbus RTU Client/Server	Yes	Yes	
ASCII communications	OUT	IN/OUT	
Maximum baud rate	38.4K port 2	38.4K port 2	