

# C-more Micro 3-inch EA1 PLC Connections

## Cabling requirements

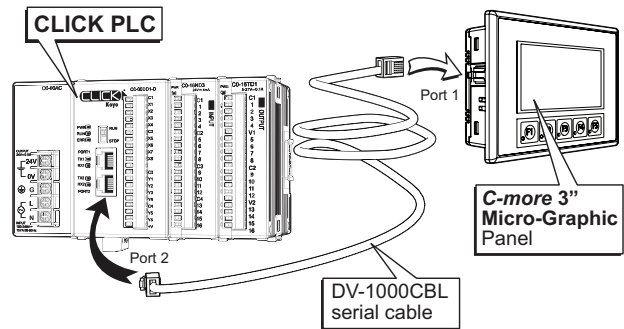
The following cables can be used when connecting the **C-more** 3-inch Micro panel's built-in RJ12 serial port (Port1) with the Productivity Series, Do-more/BRX\*, CLICK, DL05, DL06, DL105, DL205, D3-350 and DL405 CPUs.

- **DV-1000CBL** — connects to Productivity Series, Do-more/BRX\* CLICK, DL05, DL06, DL105, DL205, D3-350 and D4-450 phone jack.
- **D4-1000CBL** — connects to all DL405 CPU 15-pin ports.

A maximum cable length of 10 feet between the **C-more** Micro panel and the PLC is recommended when powering the panel from the PLC.

See the Communication Protocols & Cabling Charts in this catalog section for details on the selection of various controllers, protocols, and connectivity.

### C-more 3-inch Micro Port 1 to CLICK PLC Port 2

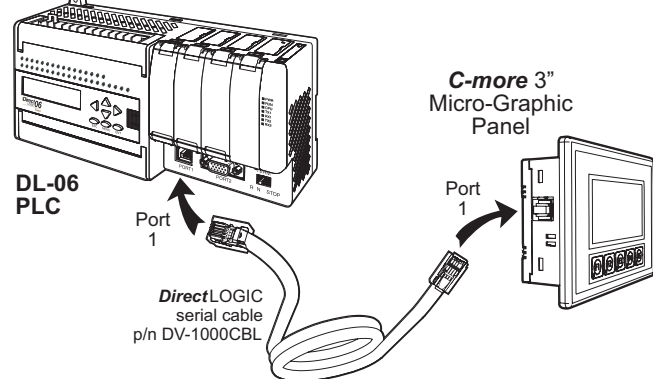


## Drivers for your Controller

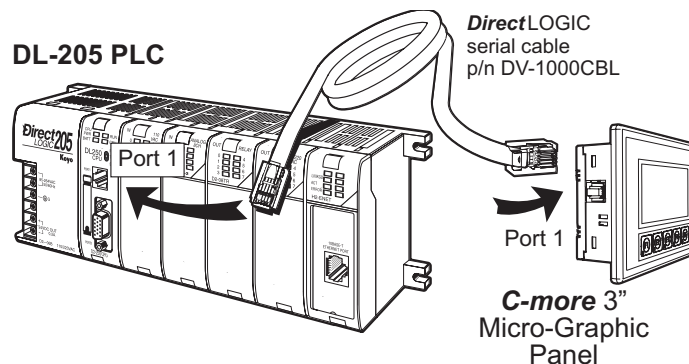
- AutomationDirect Productivity Series
- AutomationDirect Do-more/BRX\*
- AutomationDirect CLICK (Modbus)
- **DirectLOGIC** K-sequence, **DirectLOGIC DirectNET**, **DirectLOGIC** Modbus (Koyo Addressing)
- Modbus RTU
- Allen Bradley DF1 Full Duplex, Allen Bradley DF1 Half Duplex, Allen Bradley PLC5 DF1, AB DH485
- Omron Host Link (C200 Adapter, C500) Omron FINS serial (CJ1, CS1)
- GE SNPX (90/30, 90/70, Micro 90, VersaMax Micro)
- Mitsubishi Melsec FX
- Siemens PPI
- Entivity Modbus RTU
- AutomationDirect GS Drives
- AutomationDirect SOLO Temperature Controllers
- Mitsubishi Q/QnA

\* [BX-P-SER2-RJ12](#) is required

### C-more 3-inch Micro Port 1 to DL06 PLC Port 1



### C-more 3-inch Micro Port 1 to DL205 PLC Port 1



# C-more Micro 3-inch EA1 Communication Protocols & Cabling Chart

Controller Compatibility & Connection Chart				
PLC			C-more 3-inch Micro Panel.	
Family	CPU	Port & Type	Panel to PLC Cabling Components Required for Specific Port and Protocol being used.	
			<b>PLC Port Powered</b> Powered with 5 VDC from the connected PLC's comm. port.	
			Using panel's RJ12 port 1	
			Protocol(s) Supported	Components & Network Type
<b>CLICK</b>	all versions	Port 1 RJ12 - 6 pin	AutomationDirect Modbus (CLICK)	DV-1000CBL RS-232
		Port 2 RJ12 - 6 pin		
	Analog CPU's	Port 3 Terminal block - 3-pin		N/A
<b>Productivity Series</b>	all versions	RS-232 RJ12 - 6 pin	AutomationDirect Productivity Serial	DV-1000CBL RS-232
		RS-485 Port Term block 3-pin		N/A
<b>Do-more</b>	all versions	Port 2 RJ12 - 6 pin	AutomationDirect Do-more Serial	DV-1000CBL RS-232
<b>BRX</b>	all versions	RS-232 POM module BX-P-SER2-RJ12	AutomationDirect Do-more Serial	DV-1000CBL RS-232
		RS-485 Port Term block 3-pin		N/A
<b>DirectLOGIC DL05 (see D0-DCM under DL06)</b>	all versions	Port 1 RJ12 - 6 pin	K-sequence, <b>DirectNET</b> , Modbus RTU	DV-1000CBL RS-232
		Port 2 RJ12 - 6 pin		
<b>DirectLOGIC DL06</b>	all versions	Port 1 RJ12 - 6 pin	K-sequence, <b>DirectNET</b> , Modbus RTU	DV-1000CBL RS-232
		Port 2 DB15HD (female)		DV-1000CBL + FA-15HD RS-232
	D0-DCM	Port 1 RJ12 - 6 pin	K-sequence, <b>DirectNET</b> , Modbus RTU	DV-1000CBL RS-232
		Port 2 DB15HD (female)		DV-1000CBL + FA-15HD RS-232
<b>DirectLOGIC DL105</b>	all versions	Port 1 RJ12 - 6 pin	K-sequence	DV-1000CBL RS-232

Note: See the C-more Micro Hardware User Manual, Chapter 6: PLC Communications, for wiring diagrams that the user can use to construct their own cables. Available for download at [www.automationdirect.com](http://www.automationdirect.com). PLC Compatibility & Connection Chart continued on next page.

# C-more Micro 3-inch EA1 Communication Protocols & Cabling Chart (cont'd)

Controller Compatibility & Connection Chart				
PLC			C-more 3-inch Micro Panel.	
Family	CPU	Port & Type	Panel to PLC Cabling Components Required for Specific Port and Protocol being used.	
			PLC Port Powered Powered with 5 VDC from the connected PLC's comm. port.	
			Using panel's RJ12 port 1	
			Protocol(s) Supported	Components & Network Type
<b>DirectLOGIC DL205</b>	D2-230	Port 1 RJ12 - 6 pin	K-sequence	DV-1000CBL RS-232
	D2-240	Port 1 RJ12 - 6 pin	K-sequence	DV-1000CBL RS-232
		Port 2 RJ12 - 6 pin	K-sequence, <b>DirectNET</b>	
	D2-250-1	Port 1 RJ12 - 6 pin	K-sequence, <b>DirectNET</b> , Modbus RTU	DV-1000CBL RS-232
		Port 2 DB15HD (female)		DV-1000CBL + FA-15HD RS-232
	D2-260	Port 1 RJ12 - 6 pin	K-sequence, <b>DirectNET</b> , Modbus RTU	DV-1000CBL RS-232
		Port 2 DB15HD (female)		DV-1000CBL + FA-15HD RS-232
D2-DCM	Port 1 DB 25 pin (female)	K-sequence, <b>DirectNET</b> , Modbus RTU	See Note RS-232	
WINPLC	Port 1 RJ12 - 6 pin	Modbus RTU	DV-1000CBL RS-232	
<b>DirectLOGIC DL305</b>	D3-330 or D3-340	D3-232-DCU DB 25 pin (female)	N/A	
		D3-422-DCU DB 25 pin (female)	N/A	
	D3-340	Port 1 RJ11 - 4 pin	N/A	
		Port 2 RJ11 - 4 pin	N/A	
	D3-350	Port 1 RJ12 - 6 pin	K-sequence, <b>DirectNET</b>	DV-1000CBL RS-232
		Port 2 DB 25 pin (female)	N/A	
	D3-DCM D3-350 only	Port 1 DB 25 pin (female)	K-sequence, <b>DirectNET</b> , Modbus RTU	See Note RS-232

Note: See the C-more Micro Hardware User Manual, Chapter 6: PLC Communications, for wiring diagrams that the user can use to construct their own cables. Available for download at [www.automationdirect.com](http://www.automationdirect.com). PLC Compatibility & Connection Chart continued on next page.

# C-more Micro 3-inch EA1 Communication Protocols & Cabling Chart (cont'd)

Controller Compatibility & Connection Chart				
PLC			C-more 3-inch Micro Panel.	
Family	CPU	Port & Type	Panel to PLC Cabling Components Required for Specific Port and Protocol being used.	
			<b>PLC Port Powered</b> Powered with 5 VDC from the connected PLC's comm. port.  Using panel's RJ12 port 1	
			Protocol(s) Supported	Components & Network Type
<b>DirectLOGIC DL405</b>	D4-430	Port 0 DB 15 pin (female)	K-sequence	D4-1000CBL or DV-1000CBL & FA-CABKIT RS-232
		Port 1 DB 25 pin (female)	N/A	
	D4-440	Port 0 DB 15 pin (female)	K-sequence	D4-1000CBL or DV-1000CBL & FA-CABKIT RS-232
		Port 1 DB 25 pin (female)	N/A	
	D4-450 / D4-454	Port 0 DB 15 pin (female)	K-sequence	D4-1000CBL or DV-1000CBL & FA-CABKIT RS-232
		Port 1 DB 25 pin (female)	N/A	
		Port 2 RJ12 - 6 pin	K-sequence, <b>DirectNET</b>	DV-1000CBL RS-232
		Port 3 DB 25 pin (female)	N/A	
	D4-DCM	Port 1 DB 25 pin (female)	K-sequence, <b>DirectNET</b> , Modbus RTU	See Note RS-232
	<b>SOLO</b>	N/A	Data +/- terminals	N/A
<b>GS Drives</b>	N/A	RS-485 Interface	N/A	

Note: See the C-more Micro Hardware User Manual, Chapter 6: PLC Communications, for wiring diagrams that the user can use to construct their own cables. Available for download at [www.automationdirect.com](http://www.automationdirect.com). PLC Compatibility & Connection Chart continued on next page.

# C-more Micro 3-inch EA1 Communication Protocols & Cabling Chart (cont'd)

Controller Compatibility & Connection Chart			
PLC			C-more 3-inch Micro Panel.
Family	CPU	Port & Type	Panel to PLC Cabling Components Required for Specific Port and Protocol being used.
			<b>PLC Port Powered</b> Powered with 5 VDC from the connected PLC's comm. port.
			Using panel's RJ12 port 1
			Protocol(s) Supported
Allen-Bradley MicroLogix	1000, 1100, 1200, 1400, 1500	8-pin mini-din port	N/A
		RJ45 8-pin phone plug	
Allen-Bradley SLC500	5/03, 5/04, 5/05	9-pin D-sub port	
		RJ45 8-pin phone plug	
Allen-Bradley ControlLogix	all	9-pin D-sub port	
Allen-Bradley CompactLogix	all	9-pin D-sub port	
Allen-Bradley FlexLogix	all	9-pin D-sub port	
Allen-Bradley PLC5	all	25-pin D-sub port	
		RJ45 8-pin phone plug	
GE	90/30  Micro 90, VersaMax Micro	15-pin D-sub port	
		RJ45 Port 1	
		15-pin D-sub port Port 2	
Mitsubishi	Melsec FX Series	25-pin D-sub port	
		8-pin mini-din port	
	Q / QnA	9-pin D-sub port	
		6-pin mini-din port	
Omron	C200 (Adapter), C500	25-pin D-sub port	
	CJ1, CS1, CQM1, CPM1, CPM2, C200	9-pin D-sub port	
Modicon	984 CPU, Quantum 113 CPU, AEG Modicon Micro Series 110 CPU	varies	
Siemens	S7-200 CPU	9-pin D-sub port 0 or 1	

Note: See the C-more Micro Hardware User Manual, Chapter 6: PLC Communications, for wiring diagrams that the user can use to construct their own cables. Available for download at [www.automationdirect.com](http://www.automationdirect.com). Available cables with descriptions shown on the next page.

# C-more Micro 3-inch EA1 Communication Cables and Cable Kits

Cable Description	Cable Part Number	Price
<b>Cables for direct connect to panel's serial Port1 (Panel powered from PLC's serial port.)</b>		
AutomationDirect communication cable, 6-pin RJ12 to 6-pin RJ12, 2m/6.6ft cable length. For use with DV-1000 or <b>C-more</b> Micro panels and AutomationDirect PLCs with an RJ12 port.	<a href="#"><u>DV-1000CBL</u></a>	\$23.00
AutomationDirect communication cable, 6-pin RJ12 to 15-pin male D-sub, shielded, 2m/6.6ft cable length. For use with DV-1000 or <b>C-more</b> Micro panels and any DL405 CPU.	<a href="#"><u>D4-1000CBL</u></a>	\$32.50
<b>Direct</b> LOGIC DL06 connector, 15-pin D-sub HD15 male to RJ12 female. For use with DL06 CPUs and DL205 D2-250, D2-250-1, D2-260 and D2-262 CPUs.	<a href="#"><u>FA-15HD</u></a>	\$21.00
<b>Direct</b> LOGIC universal cable kit, for use with all DirectLOGIC PLCs with RS-232 ports.	<a href="#"><u>FA-CABKIT</u></a>	\$71.00



[DV-1000CBL](#)



[D4-1000CBL](#)



[FA-15HD](#)



[FA-CABKIT](#)