

C-more Communication Protocols & Cables

For new applications choose EA9 series C-more panels, part numbers EA9-TxCL(-R).

Compatibility Table			
PLC Family	Model	Protocols	
Allen-Bradley	MicroLogix 1000/1100/1200/1400/1500, SLC 5-701/02/03	DH485/AIC/AIC+	
	MicroLogix 1000, 1100, 1200 and 1500	DF1 Half Duplex; DF1 Full Duplex	
	SLC 5-03/04/05		
	ControlLogix™, CompactLogix™, FlexLogix™	DF1 Full Duplex	
	PLC-5	DF1 Half Duplex; DF1 Full Duplex	
	ControlLogix, CompactLogix, FlexLogix - Tag Based	EtherNet/IP Server	
	ControlLogix, CompactLogix, FlexLogix - Generic I/O Messaging	EtherNet/IP Client	
	ControlLogix, CompactLogix, FlexLogix - Tag Based		
Modbus TCP/IP	Modbus TCP/IP devices	Modbus TCP/IP	
GE	90/30, 90/70, Micro 90, VersaMax Micro	SNPX	
Mitsubishi	FX Series	FX Direct	
	Q02, Q02H, Q06H, Q12H, Q25H	Q CPU	
	Q, QnA Serial	QnA Serial	
	Q, QnA Ethernet	QnA Ethernet	
Omron	C200 Adapter, C500	Host Link	
	CJ1/CS1 Serial, CJ1/CS1 Ethernet	FINS	
Modicon	984 CPU, Quantum 113 CPU, AEG Modicon Micro Series 110 CPU: 311-xx, 411-xx, 512-xx, 612-xx	Modbus RTU	
Siemens	S7-200 CPU, RS-485 Serial	PPI	
	S7-200 CPU, S7-300 CPU, S7-400, S7-1200 CPU; Ethernet	Ethernet ISO over TCP	
Productivity3000	Productivity3000 Serial (P3-550)	AutomationDirect P3000 Serial	
	Productivity3000 Ethernet (P3-550)	AutomationDirect P3000 Ethernet	
CLICK	all	AutomationDirect Modbus (CLICK)	
DirectLOGIC	DL05/DL06	all	K-Sequence DirectNET Modbus (Koyo addressing)
		H0-ECOM/H0-ECOM100	DirectLOGIC Ethernet
		DL105	all
	DL205	D2-230	K-Sequence
		D2-240	K-Sequence DirectNET
		D2-250/D2-250-1/D2-260	K-Sequence
			DirectNET
			Modbus (Koyo addressing)
		D2-240/D2-250-1/D2-260 Using DCM	DirectNET Modbus (Koyo addressing)
	H2-ECOM/H2-ECOM100	DirectLOGIC Ethernet	
	DL305	D3-330/330P (Requires the use of a Data Communications Unit)	DirectNET
		D3-340	DirectNET
		D3-350	K-Sequence
			DirectNET Modbus (Koyo addressing)
		D3-350 DCM	DirectNET Modbus (Koyo addressing)
	DL405	D4-430	K-Sequence DirectNET
		D4-440	K-Sequence DirectNET
		D4-450	K-Sequence
			DirectNET Modbus (Koyo addressing)
		All with DCM	DirectNET Modbus (Koyo addressing)
		H4-ECOM/H4-ECOM100	DirectLOGIC Ethernet
		H2-WinPLC (Think & Do) Live V5.2 or later and Studio any version	Think & Do Modbus RTU (serial port)
	H2-WinPLC (Think & Do) Live V5.5.1 or later and Studio V7.2.1 or later	Think & Do Modbus TCP/IP (Ethernet port)	

Cable Description	Cable Part Number	Price
Productivity3000 AutomationDirect CLICK, DirectLOGIC PLC RJ-12 port, DL05, DL06, DL105, DL205, D3-350, D4-450 & H2-WinPLC (RS-232C)	EA-2CBL	<--->
DirectLOGIC (VGA Style) 15-pin port, DL06, D2-250 (250-1), D2-260 (RS-232C)	EA-2CBL-1	<--->
DirectLOGIC PLC RJ-11 port, D3-340 (RS-232C)	EA-3CBL	<--->
DirectLOGIC DL405 PLC 15-pin D-sub port, DL405 (RS-232C)	EA-4CBL-1	<--->
DirectLOGIC PLC 25-pin D-sub port, DL405, D3-350, DL305 DCU and all DCMs (RS-232C)	EA-4CBL-2	<--->
Allen-Bradley MicroLogix 1000, 1100, 1200, 1400 & 1500 (RS-232C)	EA-MLOGIX-CBL	<--->
Allen-Bradley SLC 5-03/04/05 ControlLogix, CompactLogix, FlexLogix, DF1 port (RS-232C)	EA-SLC-232-CBL	<--->
Allen-Bradley PLC-5 DF1 port (RS-232C)	EA-PLC5-232-CBL	<--->
Allen-Bradley SLC 500 DH485 port (RS-485A)	EA-DH485-CBL	<--->
GE 90/30, 90/70, Micro 90, VersaMax Micro 15-pin D-sub port (RS-422A)	EA-90-30-CBL	<--->
MITSUBISHI FX Series 25-pin port (RS-422A)	EA-MITSU-CBL	<--->
MITSUBISHI FX Series 8-pin mini-DIN (RS-422A)	EA-MITSU-CBL-1	<--->
OMRON Host Link C200 Adapter, C500 (RS-232C)	EA-OMRON-CBL	<--->



NOTE: EZTouch serial PLC communication cables are compatible with C-more touch panels.

EA-2CBL



EA-2CBL-1



C-more Computer Programming Connections

For new applications choose EA9 series C-more panels, part numbers EA9-TxCL(-R).

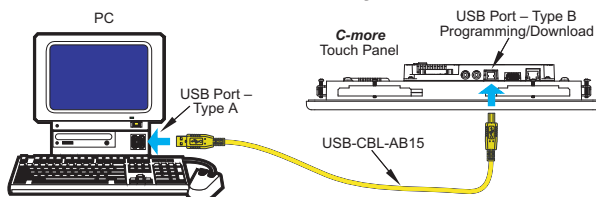
Using the **C-more** Programming Software for project development, the touch panel can be connected to a PC (personal computer) in one of several ways:

- Connect a USB Programming Cable such as (USB-CBL-AB15) from a USB port type A on the PC to the USB type B programming port on the C-more touch panel. The USB connection is for direct connection only and does not support USB hubs.
- Connect the **C-more** touch panel to a PC via an Ethernet hub or switch, and CAT5 Ethernet cables (full feature panels only). Multiple panels can be programmed in this configuration.
- Use an Ethernet crossover cable directly between the **C-more** touch panel's Ethernet port and the PC Ethernet port (full feature panels only).

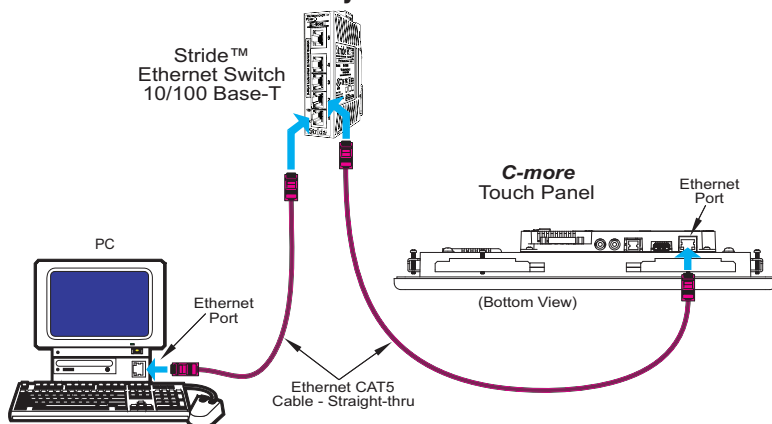
Following are the minimum system requirements for running **C-more** Programming Software (p/n EA-PGMSW) on a PC:

- Personal Computer with a 333 MHz or higher processor (CPU) clock speed recommended; Intel® Pentium/Celeron family, or AMD® K6/Athlon/Duron family, or compatible processor recommended
- Keyboard and Mouse or compatible pointing device
- Super VGA color video adapter and monitor with at least 800 x 600 pixels resolution (1024 x 768 pixels recommended) 64K color minimum
- 300 MB free hard-disk space
- 128 MB free RAM (512 MB recommended); 512 MB free RAM (1 GB recommended) for Vista
- CD-ROM or DVD drive for installing software from the CD
- USB port or Ethernet 10/100 Mbps port for project transfer from software to touch panel (Ethernet port not available on -R models)
- Operating System - Windows® XP Home / Professional Edition with Service Pack 2, Windows® 2000 with Service Pack 4, Windows® Vista, Windows® 7 or Windows® 8.

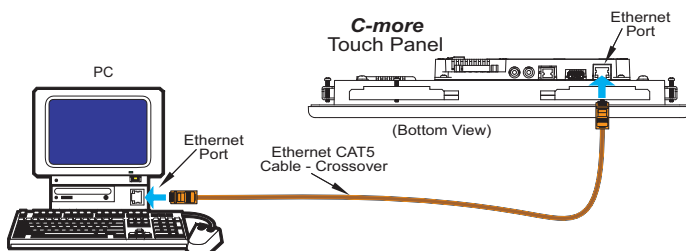
USB Connectivity



Ethernet Connectivity via a Hub or Switch



Ethernet Direct Connection



USB Programming Cable



Part No. USB-CBL-AB15



Other lengths available see USB-CBL-AB3, USB-CBL-AB6, USB-CBL-AB10 on page 9-27

Stride™ Ethernet Switch



Part No. SE-SW5U



Ethernet Configuration Kit



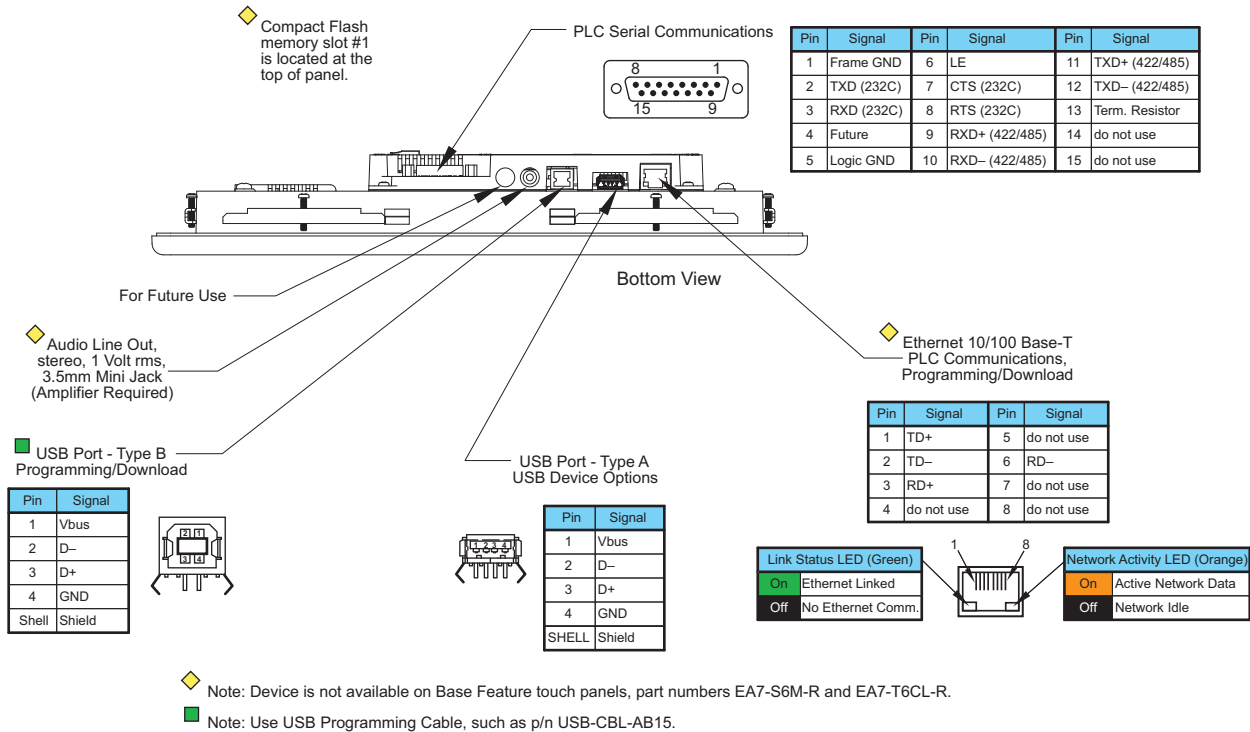
Part No. RT-CNFGKIT



The Ethernet Configuration Kit includes a five-port 10/100 Base-T Ethernet switch, four straight-through cables, and one crossover cable. (The cables are at least five feet in length.) The kit provides a great convenience for configuring systems, demonstration systems or basic control projects using Ethernet.

C-more Communication Ports

For new applications choose EA9 series C-more panels, part numbers EA9-TxCL(-R).



Ethernet Port

The Ethernet port has several uses:

- Download program to panel
- Communicate to PLCs/PCs
- Send e-mail
- Access FTP server
- Act as a Web server
- Remote Internet Access

The Ethernet port has an RJ-45 8-wire modular connector with green and orange LEDs.

- The orange LED indicates the Ethernet communication status. It illuminates when there is data activity on the network.
- The green LED indicates link status and illuminates when a link is established.

Ethernet connections:

- Productivity3000
- **Direct**LOGIC Ethernet
- Modbus TCP/IP
- Allen-Bradley EtherNet/IP™ Server - Generic I/O Messaging (ControlLogix™, CompactLogix™, and FlexLogix™)
- Allen-Bradley EtherNet/IP Client - Tag Based (ControlLogix, CompactLogix, and FlexLogix™)
- Allen-Bradley EtherNet/IP Client - MicroLogix 1100 & SLC 5/05, both via native Ethernet port
- Allen-Bradley MicroLogix 1000, 1100, 1200, 1500, SLC 5-03/04/05, all via ENI Adapter
- Entivity Modbus TCP/IP
- Omron Ethernet FINS
- Siemens Ethernet ISO over TCP

Note: The base panels (-R part numbers) do not include an Ethernet port, and do not have these capabilities.

USB Port B

Program **C-more** via the USB programming port. It's fast and easy, with no baud rate settings, parity, or stop bits to worry about. We stock standard USB cables for your convenience. USB Port B can be used to upload or download projects to and from a PC.

USB Port A

The Universal Serial Bus (USB) Port A is a standard feature for all models and can be used to connect various USB HID (Human Input Device) devices to the panel, such as:

- USB pen drives, (SDCZ4-2048-A10)
- USB keyboards
- USB barcode scanners
- USB card scanners

C-more can log data to the USB pen drive as well as load projects to the panel from the pen drive. You can also back up project files and panel firmware.

Sound Interface (Audio Line Out)

When attached to an amplifier and speaker(s), **C-more** can play warning sounds or pre-recorded messages such as: "conveyor is jammed". **C-more** supports WAV type files. The output is stereo.

Serial Port

The serial port is an RS-232, RS-422 or RS-485 female 15-pin D-sub connector. Use this port for serial connections to PLCs. The port supports the following PLC protocols:

All AutomationDirect.com PLCs:
 Productivity3000
DirectLOGIC K-sequence
DirectNET
 Modbus (Koyo Addressing)
 CLICK

Allen Bradley:
 DF1 Full & Half Duplex
 DF1 Full & Half Duplex - Tag Based
 PLC5 DF1
 DH485

Modbus RTU
 Entivity Modbus RTU
 GE SNPX (90/30, 90/70, Micro 90,
 VersaMax Micro)

Omron:
 Host Link (C200 Adapter, C500)
 FINS (CJ1, CS1)

Mitsubishi:
 Melsec FX
 Q/QnA
 Siemens PPI (S7-200 CPU)