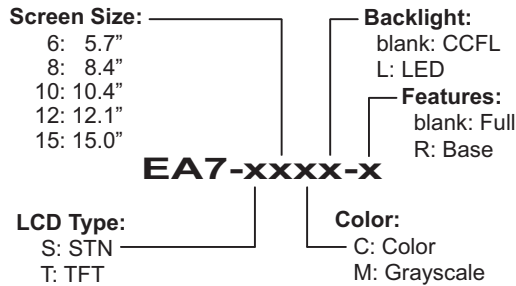


C-more Operator Panels Overview

For new applications choose EA9 series C-more panels, part numbers EA9-TxCL(-R).

Touch Panel Part Number Key:



Getting started





Installing the software and configuring the C-more panel is simple. You will need the following to successfully connect and configure a project for the panel:

- C-more touch panel - 6", 8", 10", 12" or 15" model
- C-more Programming Software, p/n EA-PGMSW
- C-more programming cable, USB or Ethernet
- 24 VDC switching power supply (min. 1.5A, switching) or the optional C-more AC Power Adapter
- Personal Computer - to run C-more programming software
- PLC communications cable (serial or Ethernet) to connect the C-more Touch Panel to your controller

Part Number	Description	Price
EA7-S6M-R	6-inch C-more grayscale STN touch panel (5.7 inch viewable screen), 15 shades of gray, 320 x 240 pixel QVGA screen resolution, 333 MHz CPU, 24 VDC (20.4-28.8 VDC operating range), NEMA 4/4X, IP65 (when mounted correctly; for indoor use only), non-replaceable backlight, 50,000 hour half-life. *Base Model: Built-in USB, no Ethernet or Compact Flash support.	<---
EA7-T6CL-R	6-inch C-more color TFT touch panel (5.7 inch viewable screen), 64K colors, 320 x 240 pixel QVGA screen resolution, 333 MHz CPU, 24 VDC (20.4-28.8 VDC operating range), NEMA 4/4X, IP65 (when mounted correctly; for indoor use only), non-replaceable LED backlight, 50,000 hour half-life. Built-in USB, no Ethernet or Compact Flash support.	<---
EA7-S6M	6-inch C-more grayscale STN touch panel (5.7 inch viewable screen), 15 shades of gray, 320 x 240 pixel QVGA screen resolution, 333 MHz CPU, 24 VDC (20.4-28.8 VDC operating range), NEMA 4/4X, IP65 (when mounted correctly; for indoor use only), non-replaceable backlight, 50,000 hour half-life. Built-in Ethernet and USB; supports Compact Flash.	<---
EA7-T6CL	6-inch C-more color TFT touch panel (5.7 inch viewable screen), 64K colors, 320 x 240 pixel QVGA screen resolution, 333 MHz CPU, 24 VDC (20.4-28.8 VDC operating range), NEMA 4/4X, IP65 (when mounted correctly; for indoor use only), non-replaceable LED backlight, 50,000 hour half-life. Built-in Ethernet and USB; supports Compact Flash.	<---
EA7-T8C	8-inch C-more color TFT touch panel (8.4 inch viewable screen), 64K colors, 640 x 480 pixel VGA screen resolution, 400 MHz CPU, 24 VDC (20.4-28.8 VDC operating range), NEMA 4/4X, IP65 (when mounted correctly; for indoor use only), user replaceable backlight, 50,000 hour half-life. Built-in Ethernet and USB; supports Compact Flash.	<---
EA7-T10C	10-inch C-more color TFT touch panel (10.4 inch viewable screen), 64K colors, 640 x 480 pixel VGA screen resolution, 400 MHz CPU, 24 VDC (20.4-28.8 VDC operating range), NEMA 4/4X, IP65 (when mounted correctly; for indoor use only), user replaceable backlight, 50,000 hour half-life. Built-in Ethernet and USB; supports CompactFlash.	<---
EA7-T12C	12-inch C-more color TFT touch panel (12.1 inch viewable screen), 64K colors, 800 x 600 pixel SVGA screen resolution, 400 MHz CPU, 24 VDC (20.4-28.8 VDC operating range), NEMA 4/4X, IP65 (when mounted correctly; for indoor use only), user replaceable backlight, 50,000 hour half-life. Built-in Ethernet and USB; supports CompactFlash.	<---
EA7-T15C	15-inch C-more color TFT touch panel (15.0 inch viewable screen), 64K colors, 1024 x 768 XGA screen resolution, 400 MHz CPU, 24 VDC (20.4-28.8 VDC operating range), NEMA 4/4X, IP65 (when mounted correctly; for indoor use only), user replaceable backlight, 50,000 hour half-life. Built-in Ethernet and USB; supports CompactFlash.	<---
EA-PGMSW	C-more touch panel Windows-based configuration software. Requires Windows 2000 (Service Pack 4), XP Home or Professional (Service Pack 2), Vista, Windows 7 or Windows 8. Includes software installation guide and CD-ROM. Requires USB 1.1 or Ethernet connection to touch panel. Cables sold separately.	<---
USB-CBL-AB3	Standard 3-ft. (0.9m) USB 2.0 cable, A-type connector to B-type connector, used to connect personal computer to any C-more touch panel for setup and programming. (Note: Touch panels require a 24 VDC power source for configuration and operation.)	<---
USB-CBL-AB6	Standard 6-ft. (1.8m) USB 2.0 cable, A-type connector to B-type connector, used to connect personal computer to any C-more touch panel for setup and programming. (Note: Touch panels require a 24 VDC power source for configuration and operation.)	<---
USB-CBL-AB10	Standard 10-ft. (3 meter) USB 2.0 cable, A-type connector to B-type connector, used to connect personal computer to any C-more touch panel for setup and programming. (Note: Touch panels require a 24 VDC power source for configuration and operation.)	<---
USB-CBL-AB15	Standard 15-ft. (4.6m) USB 2.0 cable, A-type connector to B-type connector, used to connect personal computer to any C-more touch panel for setup and programming. (Note: Touch panels require a 24 VDC power source for configuration and operation.)	<---

C-more Selection Guide & Specifications

For new applications choose EA9 series C-more panels, part numbers EA9-TxCL(-R).

Specification	Model	6" STN grayscale w/ base features	6" TFT color w/ base features	6" STN grayscale w/ full features	6" TFT color w/ full features
Part Number		EA7-S6M-R	EA7-T6CL-R	EA7-S6M	EA7-T6CL
					
Price		<--->	<--->	<--->	<--->
Display Actual Size and Type		5.7" STN grayscale	5.7" TFT color	5.7" STN grayscale	5.7" TFT color
Color Scale		15 shades of gray	65,536 colors	15 shades of gray	65,536 colors
Display Viewing Area		4.54" x 3.4" [115.2 mm x 86.4 mm]			
Screen Pixels		320 x 240 (QVGA)			
Display Brightness		150 cd/m² (NITS)	270 cd/m² (NITS)	150 cd/m² (NITS)	270 cd/m² (NITS)
LCD Panel Dot Pitch		0.36 mm x 0.36 mm			
Backlight Average Lifetime*		Approximately 50,000 hours			
Backlight User Replaceable		No			
Touch Panel Type		Analog Resistive (10-bit resolution, 1024 x 1024 touch area)			
CPU Type		32-Bit RISC CPU (333 MHz)			
Battery		Replaceable battery – ADC Part # D2-BAT-1 (Manufacturer Part # CR2354)			
System Memory		SDRAM 32 MBytes			
System Flash Memory		FLASH 32 MBytes			
Backup Memory (SRAM)		Control data backup memory (SRAM) 256 KBytes			
Logging Data Memory		USB Pen Drive		CompactFlash Memory Card p/n EA-CF-CARD, industrial grade, high speed (Optional) or USB Pen Drive	
Number of Screens		Up to 9999 with ver. 2.40 and later – limited by project memory (10 MBytes)			
Realtime Clock		Built into panel (PLC clock is still accessible if available)			
Calendar – Month/Day/Year		Yes - battery backup			
Screen Saver		Yes, backlight turns off after a 30–1500 minute adjustable time, or can be disabled			
Serial PLC Interface		Serial PLC Port: RS-232/422/485 15-Pin D-sub (female)			
USB Port – Type B		Download/Program – USB Port – type B (ver. 1.2)			
USB Port – Type A		Port for USB device options – type A (ver. 1.2)			
Ethernet Port		not available		Ethernet 10/100 Base-T	
Audio Line Out		not available		Audio Line Out, 1 Volt rms, stereo – requires amplifier and speaker(s)	
CF Card – Slot #1		not available		Optional: CompactFlash Memory Card p/n EA-CF-CARD, industrial grade, high speed, CF slot #1 located on top side of touch panel.	
Expansion Assembly (p/n EA-EXP-OPT)		not available		Optional: Use the CF Card Interface Module p/n EA-CF-IF in the right slot of the Expansion Assembly for installing CF card - Slot #2. The left slot of the Expansion Assembly is for future options.	
Supply Power		24 VDC, -15%, +20% (20.4–28.8 VDC oper. range) (Use AC Power Adapter, p/n EA-AC, to power panel from a 100-240 VAC, 50/60 Hz. power source.)			
Power Consumption		9W @ 24 VDC	9 W @ 24 VDC	10 W @ 24 VDC	11 W @ 24 VDC
Recommended Input Fuse		3.0 A DC slow blow			
Operating Temperature		0 to 50 °C (32 to 122 °F); Maximum surrounding air temperature rating: 50 °C (122 °F)			
Storage Temperature		–20 to +60°C (–4 to +140°F)			
Humidity		10–85% RH, non-condensing			
Noise Immunity		Noise voltage: 1,000 Vp-p, Pulse width: 1 µs, Rise time: 1 ns			
Withstand Voltage		1,000 VDC for 1 minute, between DC power supply input terminal and safety ground			
Insulation Resistance		Over 20 MΩ between DC power supply input terminal and safety ground			
Vibration		IEC61131-2 compliant, 10–57 Hz: 0.075 mm amplitude, 57–150 Hz 1.0 G: 10 sweep cycles per axis on each of 3 mutually perpendicular axes			
Shock		15 G peak, 11 ms duration, 2 shocks per axis, on 3 mutually perpendicular axes			
Enclosure		IP65 Meets UL Type 4X when mounted correctly. For indoor use only.			
Environment		For use in Pollution Degree 2 Environment			
Agency Approvals		UL, cUL, CE, CSA; UL file 157382, CSA file 234884			
Dimensions		6.140" x 8.047" x 1.697" [156.0 mm x 204.4 mm x 43.1 mm]			
Weight		1.46 lb. [660g]	1.43 lb. [650g]	1.50 lb. [680g]	1.48 lb. [670g]
* NOTE: The backlight average lifetime is defined as the average usage time it takes before the brightness becomes 50% of the initial brightness. The lifetime of the backlight depends on the ambient temperature. The lifetime will decrease under low or high temperature usage.					

C-more 6" STN Grayscale Touch Panel - Base Model

For new applications choose EA9 series C-more panels, part numbers EA9-TxCL(-R).

Part No. EA7-S6M-R

6-inch C-more grayscale STN touch panel (5.7 inch viewable screen), 15 shades of gray, 320 x 240 pixel QVGA screen resolution, 333 MHz CPU, 24 VDC (20.4-28.8 VDC operating range), NEMA 4/4X, IP-65 (when mounted correctly; for indoor use only), non-replaceable backlight, 50,000 hour half-life. *Base Model: Built-in USB, no Ethernet or Compact Flash support.



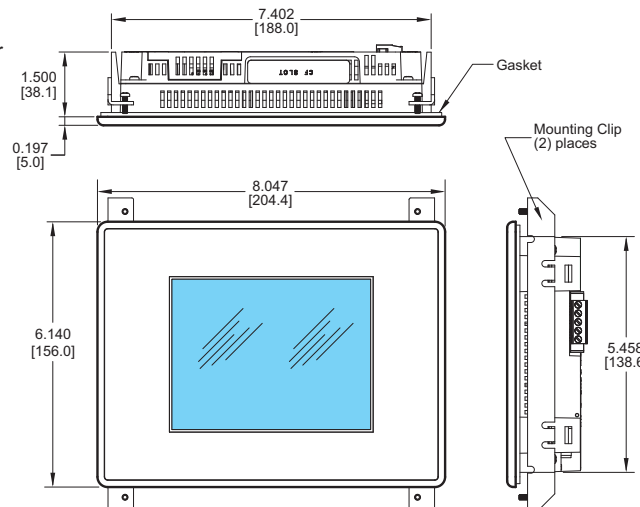
Features

- 5.7" diagonal color STN (Super Twisted Nematic) LCD display with 15 shades of gray
- 320 x 240 pixel resolution
- 150 NITS display brightness
- 50,000 hour average backlight lifetime
- Analog resistive (1024 X 1024) touch screen allowing unlimited touch areas
- USB port B (program/download) and USB port A (USB device options)
- Serial PLC interface (RS-232/422/485)
- 24 VDC powered, 110 VAC power adapter (optional)
- 10 MByte project memory
- 0 to 50°C (32 to 122°F) operating temperature range
- NEMA 4/4X, IP65 compliant when mounted correctly, indoor use only
- Slim design saves panel space
- UL, cUL, CSA & CE agency approvals
- 2-year warranty from date of purchase

Function	Available	Associated Features
Ethernet	No	FTP - Email - Web Server
USB	Yes	Data Logging
Compact Flash	No	Data Logging/Project
Expansion Assembly	No	CF Module & future modules
Audio Out	No	Speaker/Amplifier Connection
Ethernet	No	Remote access over internet

Dimensions

inches / [mm]

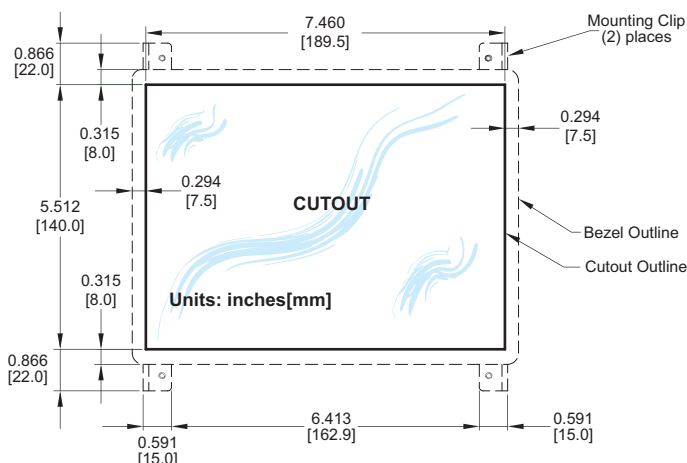


<--->

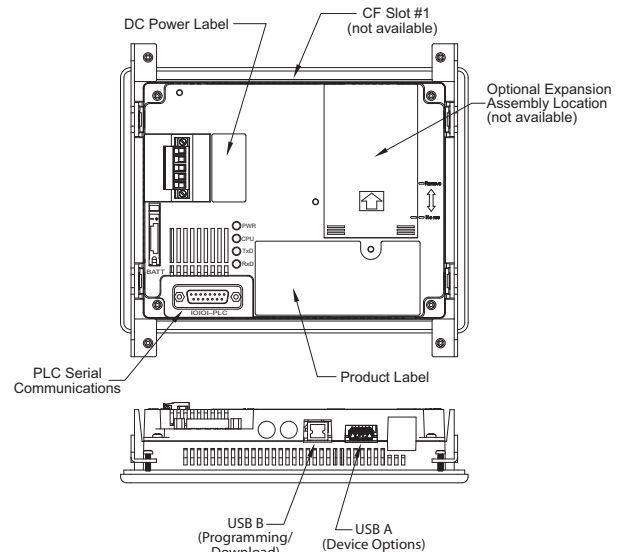
PLC Drivers	
Serial	Avail.
Productivity3000	Yes
AutomationDirect CLICK	Yes
Do-more Serial	Yes
Direct LOGIC K-sequence	Yes
Direct NET	Yes
Modbus (Koyo Addressing)	Yes
Allen-Bradley DF1 Full & Half Duplex	Yes
Allen-Bradley PLC5 DF1	Yes
Allen-Bradley DH-485	Yes
Allen-Bradley DF1 Full & Half Duplex - Tag Based (ControlLogix™ and CompactLogix™)	Yes
Modbus RTU	Yes
Entivity Modbus RTU	Yes
GE SNPX (90/30, 90/70), Micro 90, VersaMax Micro	Yes
Omron Host Link	Yes
C200 Adapter C500	Yes
Omron FINS (CJ1, CS1)	Yes
Mitsubishi FX	Yes
Mitsubishi Q02, Q02H, Q06H, Q12H, Q25H	Yes
Mitsubishi Q, QnA Serial	Yes
Siemens PPI (S7-200 CPU)	Yes

NOTE: The EA7-S6M-R and EA7-T6CL-R units do not support Ethernet.

Mounting Cutout



Ports & Memory Expansion



C-more 6" TFT Color Touch Panel - Base Model

For new applications choose EA9 series C-more panels, part numbers EA9-TxCL(-R).

Part No. EA7-T6CL-R

Base model 6-inch **C-more** color TFT touch panel (5.7 inch viewable screen), 64K colors, 320 x 240 pixel QVGA screen resolution, 333 MHz CPU, 24 VDC (20.4-28.8 VDC operating range), NEMA 4/4X, IP65 (when mounted correctly; for indoor use only), non-replaceable LED backlight, 50,000 hour half-life. Built-in USB, no Ethernet or Compact Flash support.

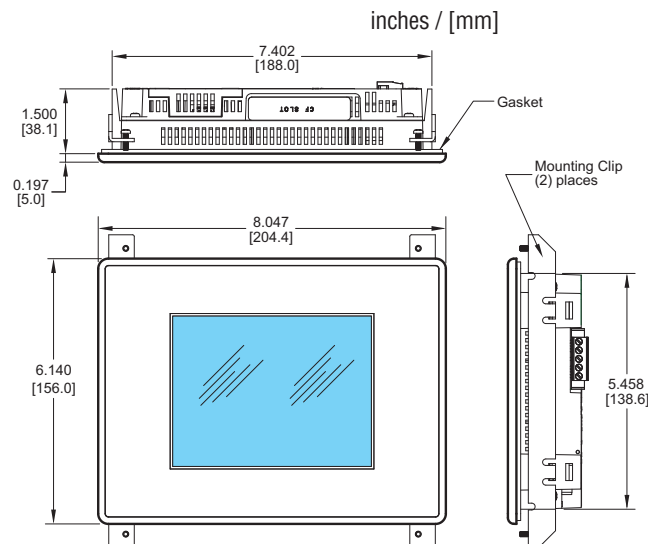


Features

- 5.7" diagonal color TFT (Thin Film Transfer) LCD display with 64K colors
- 320 x 240 pixel resolution
- 270 NITS display brightness
- 50,000 hour average backlight lifetime
- Analog resistive (1024 X 1024) touch screen allowing unlimited touch areas
- USB port B (program/download) and USB port A (USB device options)
- Serial PLC interface (RS-232/422/485)
- 24 VDC powered, 110 VAC power adapter (optional)
- 10 MByte project memory
- 0 to 50°C (32 to 122°F) operating temperature range
- NEMA 4/4X, IP65 compliant when mounted correctly, indoor use only
- Slim design saves panel space
- UL, cUL, CSA & CE agency approvals
- 2-year warranty from date of purchase

Function	Available	Associated Features
Ethernet	No	FTP - Email - Web Server
USB	Yes	Data Logging
Compact Flash	No	Data Logging/Project
Expansion Assembly	No	CF Module & future modules
Audio Out	No	Speaker/Amplifier Connection
Ethernet	No	Remote access over internet

Dimensions

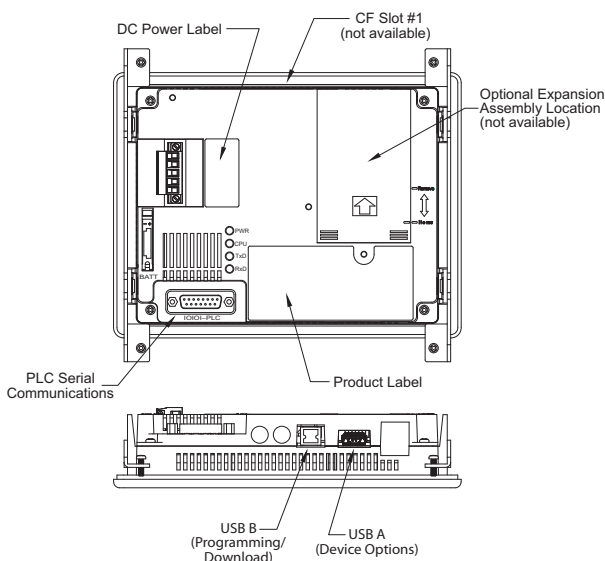


< --- >

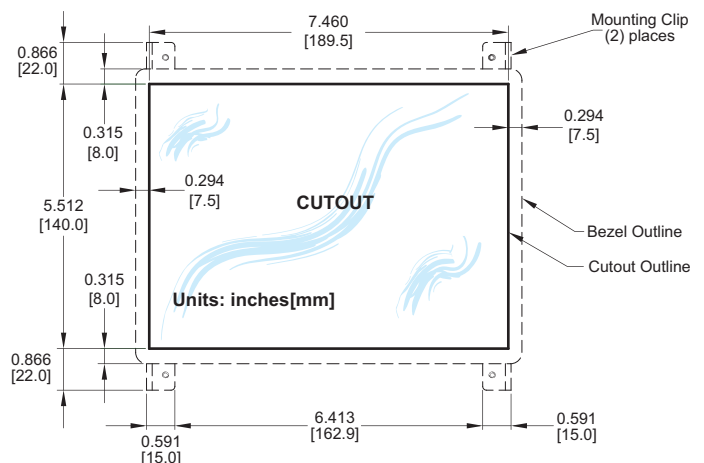
PLC Drivers	
Serial	Avail.
Productivity3000	Yes
AutomationDirect CLICK	Yes
Direct LOGIC K-sequence	Yes
Do-more Serial	Yes
Direct NET	Yes
Modbus (Koyo Addressing)	Yes
Allen-Bradley DF1 Full & Half Duplex	Yes
Allen-Bradley PLC5 DF1	Yes
Allen-Bradley DH-485	Yes
Allen-Bradley DF1 Full & Half Duplex - Tag Based (ControlLogix™ and CompactLogix™)	Yes
Modbus RTU	Yes
Entivity Modbus RTU	Yes
GE SNXP (90/30, 90/70), Micro 90, VersaMax Micro	Yes
Omron Host Link C200 Adapter C500	Yes
Omron FINS (CJ1, CS1)	Yes
Mitsubishi FX	Yes
Mitsubishi Q02, Q02H, Q06H, Q12H, Q25H	Yes
Mitsubishi Q, QnA Serial	Yes
Siemens PPI (S7-200 CPU)	Yes

NOTE: The EA7-S6M-R and EA7-T6CL-R units do not support Ethernet.

Ports & Memory Expansion



Mounting Cutout



C-more 6" STN Grayscale Touch Panel - Full Model

For new applications choose EA9 series C-more panels, part numbers EA9-TxCL(-R).

Part No. EA7-S6M

6-inch **C-more** grayscale STN touch panel (5.7 inch viewable screen), 15 shades of gray, 320 x 240 pixel QVGA screen resolution, 333 MHz CPU, 24 VDC (20.4-28.8 VDC operating range), NEMA 4/4X, IP-65 (when mounted correctly; for indoor use only), non-replaceable backlight, 50,000 hour half-life. Built-in Ethernet and USB; supports Compact Flash.

Features

- 5.7" diagonal color STN (Super Twisted Nematic) LCD display with 15 shades of gray
- 320 x 240 pixel resolution
- 150 NITS display brightness
- 50,000 hour average backlight lifetime
- Analog resistive (1024 X 1024) touch screen allowing unlimited touch areas
- USB port B (program/download) and USB port A (USB device options)
- Ethernet 10/100 Base-T port (program/download & PLC comm)
- Remote Internet Access
- Serial PLC interface (RS-232/422/485)
- CompactFlash card slot, built-in
- Expansion assembly (optional) for CompactFlash devices (use with optional CF Card Interface Module)
- 24 VDC powered, 110 VAC power adapter (optional)
- Audio Line Out, stereo - requires amplifier and speaker(s)
- 10 MByte project memory
- Data logging
- 0 to 50°C (32 to 122°F) operating temperature range
- NEMA 4/4X, IP65 compliant when mounted correctly, indoor use only
- Slim design saves panel space
- UL, cUL, CSA & CE agency approvals
- 2-year warranty from date of purchase

Function	Available	Associated Features
Ethernet	Yes	FTP - Email - Web Server
USB	Yes	Data Logging
Compact Flash	Yes	Data Logging/Project
Expansion Assembly	Yes	CF Module & future modules
Audio Out	Yes	Speaker/Amplifier Connection
Ethernet	Yes	Remote access over Internet

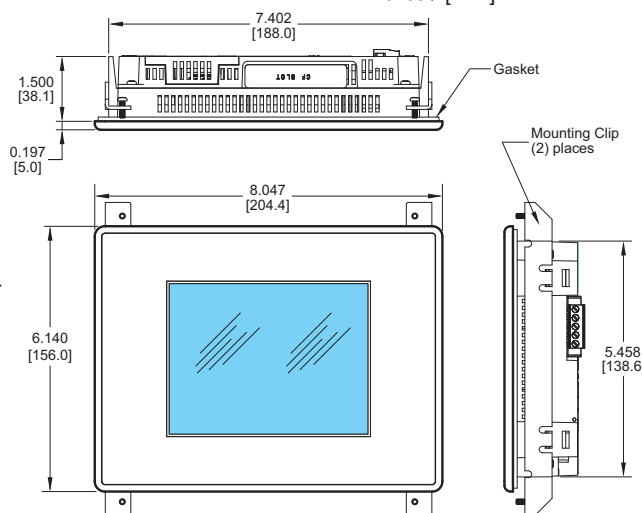


< --- >

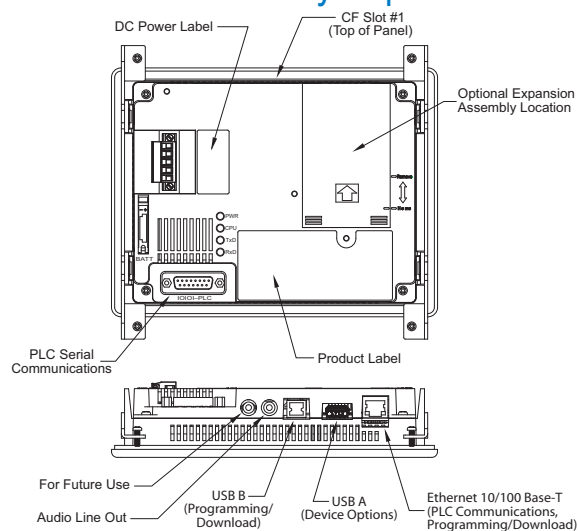


Dimensions

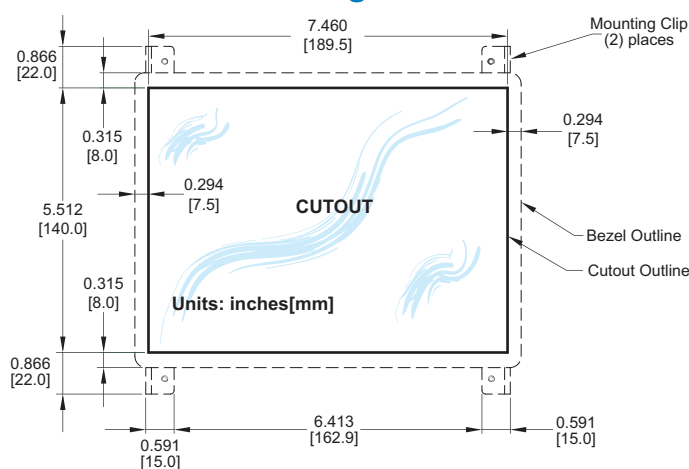
inches / [mm]



Ports & Memory Expansion



Mounting Cutout



C-more 6" TFT Color Touch Panel - Full Model

For new applications choose EA9 series C-more panels, part numbers EA9-TxCL(-R).

Part No. EA7-T6CL

6-inch **C-more** color TFT touch panel (5.7 inch viewable screen), 64K colors, 320 x 240 pixel QVGA screen resolution, 333 MHz CPU, 24 VDC (20.4-28.8 VDC operating range), NEMA 4/4X, IP65 (when mounted correctly; for indoor use only), non-replaceable LED backlight, 50,000 hour half-life. Built-in Ethernet and USB; supports Compact Flash.

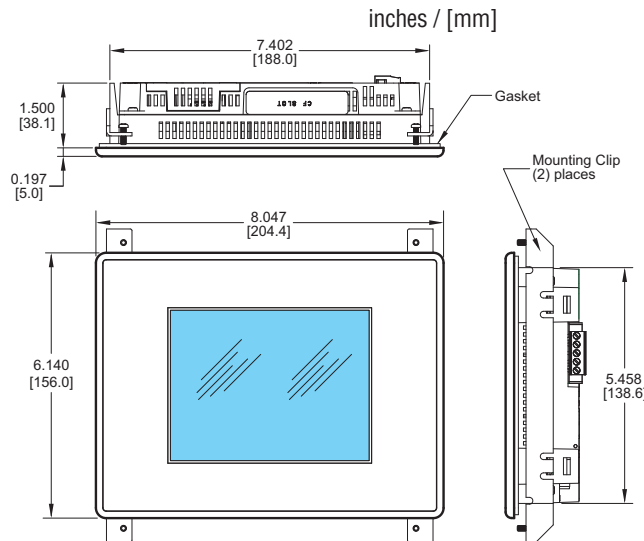
Features

- 5.7" diagonal color TFT (Thin Film Transfer) LCD display with 64K colors
- 320 x 240 pixel resolution
- 270 NITS display brightness
- 50,000 hour average backlight lifetime
- Analog resistive (1024 X 1024) touch screen allowing unlimited touch areas
- USB port B (program/download) and USB port A (USB device options)
- Ethernet 10/100 Base-T port (program/download & PLC comm)
- Remote Internet Access
- Serial PLC interface (RS-232/422/485)
- CompactFlash card slot, built-in
- Expansion assembly (optional) for CompactFlash devices (use with optional CF Card Interface Module)
- 24 VDC powered, 110 VAC power adapter (optional)
- Audio Line Out, stereo - requires amplifier and speaker(s)
- 10 MByte project memory
- Data logging
- 0 to 50°C (32 to 122°F) operating temperature range
- NEMA 4/4X, IP65 compliant when mounted correctly, indoor use only
- Slim design saves panel space
- UL, cUL, CSA & CE agency approvals
- 2-year warranty from date of purchase

Function	Available	Associated Features
Ethernet	Yes	FTP - Email - Web Server
USB	Yes	Data Logging
Compact Flash	Yes	Data Logging/Project
Expansion Assembly	Yes	CF Module & future modules
Audio Out	Yes	Speaker/Amplifier Connection
Ethernet	Yes	Remote access over Internet



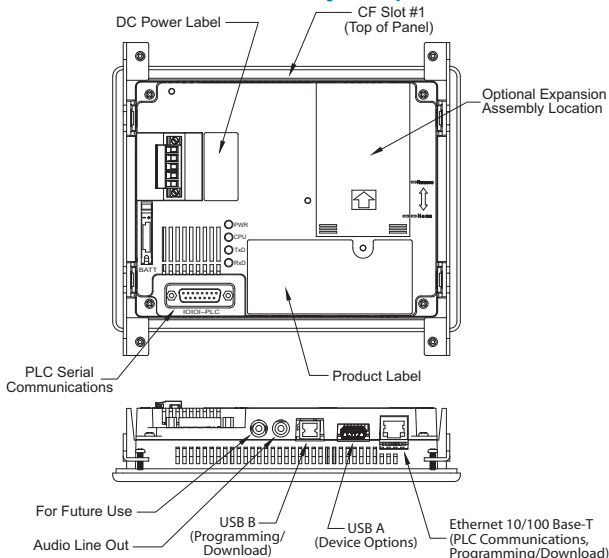
Dimensions



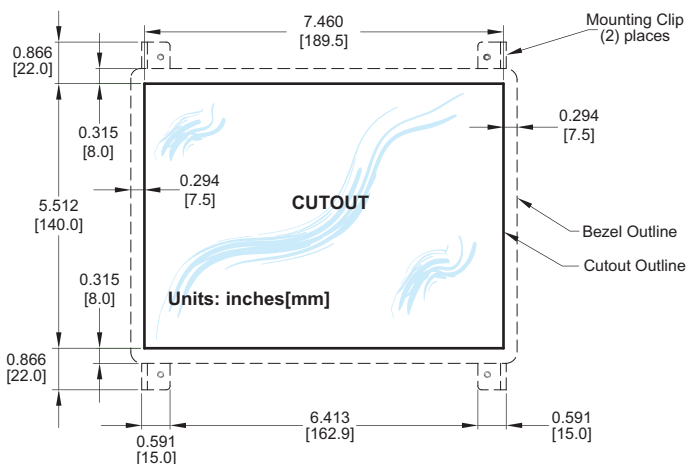
<--->

PLC Drivers	
Serial	Avail.
Productivity3000	Yes
AutomationDirect CLICK	Yes
Do-more Serial	Yes
Direct LOGIC K-sequence	Yes
Direct NET	Yes
Modbus (Koyo Addressing)	Yes
Allen-Bradley DF1 Full & Half Duplex	Yes
Allen-Bradley PLC5 DF1	Yes
Allen-Bradley DH-485	Yes
Allen-Bradley DF1 Full & Half Duplex - Tag Based (ControlLogix™ and CompactLogix™)	Yes
Modbus RTU	Yes
Entivity Modbus RTU	Yes
GE SNPX (90/30, 90/70), Micro 90, VersaMax Micro	Yes
Omron Host Link C200 Adapter C500	Yes
Omron FINS (CJ1, CS1)	Yes
Mitsubishi FX	Yes
Mitsubishi Q02, Q02H, Q06H, Q12H, Q25H	Yes
Mitsubishi Q, QnA Serial	Yes
Siemens PPI (S7-200 CPU)	Yes
Ethernet	
Productivity3000	Yes
Do-more Ethernet	Yes
Direct LOGIC Ethernet	Yes
Modbus TCP/IP	Yes
Entivity Modbus TCP/IP	Yes
Allen-Bradley EtherNet/IP™ Server - Generic I/O Messaging*	Yes
Allen-Bradley EtherNet/IP Client - Tag Based (ControlLogix™ and CompactLogix™)	Yes
Allen-Bradley EtherNet/IP Client - MicroLogix 1100 & SLC 5/05 via native Ethernet port; MicroLogix 1000, 1100, 1200, 1400, 1500 & SLC 5-03, 04, 05 via AB ENI Adapter	Yes
Omron FINS	Yes
Mitsubishi Q, QnA Ethernet	Yes
Siemens (S7-200 CPU, S7-300 CPU, S7-400 CPU, S7-1200 CPU)	Yes

Ports & Memory Expansion

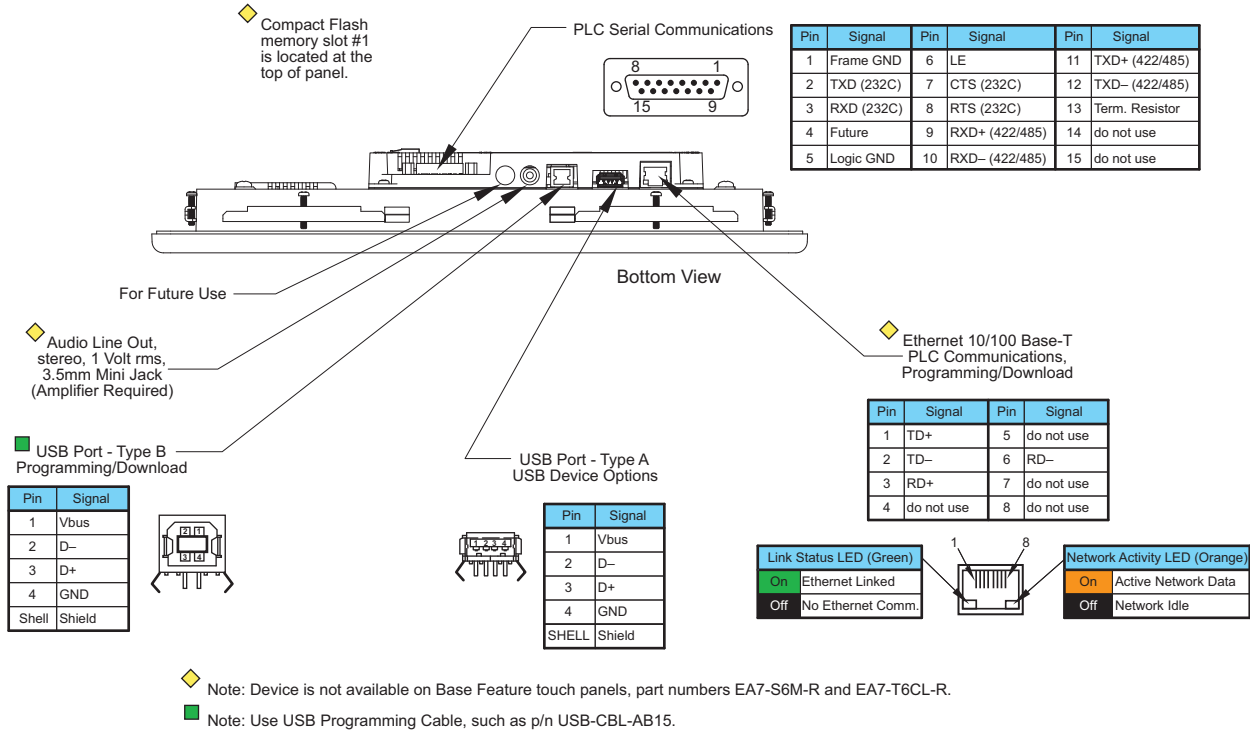


Mounting Cutout



C-more Communication Ports

For new applications choose EA9 series C-more panels, part numbers EA9-TxCL(-R).



Ethernet Port

The Ethernet port has several uses:

- Download program to panel
- Communicate to PLCs/PCs
- Send e-mail
- Access FTP server
- Act as a Web server
- Remote Internet Access

The Ethernet port has an RJ-45 8-wire modular connector with green and orange LEDs.

- The orange LED indicates the Ethernet communication status. It illuminates when there is data activity on the network.
- The green LED indicates link status and illuminates when a link is established.

Ethernet connections:

- Productivity3000
- **Direct**LOGIC Ethernet
- Modbus TCP/IP
- Allen-Bradley EtherNet/IP™ Server - Generic I/O Messaging (ControlLogix™, CompactLogix™, and FlexLogix™)
- Allen-Bradley EtherNet/IP Client - Tag Based (ControlLogix, CompactLogix, and FlexLogix™)
- Allen-Bradley EtherNet/IP Client - MicroLogix 1100 & SLC 5/05, both via native Ethernet port
- Allen-Bradley MicroLogix 1000, 1100, 1200, 1500, SLC 5-03/04/05, all via ENI Adapter
- Entivity Modbus TCP/IP
- Omron Ethernet FINS
- Siemens Ethernet ISO over TCP

Note: The base panels (-R part numbers) do not include an Ethernet port, and do not have these capabilities.

USB Port B

Program **C-more** via the USB programming port. It's fast and easy, with no baud rate settings, parity, or stop bits to worry about. We stock standard USB cables for your convenience. USB Port B can be used to upload or download projects to and from a PC.

USB Port A

The Universal Serial Bus (USB) Port A is a standard feature for all models and can be used to connect various USB HID (Human Input Device) devices to the panel, such as:

- USB pen drives
- USB keyboards
- USB barcode scanners
- USB card scanners

C-more can log data to the USB pen drive as well as load projects to the panel from the pen drive. You can also back up project files and panel firmware.

Sound Interface (Audio Line Out)

When attached to an amplifier and speaker(s), **C-more** can play warning sounds or pre-recorded messages such as: "conveyor is jammed". **C-more** supports WAV type files. The output is stereo.

Serial Port

The serial port is an RS-232, RS-422 or RS-485 female 15-pin D-sub connector. Use this port for serial connections to PLCs. The port supports the following PLC protocols:

All AutomationDirect.com PLCs:
Productivity3000
DirectLOGIC K-sequence
DirectNET
Modbus (Koyo Addressing)
CLICK

Allen Bradley:
DF1 Full & Half Duplex
DF1 Full & Half Duplex - Tag Based
PLC5 DF1
DH485

Modbus RTU
Entivity Modbus RTU
GE SNPX (90/30, 90/70, Micro 90, VersaMax Micro)

Omron:
Host Link (C200 Adapter, C500)
FINS (CJ1, CS1)

Mitsubishi:
Melsec FX
Q/QnA
Siemens PPI (S7-200 CPU)

C-more Communication Protocols & Cables

For new applications choose EA9 series C-more panels, part numbers EA9-TxCL(-R).

Compatibility Table			
PLC Family	Model	Protocols	
Allen-Bradley	MicroLogix 1000/1100/1200/1400/1500, SLC 5-/01/02/03	DH485/AIC/AIC+	
	MicroLogix 1000, 1100, 1200 and 1500	DF1 Half Duplex; DF1 Full Duplex	
	SLC 5-/03/04/05		
	ControlLogix™, CompactLogix™, FlexLogix™	DF1 Full Duplex	
	PLC-5	DF1 Half Duplex; DF1 Full Duplex	
	ControlLogix, CompactLogix, FlexLogix - Tag Based	EtherNet/IP Server	
	ControlLogix, CompactLogix, FlexLogix - Generic I/O Messaging	EtherNet/IP Client	
	ControlLogix, CompactLogix, FlexLogix - Tag Based		
Modbus TCP/IP	Modbus TCP/IP devices	Modbus TCP/IP	
	GE 90/30, 90/70, Micro 90, VersaMax Micro	SNPX	
Mitsubishi	FX Series	FX Direct	
	Q02, Q02H, Q06H, Q12H, Q25H	Q CPU	
	Q, QnA Serial	QnA Serial	
	Q, QnA Ethernet	QnA Ethernet	
Omron	C200 Adapter, C500	Host Link	
	CJ1/CS1 Serial, CJ1/CS1 Ethernet	FINS	
Modicon	984 CPU, Quantum 113 CPU, AEG Modicon Micro Series 110 CPU: 311-xx, 411-xx, 512-xx, 612-xx	Modbus RTU	
Siemens	S7-200 CPU, RS-485 Serial	PPI	
	S7-200 CPU, S7-300 CPU, S7-400, S7-1200 CPU; Ethernet	Ethernet ISO over TCP	
Productivity3000	Productivity3000 Serial (P3-550)	AutomationDirect P3000 Serial	
	Productivity3000 Ethernet (P3-550)	AutomationDirect P3000 Ethernet	
CLICK	all	AutomationDirect Modbus (CLICK)	
DirectLOGIC	DL05/DL06	all	K-Sequence
			DirectNET
			Modbus (Koyo addressing)
	DL105	H0-ECOM/H0-ECOM100	DirectLOGIC Ethernet
		all	K-Sequence
			DirectNET
	DL205	D2-230	K-Sequence
		D2-240	K-Sequence
			DirectNET
			K-Sequence
		D2-250/D2-250-1/D2-260	DirectNET
			Modbus (Koyo addressing)
		D2-240/D2-250-1/D2-260 Using DCM	DirectNET
			Modbus (Koyo addressing)
		H2-ECOM/H2-ECOM100	DirectLOGIC Ethernet
			DirectNET
	DL305	D3-330/330P (Requires the use of a Data Communications Unit)	DirectNET
		D3-340	DirectNET
			K-Sequence
		D3-350	DirectNET
			Modbus (Koyo addressing)
			DirectNET
		D3-350 DCM	Modbus (Koyo addressing)
	DL405	D4-430	K-Sequence
			DirectNET
		D4-440	K-Sequence
			DirectNET
			K-Sequence
		D4-450	DirectNET
			Modbus (Koyo addressing)
		All with DCM	DirectNET
		H4-ECOM/H4-ECOM100	DirectLOGIC Ethernet
	H2-WinPLC (Think & Do) Live V5.2 or later and Studio any version		Think & Do Modbus RTU (serial port)
	H2-WinPLC (Think & Do) Live V5.5.1 or later and Studio V7.2.1 or later		Think & Do Modbus TCP/IP (Ethernet port)

Cable Description	Cable Part Number	Price
Productivity3000 AutomationDirect CLICK, DirectLOGIC PLC RJ-12 port, DL05, DL06, DL105, DL205, D3-350, D4-450 & H2-WinPLC (RS-232C)	EA-2CBL	<--->
DirectLOGIC (VGA Style) 15-pin port, DL06, D2-250 (250-1), D2-260 (RS-232C)	EA-2CBL-1	<--->
DirectLOGIC PLC RJ-11 port, D3-340 (RS-232C)	EA-3CBL	<--->
DirectLOGIC DL405 PLC 15-pin D-sub port, DL405 (RS-232C)	EA-4CBL-1	<--->
DirectLOGIC PLC 25-pin D-sub port, DL405, D3-350, DL305 DCU and all DCMs (RS-232C)	EA-4CBL-2	<--->
Allen-Bradley MicroLogix 1000, 1100, 1200, 1400 & 1500 (RS-232C)	EA-MLOGIX-CBL	<--->
Allen-Bradley SLC 5-03/04/05 ControlLogix, CompactLogix, FlexLogix, DF1 port (RS-232C)	EA-SLC-232-CBL	<--->
Allen-Bradley PLC-5 DF1 port (RS-232C)	EA-PLC5-232-CBL	<--->
Allen-Bradley SLC 500 DH485 port (RS-485A)	EA-DH485-CBL	<--->
GE 90/30, 90/70, Micro 90, VersaMax Micro 15-pin D-sub port (RS-422A)	EA-90-30-CBL	<--->
MITSUBISHI FX Series 25-pin port (RS-422A)	EA-MITSU-CBL	<--->
MITSUBISHI FX Series 8-pin mini-DIN (RS-422A)	EA-MITSU-CBL-1	<--->
OMRON Host Link C200 Adapter, C500 (RS-232C)	EA-OMRON-CBL	<--->



NOTE: EZTouch serial PLC communication cables are compatible with C-more touch panels.

EA-2CBL



EA-2CBL-1



C-more Computer Programming Connections

For new applications choose EA9 series C-more panels, part numbers EA9-TxCL(-R).

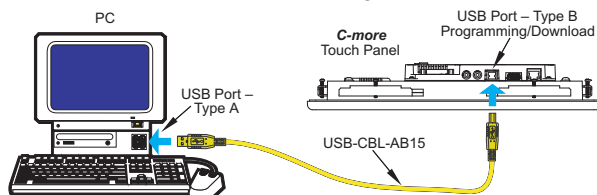
Using the **C-more** Programming Software for project development, the touch panel can be connected to a PC (personal computer) in one of several ways:

- Connect a USB Programming Cable such as (USB-CBL-AB15) from a USB port type A on the PC to the USB type B programming port on the C-more touch panel. The USB connection is for direct connection only and does not support USB hubs.
- Connect the **C-more** touch panel to a PC via an Ethernet hub or switch, and CAT5 Ethernet cables (full feature panels only). Multiple panels can be programmed in this configuration.
- Use an Ethernet crossover cable directly between the **C-more** touch panel's Ethernet port and the PC Ethernet port (full feature panels only).

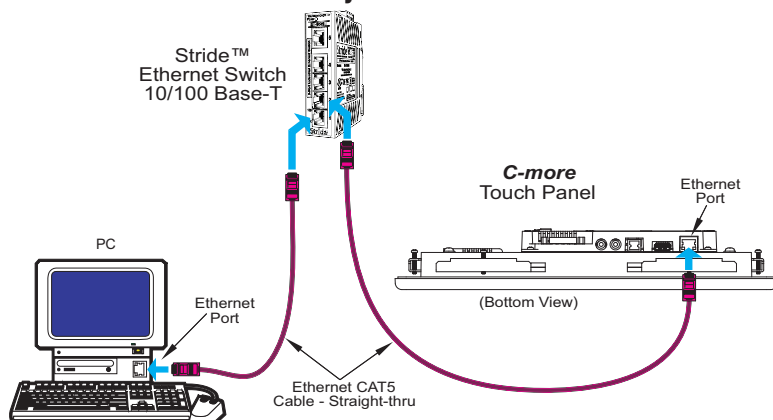
Following are the minimum system requirements for running **C-more** Programming Software (p/n EA-PGMSW) on a PC:

- Personal Computer with a 333 MHz or higher processor (CPU) clock speed recommended; Intel® Pentium/Celeron family, or AMD® K6/Athlon/Duron family, or compatible processor recommended
- Keyboard and Mouse or compatible pointing device
- Super VGA color video adapter and monitor with at least 800 x 600 pixels resolution (1024 x 768 pixels recommended) 64K color minimum
- 300 MB free hard-disk space
- 128 MB free RAM (512 MB recommended); 512 MB free RAM (1 GB recommended) for Vista
- CD-ROM or DVD drive for installing software from the CD
- USB port or Ethernet 10/100 Mbps port for project transfer from software to touch panel (Ethernet port not available on -R models)
- Operating System - Windows® XP Home / Professional Edition with Service Pack 2, Windows® 2000 with Service Pack 4, Windows® Vista, Windows® 7 or Windows® 8.

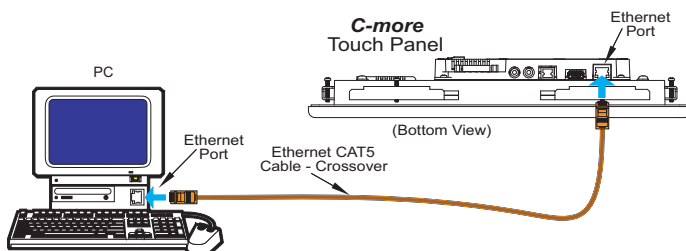
USB Connectivity



Ethernet Connectivity via a Hub or Switch



Ethernet Direct Connection



USB Programming Cable



Part No. USB-CBL-AB15

<--->

Other lengths available see USB-CBL-AB3, USB-CBL-AB6, USB-CBL-AB10 on page 9-27

Stride™ Ethernet Switch



Part No. SE-SW5U

<--->

Ethernet Configuration Kit



Part No. RT-CNFGKIT

<--->

The Ethernet Configuration Kit includes a five-port 10/100 Base-T Ethernet switch, four straight-through cables, and one crossover cable. (The cables are at least five feet in length.) The kit provides a great convenience for configuring systems, demonstration systems or basic control projects using Ethernet.

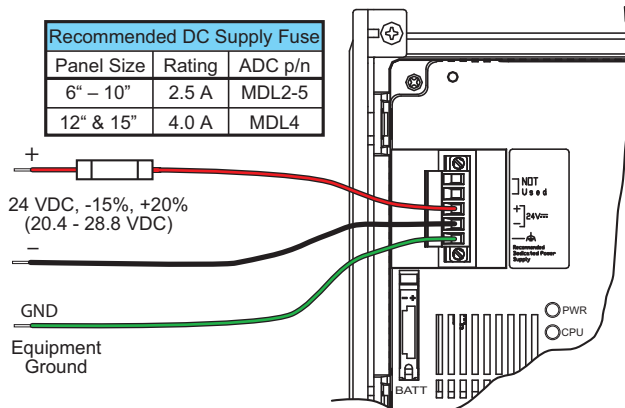
C-more Power Connection Wiring

For new applications choose EA9 series C-more panels, part numbers EA9-TxCL(-R).

Providing Power to the Touch Panel

- Connect a dedicated 24 VDC switching power supply rated for a minimum of 1.5 Amps to the DC connector on the rear of the **C-more** touch panel. Connect the ground terminal to a proper equipment ground.
- or, install a **C-more** AC Power Adapter (EA-AC) to the rear of the touch panel and connect an AC voltage source of 100-240 VAC, 50/60Hertz, to its AC connector.
- then, turn on the power source and check the LED status indicators on the rear of the **C-more** touch panel for proper operation.

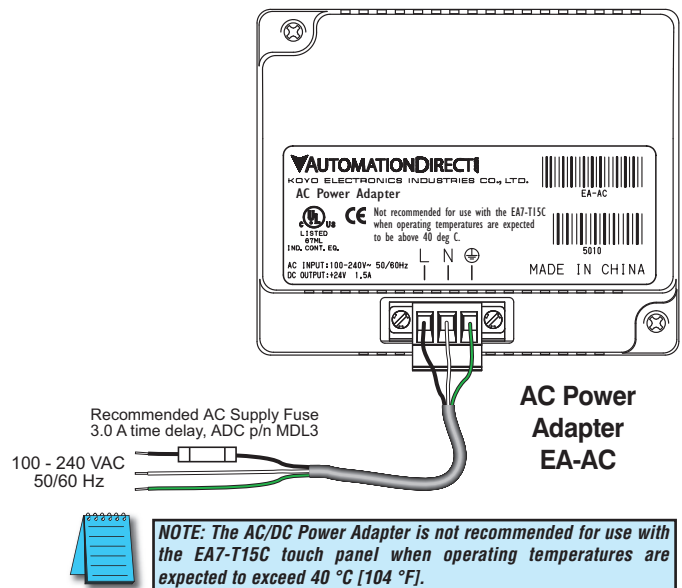
DC Wiring



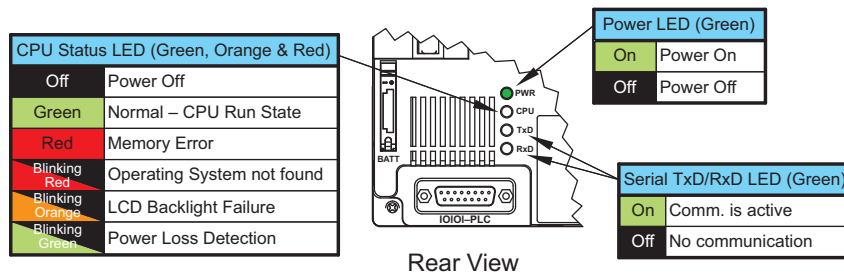
Recommended Power Supply:
AutomationDirect Part No. PS24-050D

Tightening Torque	
Power supply cable torque	71 - 85 oz-in (0.5 - 0.6 Nm)
Power connector mounting torque	71 - 85 oz-in (0.5 - 0.6 Nm)
Mounting flange screw torque	57 - 71 oz-in (0.4 - 0.5 Nm)

AC Wiring



C-more LED Status Indicators



WARNING: To minimize the risk of potential safety problems, you should follow all applicable local and national codes that regulate the installation and operation of your equipment. These codes vary from area to area and it is your responsibility to determine which codes should be followed, and to verify that the equipment, installation, and operation are in compliance with the latest revision of these codes.

Equipment damage or serious injury to

personnel can result from the failure to follow all applicable codes and standards. We do not guarantee the products described in this publication are suitable for your particular application, nor do we assume any responsibility for your product design, installation, or operation.

If you have any questions concerning the installation or operation of this equipment, or if you need additional information, please call us at 1-800-633-0405 or 770-844-4200.

This publication is based on information that was available at the time it was printed.

At Automationdirect.com® we constantly strive to improve our products and services, so we reserve the right to make changes to the products and/or publications at any time without notice and without obligation. This publication may also discuss features that may not be available in certain revisions of the product.

C-more Accessories

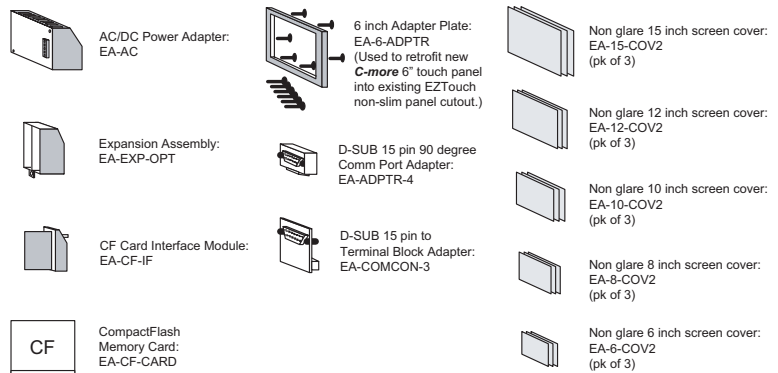
For new applications choose EA9 series C-more panels, part numbers EA9-TxCL(-R).

Accessories

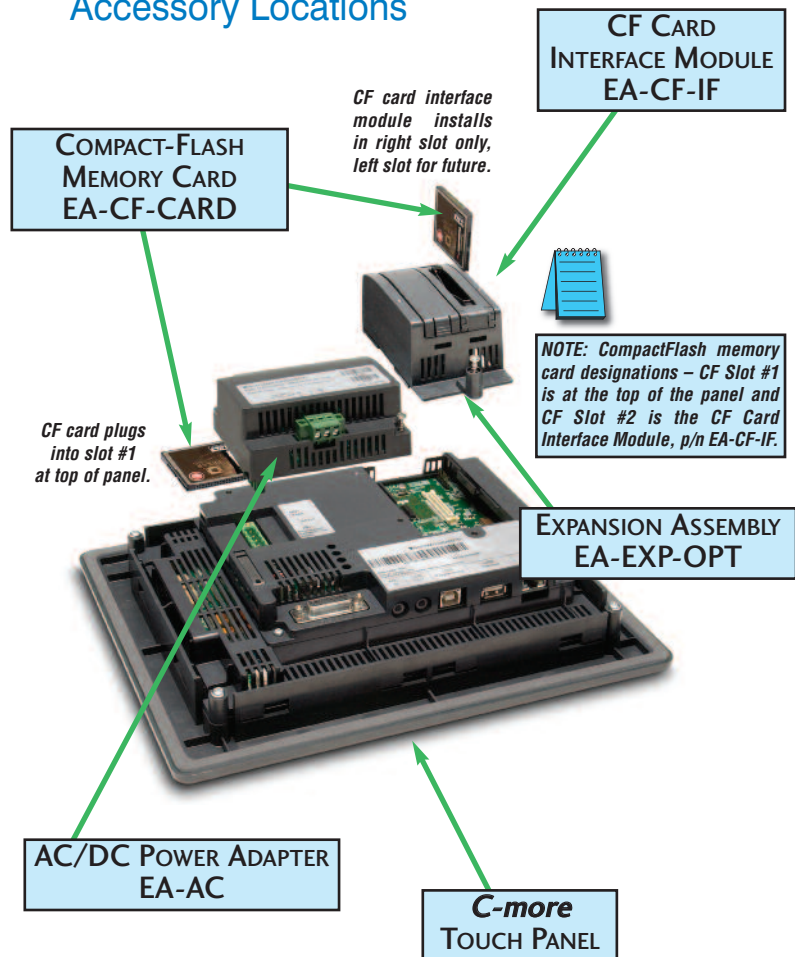
The C-more touch panels can be enhanced with the accessories below:

Part Number	Description	Price
EA-AC	The AC/DC Power Adapter, EA-AC, is for C-more touch panels only, and is powered from a 100-240 VAC, 50/60 Hertz power source. The adapter provides 24 VDC @ 1.5 A. Power Fault features help protect data being logged to CompactFlash during power failures. The C-more panel must have firmware version 1.21 Build 6.18E or higher for proper operation.	<--->
EA-EXP-OPT	C-more I/O Module Expansion Assembly, used to hold secondary CompactFlash Adapter (EA-CF-IF) and future option modules	<--->
EA-CF-IF	CompactFlash Card Adapter Module, used when adding secondary CompactFlash option to Expansion Assembly. Compatible with EA-CF-CARD CompactFlash memory card accessory.	<--->
EA-CF-CARD	512 MB CompactFlash Memory Option, industrial grade, high speed memory for non-volatile storage.	<--->
EA-6-ADPTR	6-inch mounting adapter plate, REQUIRED to mount a 6 inch C-more touch panel into enclosures with legacy wide-bezel EZTouch cutouts. Converts a 8.932 inch x 6.223 inch cutout to 7.522 inch x 5.625 inch cutout.	<--->
EA-ADPTR-4	D-SUB 15-pin 90 degree PLC serial communication port adapter (allows a PLC communication cable to be plugged in at a 90 degree angle to reduce panel depth requirements)	<--->
EA-COMCON-3	D-SUB 15-pin to 6-terminal PLC serial communication port adapter to allow wire terminal connections for RS-422/485 PLC communication cable. For use with all EA7 series panels, EA9-T6CL panels and C-more Micro-Graphic 4" and 6" panels.	<--->
EA-6-COV2	Non Glare 6 Inch Screen Cover, protective overlay used to protect the touch screen while helping to reduce the glare from external light sources. (pk of 3)	<--->
EA-8-COV2	Non Glare 8 Inch Screen Cover, protective overlay used to protect the touch screen while helping to reduce the glare from external light sources. (pk of 3)	<--->
EA-10-COV2	Non Glare 10-Inch Screen Cover, protective overlay used to protect the touch screen while helping to reduce the glare from external light sources. (pk of 3)	<--->
EA-12-COV2	Non Glare 12-Inch Screen Cover, protective overlay used to protect the touch screen while helping to reduce the glare from external light sources. (pk of 3)	<--->
EA-15-COV2	Non Glare 15-Inch Screen Cover, protective overlay used to protect the touch screen while helping to reduce the glare from external light sources. (pk of 3)	<--->

Accessories at a glance:



Accessory Locations



NOTE: Refer to the individual product data sheets that are included with the accessories for additional information.

C-more Accessories

For new applications choose EA9 series C-more panels, part numbers EA9-TxCL(-R).

AC/DC Power Adapter

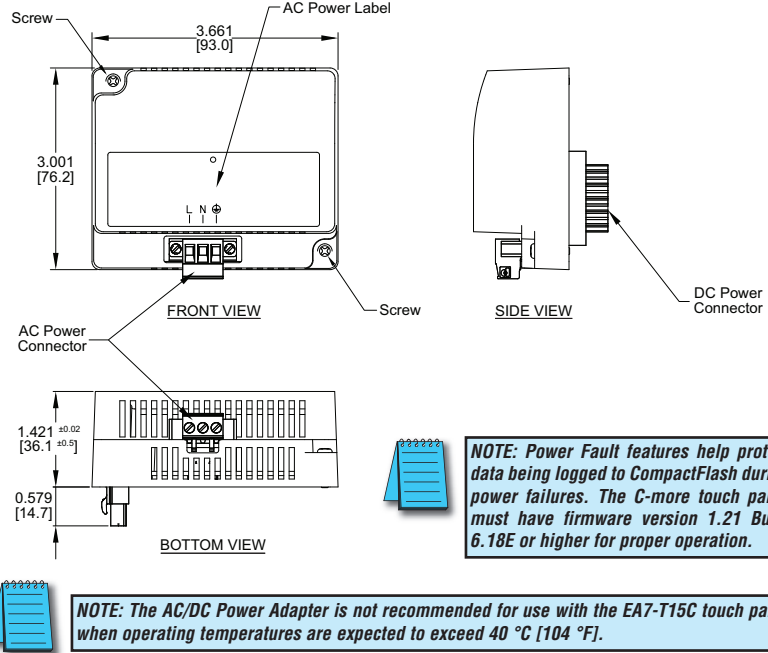
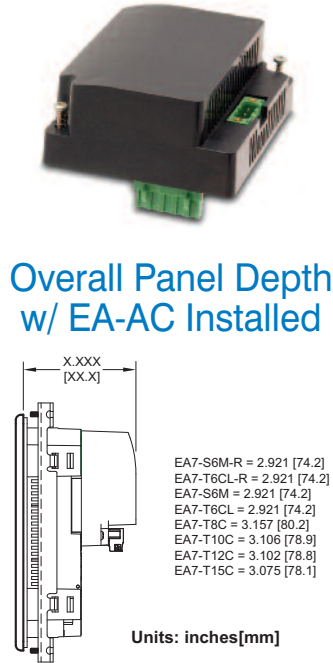
The AC/DC Power Adapter provides dedicated DC power to the panel if using 110 VAC as a power source. The AC/DC Power Adapter provides some features that a normal DC power supply cannot provide. The adapter provides a power loss signal to the touch panel that can be used to track power outages. This

signal also allows the touch panel by way of a timed sequence to stop writing data to CompactFlash memory devices providing a controlled shutdown for increased data logging reliability.

Part No. EA-AC

<--->

Dimensions



AC/DC Power Adapter Specifications			
Part Number	EA-AC	Static Electricity Discharge Resistance	Compliant with IEC61000-4-2, Contact: 4 kV, Air: 8 kV
Input Voltage & Frequency	100-240 VAC; 50/60 Hertz	Agency Approvals	UL508, cUL, CE, EMC EN61132-2
Voltage Range	85-264 VAC w/ Under Voltage and Over Voltage Shutdown	Environment	For use in pollution degree 2 environment
Permissible Momentary Power Failure	Within 40 ms	Grounding	Ground resistance: less than 100 ohm
Input Power	68 VA or less	Dimensions - inches [mm]	3.00" (H) x 3.66" (W) x 1.42" (D) (76.2 mm x 93.0 mm x 36.1 mm) (Excluding DC Power Connector.)
Operating Temperature Range	0 °C to 50 °C [32 to 122 °F] Maximum surrounding temperature rating, 50 °C (For the EA7-T15C touch panel, maximum temperature is 40 °C, [104 °F] when using the AC/DC Power Adapter.)	Weight	6.13 oz. [175 g]
Storage Temperature Range	-20 to 60 °C [-4 to 140 °F]	Cooling Method	Natural convection when installed on vertically mounted touch panel.
Operating & Storage Humidity	10-85% RH (non-condensing)	Included Parts	AC Power Connector, Data Sheet Insert
Noise Immunity	1000 VAC p-p (Pulse width: 1 μs, rise time: 1 ns), with proper ground connection on AC terminal block.	Removable AC Power Connector	EA-AC-CON or DECA Switchlab MC101-508-03G Secure with (2) captive M2.5 screws, torque to 70 oz-in [0.5 Nm]
Hi-Pot	1000 VAC, 1 minute, with proper ground connection on AC terminal block.	Output Voltage and Ripple	21.6 - 26.4 VDC, Ripple < 100 mV p-p
Insulation Resistance	500 VDC, 10 M ohm or above, with proper ground connection on AC terminal block.	Output Current	Maximum 1.5 A
Vibration	Compliant with IEC61131-2	Inrush Current	For 100 VAC: 15 A, 3 ms or less For 240 VAC: 20 A, 3 ms or less
Shock	Pulse shape: Sine half wave, Peak acceleration: 147 m/s ² (15 G), X, Y, Z: 3 directions, 2 times each	Power Fail Detection Voltage	58 VAC ±5%
Thermal Protection	140 °C [284 °F], with autorecovery	Mounting to Touch Panel	Secure with (2) spring loaded captive M3-20 screws, torque to 50 oz-in [0.35 Nm]
Short Circuit Protection	85 VAC: 2.6 A, 100 VAC: 2.8 A, 264 VAC: 3.9 A		

C-more Accessories

For new applications choose EA9 series C-more panels, part numbers EA9-TxCL(-R).

Expansion Assembly

The **C-more** Expansion Assembly allows installation of the optional CF Card Interface Module (shown below) for CF card use. Although the full featured models have a built-in CompactFlash slot, some users may require additional CF memory for data logging.

The optional Expansion Assembly can be installed on the rear of all but the 6-inch base models. This attachable assembly currently allows installation of an additional CompactFlash card with the use of the CF Card Interface Module.

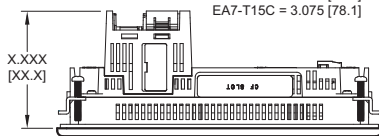
Part No. EA-EXP-OPT



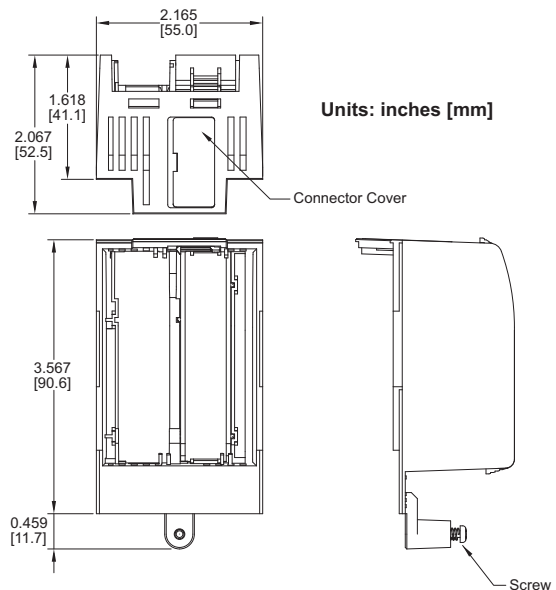
Overall Panel Depth w/ EA-EXP-OPT Installed

EA7-S6M = 2.921 [74.2]
EA7-T6CL = 2.921 [74.2]
EA7-T8C = 3.157 [80.2]
EA7-T10C = 3.106 [78.9]
EA7-T12C = 3.102 [78.8]
EA7-T15C = 3.075 [78.1]

Units: inches[mm]



Dimensions



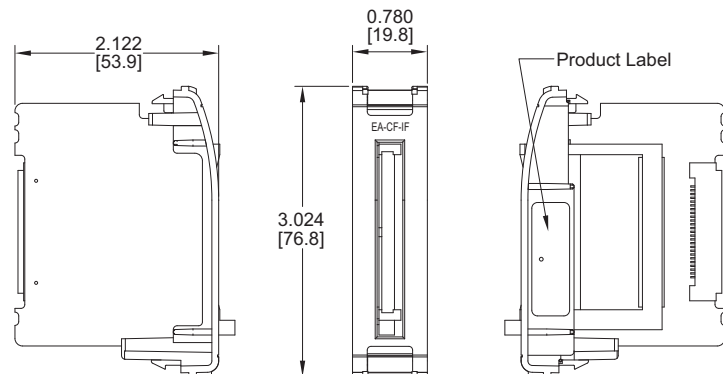
CF Card Interface Module

The **C-more** CF Card Interface Module is used with the Expansion Assembly to allow use of standard CompactFlash cards, such as the CompactFlash Memory (EA-CF-CARD). The CF card can be used for data logging or as project backup.

Part No. EA-CF-IF



Dimensions



Units: inches [mm]

C-more Accessories

For new applications choose EA9 series C-more panels, part numbers EA9-TxCL(-R).

512 MB CompactFlash Memory Card

EA-CF-CARD is a 512 MB high speed industrial grade CompactFlash memory card for non-volatile storage. Its 85 °C operating temperature makes it perfect for data logging in industrial applications (recommended for **C-more** touch panels). This is a standard "off the shelf" CompactFlash.

**Part No.
EA-CF-CARD**



<--->

Specifications/Features:

- CompactFlash™ Compatibility
- W/E Endurance 100,000 cycles
- Data transfer rate: 16 MB/second
- Operating Temp: -13 to 185°F (-25 to 85°C)
- Operating Humidity 85% max, non-condensing
- Storage Temp: -13 to 194 °F (-25 to 90°C)
- Storage Humidity 95% max, non-condensing

C-more Accessories

For new applications choose EA9 series C-more panels, part numbers EA9-TxCL(-R).

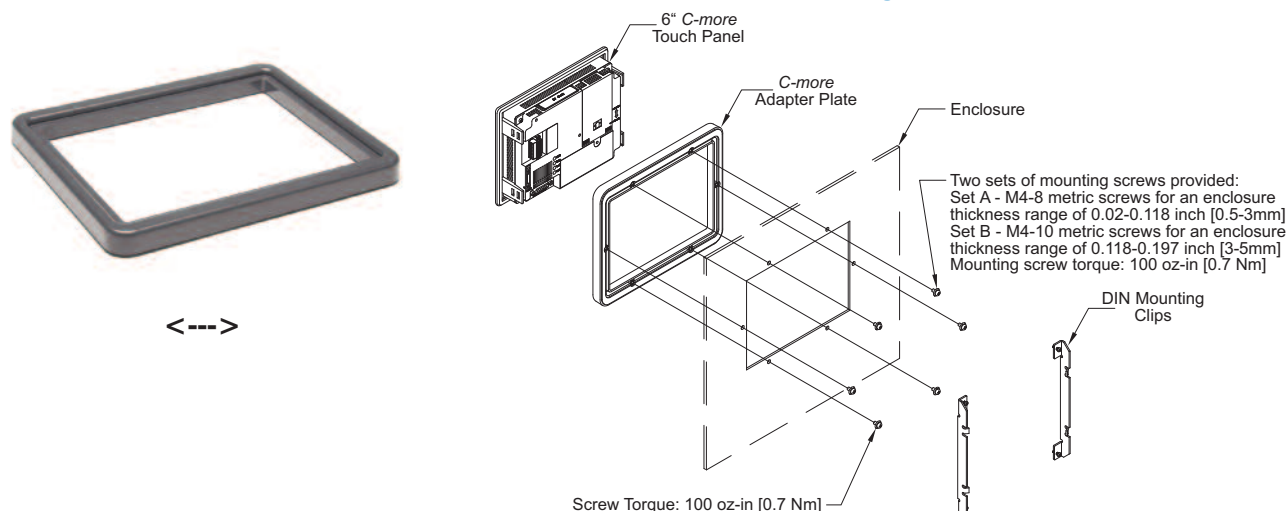
6" Adapter Plate

The adapter plate simplifies the retrofit of a new **C-more** 6" touch panel into an existing cabinet cutout for an EZTouch (units sold by AutomationDirect) 6" wide bezel touch panel, such as our part number EZ-S6C-K, EZ-S6C-F, EZ-S6M-R or EZ-S6M-F.

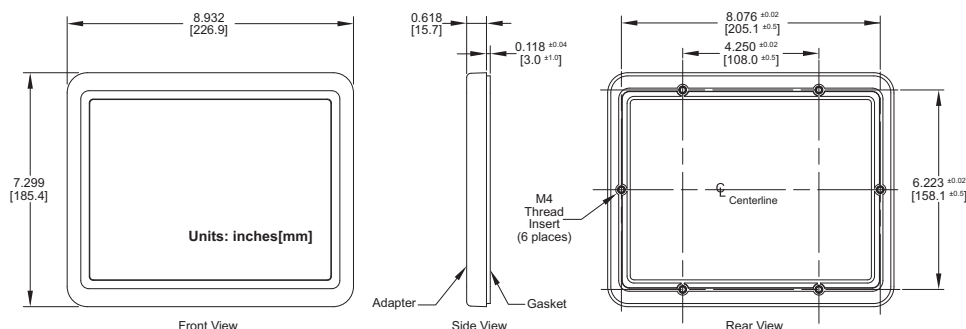
A NEMA 4/4X gasket is included. Please note that all sizes of the **C-more** touch panels have the same cutout as similarly sized EZTouch thin bezel (slim) touch panels, allowing quick replacement.

Part No. EA-6-ADPTR

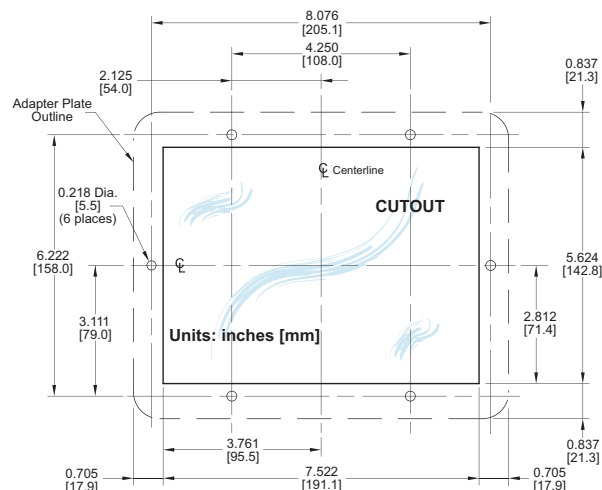
Mounting Details



Dimensions



Cutout Dimensions



C-more Accessories

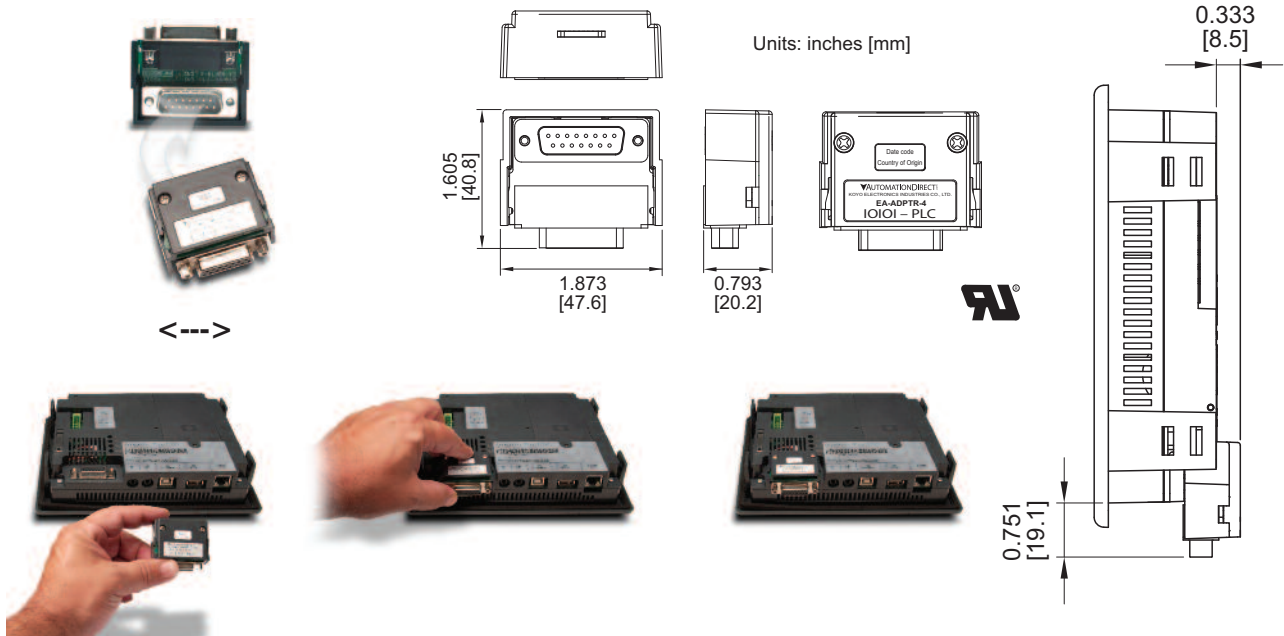
For new applications choose EA9 series C-more panels, part numbers EA9-TxCL(-R).

D-SUB 15-pin 90-degree Communication Port Adapter

The EA-ADPTR-4 adapter plugs into the 15-pin serial port on the rear of the panel to allow a PLC communication cable to be plugged in at a 90 degree angle to reduce panel depth requirements. 15-pin straight through pin-out. UL Recognized.

Part No.
EA-ADPTR-4

Dimensions

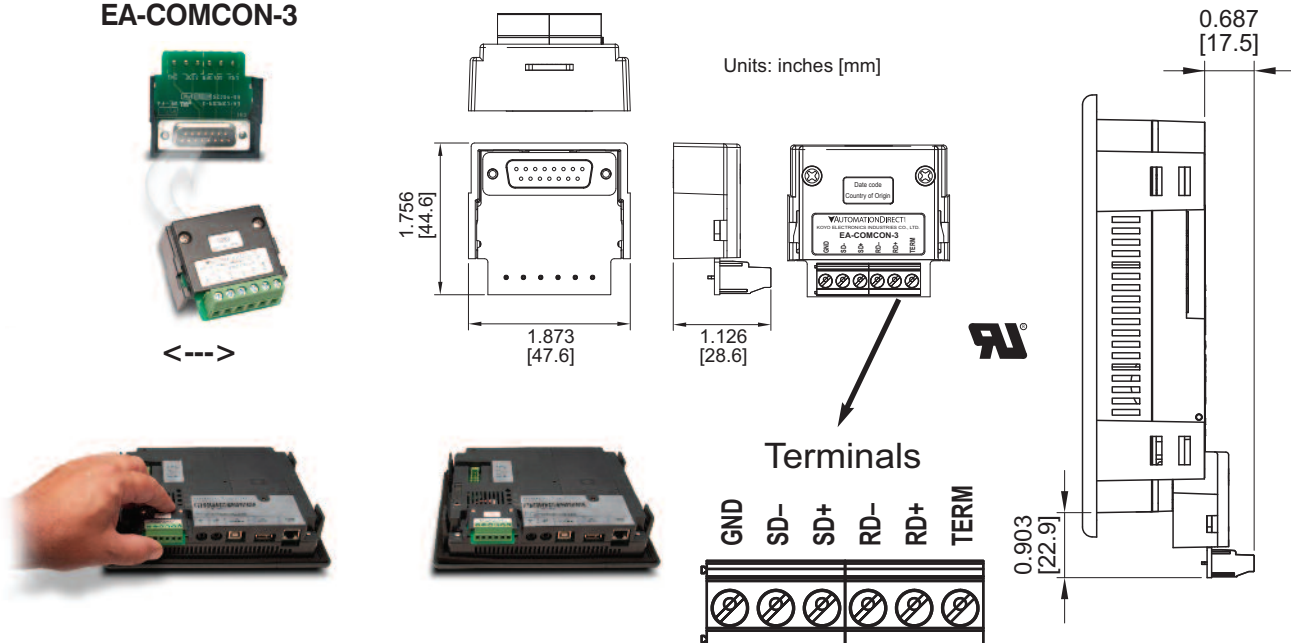


D-SUB 15-pin to Terminal Block Adapter

The EA-COMCON-3 adapter plugs into the 15-pin serial port on the rear of the panel to allow wire terminal connections for an RS-422/RS-485/DH-485 PLC communication cable. UL Recognized. For use with all C-more EA7 series panels, C-more EA9-T6CL and C-more Micro-Graphic 4" and 6" panels.

Part No.
EA-COMCON-3

Dimensions



C-more Accessories

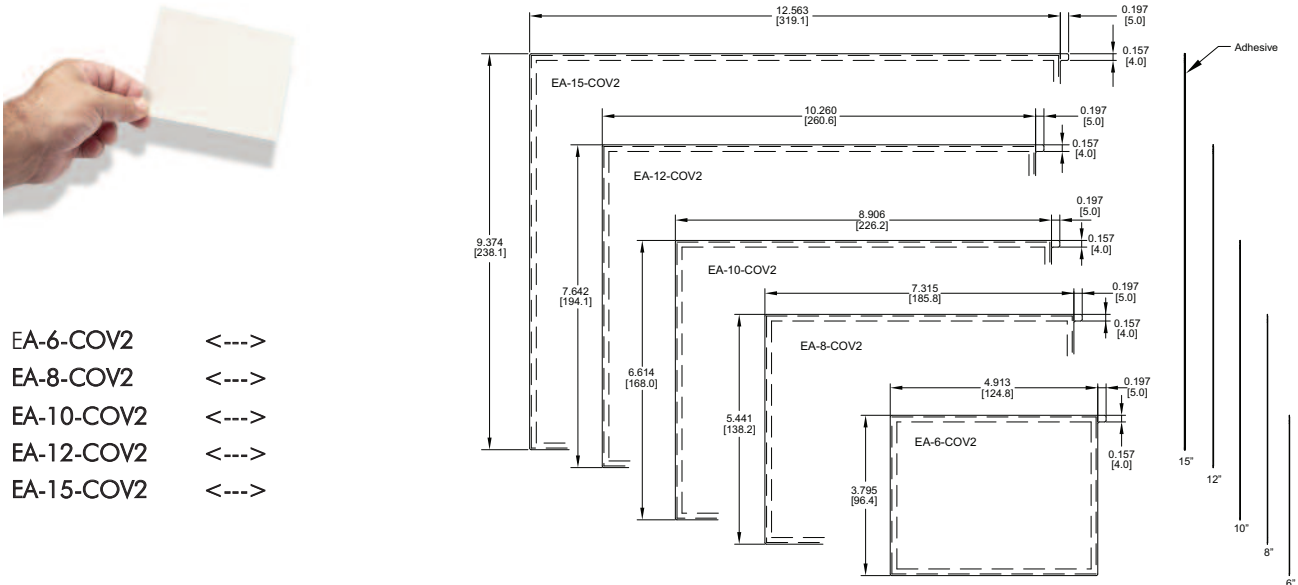
For new applications choose EA9 series C-more panels, part numbers EA9-TxCL(-R).

Non-glare Screen Covers (in packages of 3)

The non-glare screen covers are protective overlays used to protect the touch screen while helping to reduce the glare from external light sources.

Part Nos. EA-6-COV2, EA-8-COV2, EA-10-COV2, EA-12-COV2 and EA-15-COV2

Dimensions



EA-6-COV2 <--->
EA-8-COV2 <--->
EA-10-COV2 <--->
EA-12-COV2 <--->
EA-15-COV2 <--->

Installation



NOTE: The Protective Cover ships with a thin protective sheet on the face of the cover that needs to be carefully removed. If your panel is not clear, the protective sheet may not have been removed.

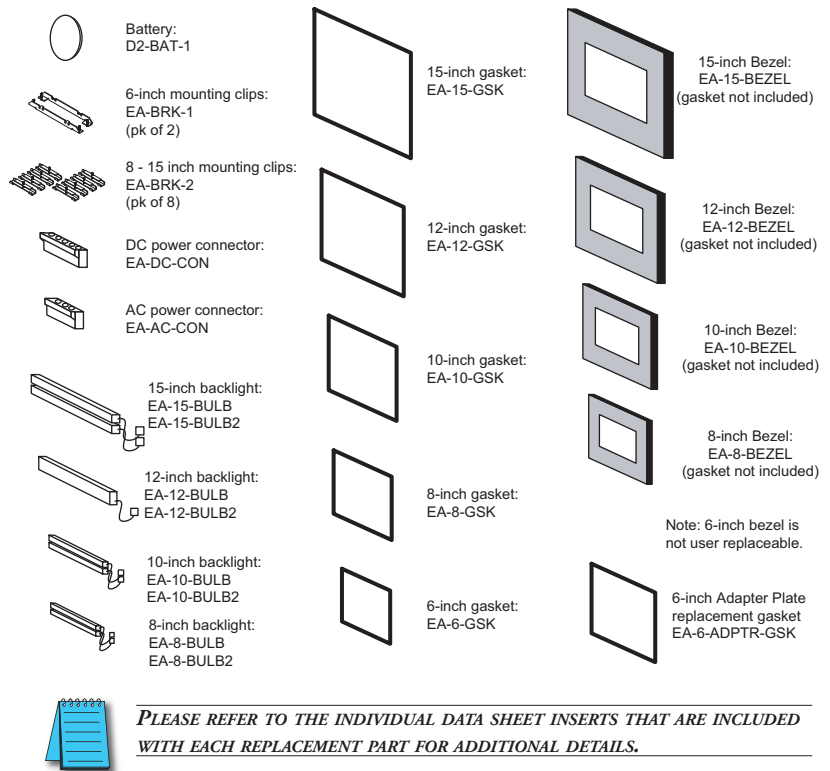
C-more Replacement Parts

For new applications choose EA9 series C-more panels, part numbers EA9-TxCL(-R).

The optional replacement parts can be used to replace damaged, worn or lost C-more components.

Part Number	Description	Price
EA-15-BULB* EA-15-BULB2*	15" Panel Backlight Bulb Replacement	<--->
EA-12-BULB* EA-12-BULB2*	12" Panel Backlight Bulb Replacement	<--->
EA-10-BULB* EA-10-BULB2*	10" Panel Backlight Bulb Replacement	<--->
EA-8-BULB* EA-8-BULB2*	8" Panel Backlight Bulb Replacement	<--->
EA-DC-CON	DC Panel Power Connector Replacement	<--->
EA-AC-CON	AC Power Adapter Connector Replacement	<--->
D2-BAT-1	Replacement Battery	<--->
EA-BRK-1	6" Panel Mounting Clip Replacements (2 per pk.)	<--->
EA-BRK-2	8"-15" Panel Mounting Clip Replacements (8 per pk.)	<--->
EA-15-BEZEL	15" Panel Bezel Replacement	<--->
EA-12-BEZEL	12" Panel Bezel Replacement	<--->
EA-10-BEZEL	10" Panel Bezel Replacement	<--->
EA-8-BEZEL	8" Panel Bezel Replacement	<--->
EA-15-GSK	15" Panel Gasket Replacement	<--->
EA-12-GSK	12" Panel Gasket Replacement	<--->
EA-10-GSK	10" Panel Gasket Replacement	<--->
EA-8-GSK	8" Panel Gasket Replacement	<--->
EA-6-GSK	6" Panel Gasket Replacement	<--->
EA-6-ADPTR-GSK	6" Adapter Plate Gasket Replacement	<--->

Replacement parts at a glance:



*C-more Replacement Bulbs		
C-more Model	Bulb Model	C-more Serial Number
EA7-T8C	EA-8-BULB	EA7-T8C+10Z15B020 and older
	EA-8-BULB2	EA7-T8C+10Z15B021 thru EA7-T8C+12Y25B070
	Non-Replaceable LED	EA7-T8C+12Y25B071 and newer
EA7-T10C	EA-10-BULB	EA7-T10C+10Z11B080 and older
	EA-10-BULB2	EA7-T10C+10Z11B081 thru EA7-T10C+12Y29B120
	Non-Replaceable LED	EA7-T10C+12Y29B121 and newer
EA7-T12C	EA-12-BULB	EA7-T12C+10Z29B019 and older
	EA-12-BULB2	EA7-T12C+10Z29B020 thru EA7-T12C+14102B060
	Non-Replaceable LED	EA7-T12C+14102B061 and newer
EA7-T15C	EA-15-BULB	EA7-T15C+10Z22B120 and older
	EA-15-BULB2	EA7-T15C+10Z22B121 thru EA7-T15C+14110B999
	Non-Replaceable LED	EA7-T15C+14111B001 and newer

Serial Number = [Part Number]+[YYMDDFNNN]

YY: Year (05-99 --- e.g. 05 = 2005)
M: Month (1-9, X, Y, Z --- e.g. X = Oct.)
DD: Day (1-31)
F: Manufacturing Site (0-9, A-Z)
NNN: Sequence number for the date listed (000-999)

Part No.
**EA-8-BULB, EA-8-BULB2,
EA-10-BULB, EA-10-BULB2,
EA-12-BULB, EA-12-BULB2,
EA-15-BULB, & EA-15-BULB2**
see table



Panels with serial numbers newer than November 2013 do not have user replaceable backlights. For earlier panels, the correct replacement bulb part number is provided in the adjacent table. No 6" panels have user replaceable backlights. Older 8", 10" and 15" touch panels use two bulbs per panel and the 12" touch panels use one bulb per panel. The bulbs are packaged two per box for the 8", 10" and 15" touch panels and one per box for the 12" touch panels.

C-more Replacement Parts

For new applications choose EA9 series C-more panels, part numbers EA9-TxCL(-R).



MAINTENANCE AND ACCESSORY INSTRUCTION SHEETS CAN BE VIEWED AND DOWNLOADED ONLINE AT:
[HTTP://WWW.AUTOMATIONDIRECT.COM/STATIC/MANUALS/EAUSERM/EAUSERM.HTML](http://www.automationdirect.com/STATIC/MANUALS/EAUSERM/EAUSERM.HTML)

DC Power Connector Part No. EA-DC-CON



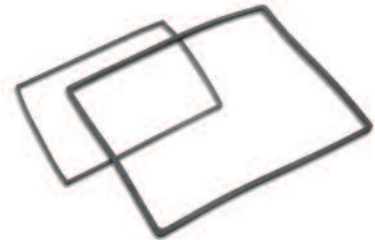
Replacement 5-terminal DC power connector for C-more touch panels.

6" Panel Mounting Clips Part No. EA-BRK-1



Spare panel mounting clips for 6-inch C-more touch panels. Package of 2 clips with 4 screws.

Part No. EA-6-GSK, EA-8-GSK, EA-10-GSK, EA-12-GSK and EA-15-GSK



Replacement NEMA 4/4X touch panel gaskets for C-more 6", 8", 10", 12" and 15" touch panels.

AC Power Connector Part No. EA-AC-CON




Replacement 3-terminal AC power connector for C-more touch panel AC Power Adapters.

8"-15" Panel Mounting Clips Part No. EA-BRK-2



Spare panel mounting clips for the 8-inch through 15-inch C-more touch panels. Package of 8 clips with 8 screws.

Part No. EA-6-ADPTR-GSK



6-inch replacement NEMA 4/4X gasket for the C-more touch panel adapter plate.

Replacement Battery Part No. D2-BAT-1



Backup Battery (supplied with new panels)
C-more panels use battery backed RAM to store retentive values for internal tags. This battery will last for up to two years, and is easy to replace. You can even set up an alarm condition, and let C-more remind you when the battery needs replacing. The C-more panels come with the D2-BAT-1 already installed.

NOTE: The D2-BAT-1 is the same battery used in our DL06, D2-250(-1), D2-260 and D3-350 PLC products.

Part No. EA-8-BEZEL, EA-10-BEZEL, EA-12-BEZEL and EA-15-BEZEL



NEMA 4/4X bezel, customer replaceable, for C-more 8", 10", 12" and 15" touch panels. Gasket not included.



CAUTION - The battery used in this device may present a risk of fire or chemical burn if mistreated. Do not recharge, disassemble, heat above 100 °C (212 °F) or incinerate. Replace battery with AutomationDirect part number D2-BAT-1 or CR2354 only. Use of another battery may present a risk of fire or explosion. Dispose of used battery properly. Keep away from children.
Perchlorate Material, special disposal handling may apply.