

What is a Cable Gland?

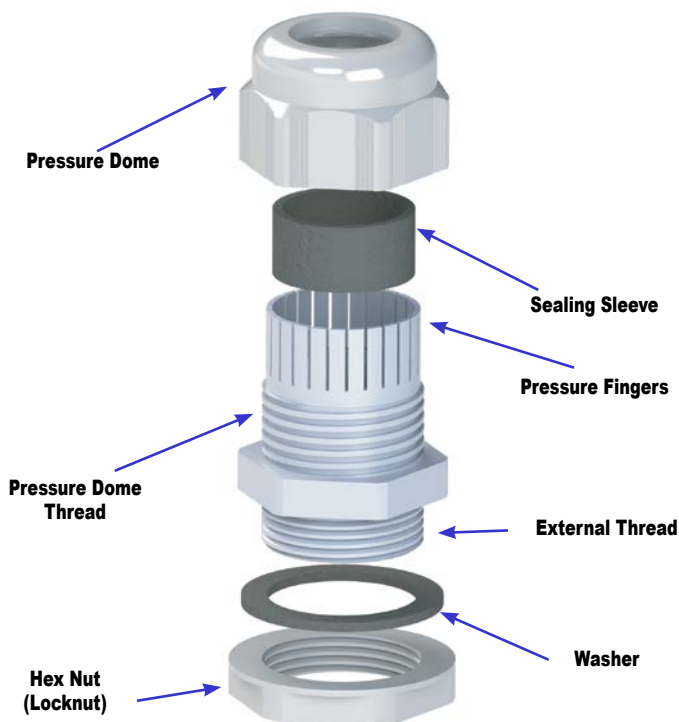
A cable gland, commonly known as a cable connector or fitting, is a device designed to attach and secure the end of a cable to electrical equipment. Cable glands provide strain relief and typically seal out dust, dirt and even liquids.

Cable glands are generally used throughout a number of industries in conjunction with cable and wiring used in electrical instrumentation and automation systems. They may be used on all types of electrical power, control, instrumentation, data and telecommunications cables. A key function of cable glands is to seal and terminate electrical equipment to ensure that the characteristics of the enclosure which the cable enters can be maintained.

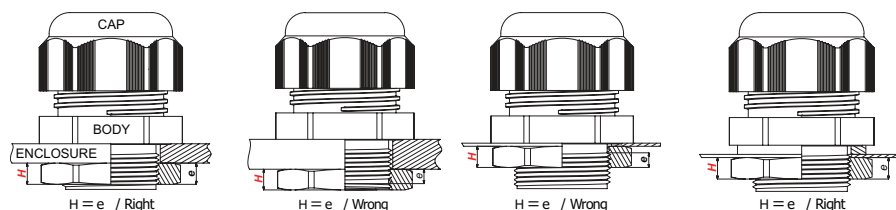
Typical Cable Gland Construction Materials:

- Plastic
- Brass
- Aluminium
- Stainless steel

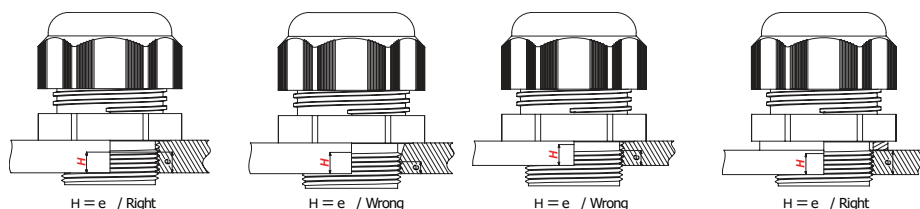
Although cable glands are often called "connectors," a technical distinction can be made in the terminology, which differentiates them from quick-disconnect, conducting electrical connectors. The distinction is often not made.



Assembling with hex nut on non threaded enclosure

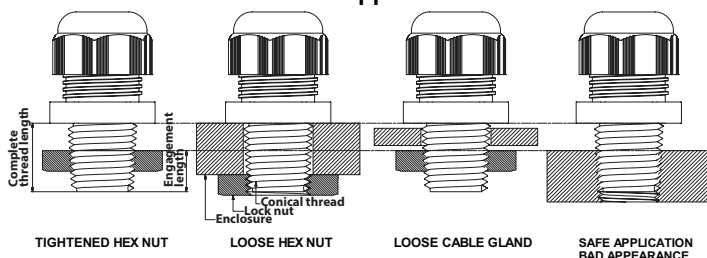


Assembling with hex nut on threaded enclosure



- The engaged thread length "e" must be equal or longer than relevant hex nut thickness "H"
- The thread dimensions and tolerances on threaded enclosures must coincide with the relevant thread standard.
- The gland body must be mounted to the enclosure.
- The body or the hex nut must be tightened according to the recommended torque.
- It is recommended that a double wrench be used for non-threaded enclosures.
- For cable assembly, the cap must be tightened according to the recommended torque.
- During cable assembly or disassembly, the gland body must be kept fixed. Utilize a double wrench for this purpose.

NPT Thread Application



HEX NUT H

Relevant Hex Nut Thickness (mm)

Brass	±0.5	Plastic
M12	2.8	—
PG7 to PG9	2.8	—
M16	3	—
PG11 to PG16	3	—
M20	3.5	—
PG21	3.5	—
M25	4	—
PG29	4	—
M32 to M50	5	M12 to M16
PG36 to PG42	5	PG7 to PG11
NPT 3/8 to 1/2	5	—
PG48	5.5	—
M63	6	M29 to M40
NPT 3/4 to 1	6	PG13.5 to PG16
—	7	M32 to M40
—	7	NPT 3/8 to 1'
—	7	PG21 to PG29
—	8	M50 to M63
—	8	PG36 to PG48

bimed Standard Series Plastic Euro Metric Thread Cable Glands

Material

- Body: PA 6 (Polyamide 6)
- Cap: PA 6 (Polyamide 6)
- Seal: CR (Chloroprene Rubber)

Flammability

- V2 (According to UL 94)

Protection Class

- IP68 - 5 Bar [72.5 psi]

Operating Temperature

- Permanent: -20 to +100°C [-4 to +212°F]
- Intermittent: -30 to +150°C [-22 to +302°F]

Attachment Thread

- EN 60423

Body

- Manufactured according to the requirements of EN 50262

Approvals

- UL Recognized or Listed File # E199260 *
- CSA File # 190896
- CE



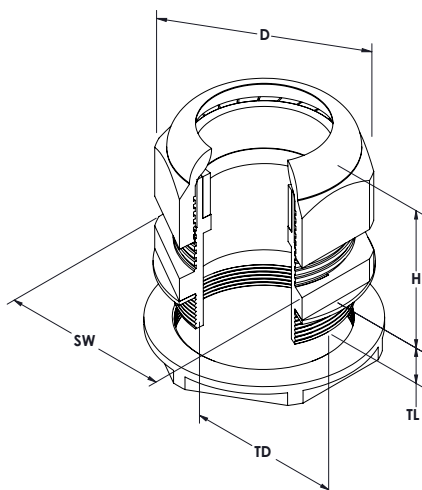
*Note: To obtain the most current agency approval information, see the Agency Compliance & Certifications Checklist section on the specific part number's web page.



Plastic Euro Metric Thread Cable Glands

Light Gray	Price	Black	Price	Qty	Thread Size	Clamping Range mm [in]	Recommended Tightening Torque		Dimensions mm [in]				
							N-m [lb-ft]	Tolerance	SW	TL	H	D	TD
BM-ENX-1S-W	\$3.00	BM-ENX-2S-W	\$3.00	5	M12 x 1.5 mm	3.0 - 6.5 [0.12 - 0.26]	2.0 [1.48]	±0.5 [±0.37]	15.0 [0.59]	8.0 [0.31]	22.0 [0.87]	17.1 [0.67]	12.0 [0.47]
BM-ENX-11-W	\$3.00	BM-ENX-21-W	\$3.00	5	M16 x 1.5 mm	4.0 - 8.0 [0.16 - 0.31]	2.5 [1.84]	±0.5 [±0.37]	19.0 [0.75]	8.0 [0.31]	25.0 [0.98]	21.6 [0.85]	16.0 [0.63]
BM-ENX-12-W	\$4.25	BM-ENX-22-W	\$4.25	5	M20 x 1.5 mm	6.0 - 12.0 [0.24 - 0.47]	5.0 [3.69]	±0.5 [±0.37]	24.0 [0.94]	10.0 [0.39]	29.0 [1.14]	27.7 [1.09]	20.0 [0.79]
BM-ENX-13-W	\$5.50	BM-ENX-23-W	\$5.50	5	M25 x 1.5 mm	11.0 - 17.0 [0.43 - 0.67]	5.0 [3.69]	±1.0 [±0.74]	29.0 [1.14]	8.0 [0.31]	34.0 [1.34]	32.5 [1.28]	25.0 [0.98]
BM-ENX-14-W	\$12.00	BM-ENX-24-W	\$12.00	5	M32 x 1.5 mm	15.0 - 21.0 [0.59 - 0.86]	6.0 [4.43]	±1.0 [±0.74]	36.0 [1.42]	10.0 [0.39]	41.0 [1.61]	41.0 [1.61]	32.0 [1.26]
BM-ENX-15-W	\$8.50	BM-ENX-25-W	\$8.50	2	M40 x 1.5 mm	19.0 - 28.0 [0.74 - 1.10]	5.0 [3.69]	±1.0 [±0.74]	46.0 [1.81]	10.0 [0.39]	45.5 [1.79]	52.4 [2.06]	40.0 [1.57]
BM-ENX-16-W	\$17.00	BM-ENX-26-W	\$17.00	2	M50 x 1.5 mm	30.0 - 38.0 [1.18 - 1.50]	22 [16.23]	±2.0 [±1.48]	60.0 [2.36]	18.0 [0.71]	49.0 [1.93]	67.7 [2.67]	50.0 [1.97]
BM-ENX-17-W	\$17.50	BM-ENX-27-W	\$17.50	2	M63 x 1.5 mm	34.0 - 44.0 [1.34 - 1.73]	23 [16.96]	±2.5 [±1.84]	65.0 [2.56]	18.0 [0.71]	49.0 [1.93]	72.2 [2.84]	63.0 [2.48]

Note: Hex nut and washer included.



See our website: www.AutomationDirect.com
for complete engineering drawings

UL Part # Cross Reference

UL Part Number	ADC Part Number
BM-EN-1S	BM-ENX-1S-W
BM-EN-11	BM-ENX-11-W
BM-EN-12	BM-ENX-12-W
BM-EN-13	BM-ENX-13-W
BM-EN-14	BM-ENX-14-W
BM-EN-15	BM-ENX-15-W
BM-EN-16	BM-ENX-16-W
BM-EN-17	BM-ENX-17-W
BM-EN-2S	BM-ENX-2S-W
BM-EN-21	BM-ENX-21-W
BM-EN-22	BM-ENX-22-W
BM-EN-23	BM-ENX-23-W
BM-EN-24	BM-ENX-24-W
BM-EN-25	BM-ENX-25-W
BM-EN-26	BM-ENX-26-W
BM-EN-27	BM-ENX-27-W

bimed Standard Series Plastic PG Thread Cable Glands

Material

- Body: PA 6 (Polyamide 6)
- Cap: PA 6 (Polyamide 6)
- Seal: CR (Chloroprene Rubber)

Flammability

- V2 (According to UL 94)

Protection Class

- IP68 - 5 Bar [72.5 psi]

Operating Temperature

- Permanent: -20 to +100°C [-4 to +212°F]
- Intermittent: -30 to +150°C [-22 to +302°F]

Attachment Thread

- DIN 40430

Body

- Manufactured according to the requirements of EN 50262

Approvals

- UL Recognized or Listed File # E199260 *
- CSA File # 190896
- CE



***Note: To obtain the most current agency approval information, see the Agency Compliance & Certifications Checklist section on the specific part number's web page.**



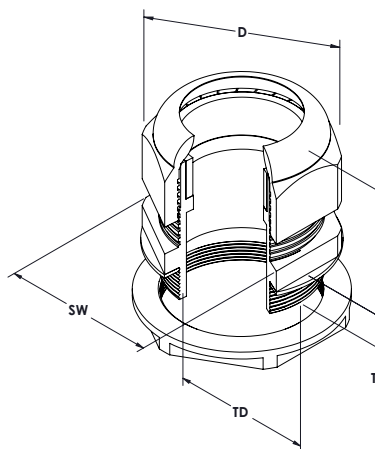
Plastic PG Thread Cable Glands

Light Gray	Price	Black	Price	Qty	Thread Size	Clamping Range mm [in]	Recommended Tightening Torque		Dimensions – mm [in]				
							N-m [lb-ft]	Tolerance	SW	TL	H	D	TD
BMX-11-W	\$3.00	BMX-21-W	\$3.00	5	PG7	3.0 - 6.5 [0.12 - 0.26]	2.0 [1.48]	±0.5 [±0.37]	15.0 [0.59]	8.0 [0.31]	23.0 [0.91]	17.2 [0.68]	12.4 [0.49]
BMX-12-W	\$3.00	BMX-22-W	\$3.00	5	PG9	4.0 - 8.0 [0.16 - 0.31]	2.5 [1.84]	±0.5 [±0.37]	19.0 [0.75]	8.0 [0.31]	26.5 [1.04]	21.9 [0.86]	15.1 [0.59]
BMX-13-W	\$3.00	BMX-23-W	\$3.00	5	PG11	5.0 - 10.0 [0.20 - 0.39]	2.5 [1.84]	±0.5 [±0.37]	22.0 [0.87]	8.0 [0.31]	22.0 [0.87]	25.2 [0.99]	18.5 [0.73]
BMX-14-W	\$4.25	BMX-24-W	\$4.25	5	PG13.5	6.0 - 12.0 [0.24 - 0.47]	5.0 [3.69]	±0.5 [±0.37]	24.0 [0.94]	10.0 [0.39]	29.5 [1.16]	27.7 [1.09]	20.3 [0.80]
BMX-15-W	\$5.00	BMX-25-W	\$5.00	5	PG16	10.0 - 14.0 [0.39 - 0.55]	5.5 [4.06]	±0.5 [±0.37]	27.0 [1.06]	10.0 [0.39]	32.5 [1.28]	31.0 [1.22]	22.5 [0.89]
BMX-16-W	\$6.00	BMX-26-W	\$5.50	5	PG21	13.0 - 18.0 [0.51 - 0.71]	5.5 [4.06]	±0.5 [±0.37]	33.0 [1.30]	11.0 [0.43]	35.0 [1.38]	37.2 [1.46]	28.1 [1.11]
BMX-17-W	\$12.50	BMX-27-W	\$12.50	5	PG29	18.0 - 25.0 [0.71 - 0.98]	7.5 [5.53]	±0.5 [±0.37]	42.0 [1.65]	11.0 [0.43]	42.0 [1.65]	47.2 [1.86]	37.0 [1.46]
BMX-18-W	\$25.00	BMX-28-W	\$25.00	2	PG36	22.0 - 32.0 [0.87 - 1.26]	15.0 [11.06]	±0.5 [±0.37]	53.0 [2.09]	13.0 [0.51]	52.0 [2.05]	60.0 [2.36]	46.8 [1.84]
BMX-19-W	\$17.00	BMX-29-W	\$17.00	2	PG42	30.0 - 38.0 [1.18 - 1.50]	18.0 [13.28]	±1.0 [±0.74]	60.0 [2.36]	13.0 [0.51]	54.5 [2.15]	67.7 [2.67]	54.0 [2.13]
BMX-20-W	\$17.50	BMX-30-W	\$17.50	2	PG48	34.0 - 44.0 [1.34 - 1.73]	20.0 [14.75]	±1.0 [±0.74]	65.0 [2.56]	14.0 [0.55]	54.5 [2.15]	72.2 [2.84]	59.0 [2.32]

Note: Hex nut and washer included.

UL Part # Cross Reference

UL Part Number	ADC Part Number	UL Part Number	ADC Part Number
BS-11	BMX-11-W	BS-21	BMX-21-W
BS-12	BMX-12-W	BS-22	BMX-22-W
BS-13	BMX-13-W	BS-23	BMX-23-W
BS-14	BMX-14-W	BS-24	BMX-24-W
BS-15	BMX-15-W	BS-25	BMX-25-W
BS-16	BMX-16-W	BS-26	BMX-26-W
BS-17	BMX-17-W	BS-27	BMX-27-W
BS-18	BMX-18-W	BS-28	BMX-28-W
BS-19	BMX-19-W	BS-29	BMX-29-W
BS-20	BMX-20-W	BS-30	BMX-30-W



See our website: www.AutomationDirect.com for complete Engineering drawings

bimed Standard Series Plastic NPT Thread Cable Glands

Material

- Body: PA 6 (Polyamide 6)
- Cap: PA 6 (Polyamide 6)
- Seal: CR (Chloroprene Rubber)

Flammability

- V2 (According to UL 94)

Protection Class

- IP68 - 5 Bar [72.5 psi]

Operating Temperature

- Permanent: -20 to +100°C [-4 to +212°F]
- Intermittent: -30 to +150°C [-22 to +302°F]

Attachment Thread

- ANSI B 1.20.1

Body

- Manufactured according to the requirements of EN 50262

Approvals

- UL Recognized or Listed File # E199260 *
- CSA File # 190896
- CE



*Note: To obtain the most current agency approval information, see the Agency Compliance & Certifications Checklist section on the specific part number's web page.



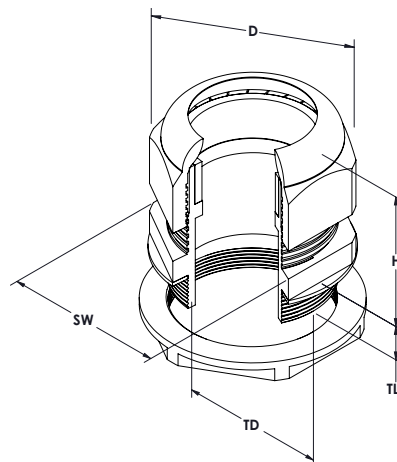
Plastic NPT Thread Cable Glands

Light Gray	Price	Black	Price	Qty	Thread Size	Clamping Range mm [in]	Recommended Tightening Torque		Dimensions mm [in]				
							N-m [lb-ft]	Tolerance	SW	TL	H	D	TD
<u>BSPAX-11-W</u>	\$5.50	<u>BSPAX-21-W</u>	\$5.50	5	NPT 3/8"	5.0 - 10.0 [0.20 - 0.39]	2.5 [1.84]	±0.5 [±0.37]	22.0 [0.87]	15.0 [0.59]	29.0 [1.14]	25.1 [0.99]	17.1 [0.67]
<u>BSPBX-12-W</u>	\$7.00	<u>BSPBX-22-W</u>	\$7.00	5	NPT 1/2"	6.0 - 12.0 [0.24 - 0.47]	4.0 [2.95]	±0.5 [±0.37]	23.9 [0.94]	15.0 [0.59]	30.5 [1.20]	27.7 [1.09]	21.3 [0.84]
<u>BSPCX-12-W</u>	\$9.25	<u>BSPCX-22-W</u>	\$9.25	5	NPT 1/2"	10.0 - 14.0 [0.39 - 0.55]	5.0 [3.69]	±0.5 [±0.37]	27.0 [1.06]	15.0 [0.59]	32.1 [1.26]	31.0 [1.22]	21.3 [0.84]
<u>BSPDX-13-W</u>	\$11.00	<u>BSPDX-23-W</u>	\$11.00	5	NPT 3/4"	13.0 - 18.0 [0.51 - 0.71]	5.5 [4.06]	±0.5 [±0.37]	33.0 [1.30]	15.0 [0.59]	35.4 [1.39]	37.2 [1.46]	26.7 [1.05]
<u>BSPX-14-W</u>	\$22.00	<u>BSPX-24-W</u>	\$22.00	5	NPT 1"	18.0 - 25.0 [0.71 - 0.98]	7.5 [5.53]	±0.5 [±0.37]	41.9 [1.65]	18.0 [0.71]	40.5 [1.59]	47.5 [1.87]	33.4 [1.31]

Note: Hex nut and washer included.

UL Part # Cross Reference

UL Part Number	ADC Part Number
BSPA-11	<u>BSPAX-11-W</u>
BSPB-12	<u>BSPBX-12-W</u>
BSPC-12	<u>BSPCX-12-W</u>
BSPD-13	<u>BSPDX-13-W</u>
BSP-14	<u>BSPX-14-W</u>
BSPA-21	<u>BSPAX-21-W</u>
BSPB-22	<u>BSPBX-22-W</u>
BSPC-22	<u>BSPCX-22-W</u>
BSPD-23	<u>BSPDX-23-W</u>
BSP-24	<u>BSPX-24-W</u>



See our website: www.AutomationDirect.com for complete Engineering drawings

bimed Protection Series Plastic Metric Thread Cable Glands

Material

- Body: PA 6 (Polyamide 6)
- Cap: PA 6 (Polyamide 6)
- Seal: CR (Chloroprene Rubber)
- Locknut: PA 6 (Polyamide 6), 30% glass fiber reinforced

Flammability

- V2 (According to UL 94)

Protection Class

- IP68 - 5 Bar [72.5 psi]

Operating Temperature

- Permanent: -20 to +100°C [-4 to +212°F]
- Intermittent: -30 to +150°C [-22 to +302°F]

Attachment Thread

- EN 60423

Body

- Manufactured according to the requirements of EN 50262

Approvals

- UL Recognized or Listed File # E199260 *
- CSA File # 190896
- CE



***Note: To obtain the most current agency approval information, see the Agency Compliance & Certifications Checklist section on the specific part number's web page.**



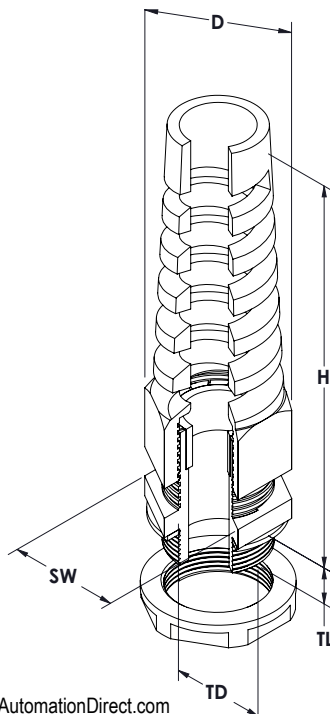
Cable Protection Series Plastic Metric Thread Strain Relief Cable Glands

Light Gray	Price	Black	Price	Qty	Thread Size	Clamping Range mm [in]	Recommended Tightening Torque		Dimensions mm [in]				
							N-m [lb-ft]	Tolerance	SW	TL	H	D	TD
<u>BMSPX-1S-W</u>	\$5.50	<u>BMSPX-2S-W</u>	\$5.50	5	M12 x 1.5 mm	3.0 - 6.5 [0.12 - 0.26]	2.0 [1.48]	±0.5 [±0.37]	15.0 [0.59]	8.0 [0.31]	56.0 [2.20]	17.1 [0.67]	12.0 [0.47]
<u>BMSPX-11-W</u>	\$6.00	<u>BMSPX-21-W</u>	\$6.00	5	M16 x 1.5 mm	5.0 - 10.0 [0.20 - 0.39]	2.5 [1.84]	±0.5 [±0.37]	22.0 [0.87]	10.0 [0.39]	81.5 [3.21]	25.0 [0.98]	16.0 [0.63]
<u>BMSPX-13-W</u>	\$11.00	<u>BMSPX-23-W</u>	\$11.00	5	M20 x 1.5 mm	10.0 - 14.0 [0.39 - 0.55]	5.5 [4.06]	±0.5 [±0.37]	27.0 [1.06]	10.0 [0.39]	106.5 [4.19]	30.8 [1.21]	20.0 [0.79]
<u>BMSPX-15-W</u>	\$15.00	<u>BMSPX-25-W</u>	\$14.50	5	M25 x 1.5 mm	13.0 - 18.0 [0.51 - 0.71]	8.0 [5.90]	±0.5 [±0.37]	33.0 [1.30]	10.0 [0.39]	117.0 [4.61]	37.8 [1.49]	25.0 [0.98]

Note: Hex nut and washer included.

UL Part # Cross Reference

UL Part Number	ADC Part Number
BMSP-1S	BMSPX-1S-W
BMSP-11	BMSPX-11-W
BMSP-13	BMSPX-13-W
BMSP-15	BMSPX-15-W
BMSP-2S	BMSPX-2S-W
BMSP-21	BMSPX-21-W
BMSP-23	BMSPX-23-W
BMSP-25	BMSPX-25-W



See our website: www.AutomationDirect.com
for complete Engineering drawings

bimed Protection Series Plastic PG Thread Cable Glands

Material

- Body: PA 6 (Polyamide 6)
- Cap: PA 6 (Polyamide 6)
- Seal: CR (Chloroprene Rubber)
- Locknut: PA 6 (Polyamide 6), 30% glass fiber reinforced

Flammability

- V2 (According to UL 94)

Protection Class

- IP68 - 5 Bar [72.5 psi]

Operating Temperature

- Permanent: -20 to +100°C [-4 to +212°F]
- Intermittent: -30 to +150°C [-22 to +302°F]

Attachment Thread

- EN 60423

Body

- Manufactured according to the requirements of EN 50262

Approvals

- UL Recognized or Listed File # E199260 *
- CSA File # 190896
- CE



***Note: To obtain the most current agency approval information, see the Agency Compliance & Certifications Checklist section on the specific part number's web page.**



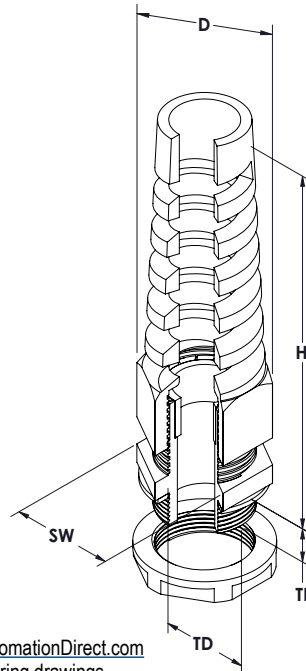
Cable Protection Series Plastic PG Thread Strain Relief Cable Glands

Light Gray	Price	Black	Price	Qty	Thread Size	Clamping Range mm [in]	Recommended Tightening Torque		Dimensions mm [in]				
							N-m [lb-ft]	Tolerance	SW	TL	H	D	TD
<u>BSSPX-11-W</u>	\$4.25	<u>BSSPX-21-W</u>	\$4.25	5	PG7	3.0 - 6.5 [0.12 - 0.26]	2.0 [1.48]	±0.5 [±0.37]	15.0 [0.59]	8.0 [0.31]	56.0 [2.20]	12.4 [0.49]	12.4 [0.49]
<u>BSSPX-12-W</u>	\$4.75	<u>BSSPX-22-W</u>	\$4.75	5	PG9	4.0 - 8.0 [0.16 - 0.31]	2.5 [1.84]	±0.5 [±0.37]	19.0 [0.75]	8.0 [0.31]	69.0 [2.72]	15.1 [0.59]	15.1 [0.59]
<u>BSSPX-13-W</u>	\$5.50	<u>BSSPX-23-W</u>	\$5.25	5	PG11	5.0 - 10.0 [0.20 - 0.39]	2.5 [1.84]	±0.5 [±0.37]	22.0 [0.87]	8.0 [0.31]	82.5 [3.25]	18.5 [0.73]	18.5 [0.73]
<u>BSSPX-14-W</u>	\$6.00	<u>BSSPX-24-W</u>	\$6.00	5	PG13.5	6.0 - 12.0 [0.24 - 0.47]	5.0 [3.69]	±0.5 [±0.37]	24.0 [0.94]	9.0 [0.35]	94.0 [3.70]	27.8 [1.09]	20.3 [0.80]
<u>BSSPX-15-W</u>	\$10.00	<u>BSSPX-25-W</u>	\$10.00	5	PG16	10.0 - 14.0 [0.39 - 0.55]	5.5 [4.06]	±0.5 [±0.37]	27.0 [1.06]	10.0 [0.39]	106.0 [4.17]	31.1 [1.22]	22.5 [0.89]
<u>BSSPX-16-W</u>	\$13.00	<u>BSSPX-26-W</u>	\$13.00	5	PG21	13.0 - 18.0 [0.51 - 0.71]	5.5 [4.06]	±0.5 [±0.37]	33.0 [1.30]	11.0 [0.43]	117.0 [4.61]	37.8 [1.49]	28.1 [1.11]

Note: Hex nut and washer included.

UL Part # Cross Reference

UL Part Number	ADC Part Number
BSSP-11	<u>BSSPX-11-W</u>
BSSP-12	<u>BSSPX-12-W</u>
BSSP-13	<u>BSSPX-13-W</u>
BSSP-14	<u>BSSPX-14-W</u>
BSSP-15	<u>BSSPX-15-W</u>
BSSP-16	<u>BSSPX-16-W</u>
BSSP-21	<u>BSSPX-11-W</u>
BSSP-22	<u>BSSPX-12-W</u>
BSSP-23	<u>BSSPX-13-W</u>
BSSP-24	<u>BSSPX-14-W</u>
BSSP-25	<u>BSSPX-15-W</u>
BSSP-26	<u>BSSPX-16-W</u>



See our website: www.AutomationDirect.com
for complete Engineering drawings

bimed Protection Series Plastic NPT Thread Cable Glands

Material

- Body: PA 6 (Polyamide 6)
- Cap: PA 6 (Polyamide 6)
- Seal: CR (Chloroprene Rubber)
- Locknut: PA 6 (Polyamide 6), 30% glass fiber reinforced

Flammability

- V2 (According to UL 94)

Protection Class

- IP68 - 5 Bar [72.5 psi]

Operating Temperature

- Permanent: -20 to +100°C [-4 to +212°F]
- Intermittent: -30 to +150°C [-22 to +302°F]

Attachment Thread

- ANSI B 1.20.1

Body

- Manufactured according to the requirements of EN 50262

Approvals

- Recognized or Listed File # E199260 *
- CSA File # 190896
- CE



*Note: To obtain the most current agency approval information, see the Agency Compliance & Certifications Checklist section on the specific part number's web page.



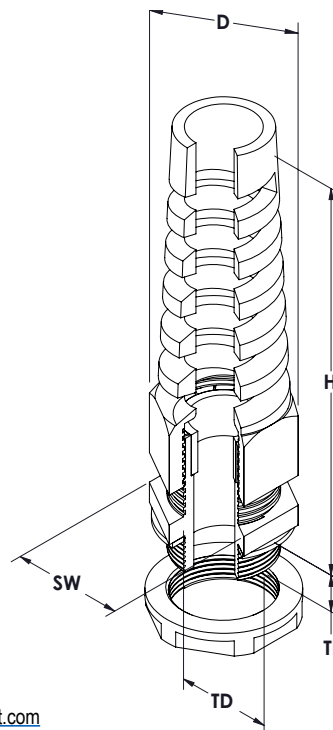
Cable Protection Series Plastic NPT Thread Cable Glands

Light Gray	Price	Black	Price	Qty	Thread Size	Clamping Range mm [in]	Recommended Tightening Torque		Dimensions mm [in]				
							N-m [lb-ft]	Tolerance	SW	TL	H	D	TD
<u>BNSPAX-11-W</u>	\$7.00	<u>BNSPAX-21-W</u>	\$7.00	5	NPT 3/8"	5.0 - 10.0 [0.20 - 0.39]	2.5 [1.84]	±0.5 [±0.37]	22.0 [0.87]	15.0 [0.59]	80.4 [3.17]	25.3 [1.00]	17.1 [0.67]
<u>BNSPBX-12-W</u>	\$10.00	<u>BNSPBX-22-W</u>	\$10.00	5	NPT 1/2"	6.0 - 12.0 [0.24 - 0.47]	4.0 [2.95]	±0.5 [±0.37]	24.0 [0.94]	15.0 [0.59]	94.7 [3.73]	27.6 [1.09]	21.3 [0.84]
<u>BNSPDX-13-W</u>	\$15.00	<u>BNSPDX-23-W</u>	\$15.00	5	NPT 3/4"	13.0 - 18.0 [0.51 - 0.71]	5.5 [4.06]	±0.5 [±0.37]	33.0 [1.30]	15.0 [0.59]	117.4 [4.62]	37.8 [1.49]	26.1 [1.03]

Note: Hex nut and washer included.

UL Part # Cross Reference

UL Part Number	ADC Part Number
BNSPA-11	<u>BNSPAX-11-W</u>
BNSPB-12	<u>BNSPBX-12-W</u>
BNSPD-13	<u>BNSPDX-13-W</u>
BNSPA-21	<u>BNSPAX-21-W</u>
BNSPB-22	<u>BNSPBX-22-W</u>
BNSPD-23	<u>BNSPDX-23-W</u>



See our website: www.AutomationDirect.com
for complete Engineering drawings

bimed Brass Metric Thread Cable Glands

Material

- Body: Brass nickel-plated
- Cap: Brass nickel-plated
- Seal: CR (Chloroprene Rubber)
- Clamp insert: PA 6 (Polyamide 6)
- O-ring: NBR

Flammability

- V2 (According to UL 94)

Protection Class

- IP68 - 5 Bar (72.5 psi)

Operating Temperature

- Permanent: -20 to +100°C [-4 to +212°F]
- Intermittent: -40 to +150°C [-40 to +302°F]

Attachment Thread

- EN 60423

Body

- Manufactured according to the requirements of EN 50262

Approvals

- UL Recognized or Listed File # E199260 *
- CSA File # 190896
- CE



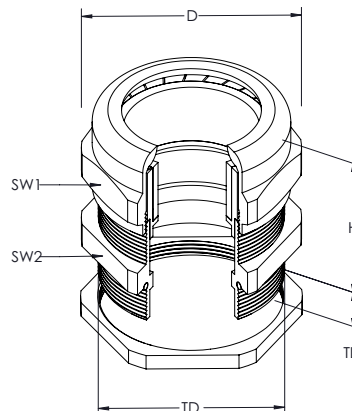
***Note: To obtain the most current agency approval information, see the Agency Compliance & Certifications Checklist section on the specific part number's web page.**



Brass Metric Thread Cable Glands												
Part Number	Price	Qty	Thread Size	Clamping Range mm [in]	Recommended Tightening Torque		Dimensions mm [in]					
					N·m [lb·ft]	Tolerance	SW1	SW2	TL	H	D	TD
BMBCX-ES	\$13.00	5	M12 x 1.5 mm	3.0 - 6.5 [0.12 - 0.26]	5.0 [3.69]	±0.5 [±0.37]	14.0 [0.55]	14.0 [0.55]	6.0 [0.24]	21.5 [0.85]	15.5 [0.61]	12.0 [0.47]
BMBCX-E1	\$16.50	5	M16 x 1.5 mm	5.0 - 10.0 [0.20 - 0.39]	9.0 [6.64]	±0.5 [±0.37]	17.0 [0.67]	18.0 [0.71]	7.0 [0.28]	23.0 [0.91]	18.9 [0.74]	16.0 [0.63]
BMBCX-E2	\$23.00	5	M20 x 1.5 mm	6.0 - 12.0 [0.24 - 0.47]	11.0 [8.11]	±1.0 [±0.74]	22.0 [0.87]	22.0 [0.87]	8.0 [0.31]	25.0 [0.98]	26.8 [1.06]	20.0 [0.79]
BMBCX-E3	\$26.50	5	M25 x 1.5 mm	11.0 - 17.0 [0.43 - 0.67]	14.0 [10.33]	±1.0 [±0.74]	24.0 [0.94]	27.0 [1.06]	8.0 [0.31]	28.0 [1.10]	26.8 [1.06]	25.0 [0.98]
BMBCX-E4	\$43.50	5	M32 x 1.5 mm	15.0 - 21.0 [0.59 - 0.86]	15.0 [11.06]	±1.0 [±0.74]	30.0 [1.18]	34.0 [1.34]	9.0 [0.35]	33.0 [1.30]	37.5 [1.48]	32.0 [1.26]
BMBCX-E5	\$28.50	2	M40 x 1.5 mm	19.0 - 28.0 [0.74 - 1.10]	17.0 [12.54]	±1.0 [±0.74]	40.0 [1.57]	43.0 [1.69]	9.0 [0.35]	38.0 [1.50]	48.5 [1.91]	40.0 [1.57]
BMBCX-E6	\$52.00	2	M50 x 1.5 mm	27.0 - 38.0 [1.06 - 1.50]	30.0 [22.13]	±1.5 [±1.11]	50.0 [1.97]	55.0 [2.17]	9.0 [0.35]	48.0 [1.89]	61.0 [2.40]	50.0 [1.97]
BMBCX-E7	\$96.00	2	M63 x 1.5 mm	34.0 - 44.0 [1.34 - 1.73]	55.0 [40.57]	±2.0 [±1.48]	64.0 [2.52]	68.0 [2.68]	14.0 [0.55]	54.0 [2.13]	75.0 [2.95]	63.0 [2.48]

Note: Hex nut and washer included.

UL Part # Cross Reference	
UL Part Number	ADC Part Number
BMBC-ES	BMBCX-ES
BMBC-E1	BMBCX-E1
BMBC-E2	BMBCX-E2
BMBC-E3	BMBCX-E3
BMBC-E4	BMBCX-E4
BMBC-E5	BMBCX-E5
BMBC-E6	BMBCX-E6
BMBC-E7	BMBCX-E7



See our website: www.AutomationDirect.com
for complete Engineering drawings

bimed Brass PG Thread Cable Glands

Material

- Body: Brass nickel-plated
- Cap: Brass nickel-plated
- Seal: CR (Chloroprene Rubber)
- Clamp insert: PA 6 (Polyamide 6)
- O-ring: NBR

Flammability

- V2 (According to UL 94)

Protection Class

- IP68 - 5 Bar (72.5 psi)

Operating Temperature

- Permanent: -20 to +100°C [-4 to +212°F]
- Intermittent: -40 to +150°C [-40 to +302°F]

Attachment Thread

- DIN 40430

Body

- Manufactured according to the requirements of EN 50262

Approvals

- UL Recognized or Listed File # E199260 *
- CSA File # 190896
- CE



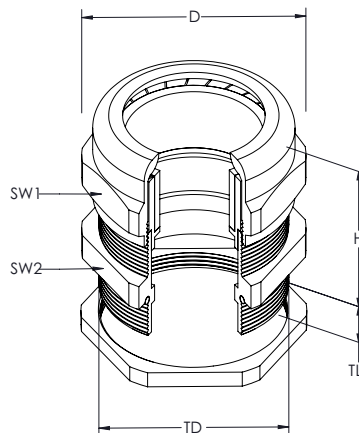
***Note: To obtain the most current agency approval information, see the Agency Compliance & Certifications Checklist section on the specific part number's web page.**



Brass PG Thread Cable Glands												
Part Number	Price	Qty	Thread Size	Clamping Range mm [in]	Recommended Tightening Torque		Dimensions mm [in]					
					N·m [lb·ft]	Tolerance	SW1	SW2	TL	H	D	TD
BSBCX-01	\$13.00	5	PG7	3.0 - 6.5 [0.12 - 0.26]	5.0 [3.69]	±0.5 [±0.37]	14.0 [0.55]	14.0 [0.55]	6.0 [0.24]	22.0 [0.87]	15.5 [0.61]	12.5 [0.49]
BSBCX-02	\$14.50	5	PG9	4.0 - 8.0 [0.16 - 0.31]	5.5 [4.06]	±0.5 [±0.37]	17.0 [0.67]	17.0 [0.67]	6.0 [0.24]	23.5 [0.93]	18.9 [0.74]	15.2 [0.60]
BSBCX-03	\$17.50	5	PG11	5.0 - 10.0 [0.20 - 0.39]	7.0 [5.16]	±0.5 [±0.37]	20.0 [0.79]	20.0 [0.79]	6.0 [0.24]	26.0 [1.02]	22.0 [0.87]	18.6 [0.73]
BSBCX-04	\$20.50	5	PG13.5	6.0 - 12.0 [0.24 - 0.47]	8.0 [5.90]	±1.0 [±0.74]	22.0 [0.87]	22.0 [0.87]	6.5 [0.26]	24.5 [0.96]	24.5 [0.96]	20.4 [0.80]
BSBCX-05	\$23.00	5	PG16	10.0 - 14.0 [0.39 - 0.55]	11.0 [8.11]	±1.0 [±0.74]	24.0 [0.94]	24.0 [0.94]	6.5 [0.26]	28.0 [1.10]	26.8 [1.06]	22.5 [0.89]
BSBCX-06	\$36.50	5	PG21	13.0 - 18.0 [0.51 - 0.71]	17.0 [12.54]	±1.0 [±0.74]	30.0 [1.18]	30.0 [1.18]	7.2 [0.28]	32.5 [1.28]	33.0 [1.30]	28.3 [1.11]
BSBCX-07	\$59.00	5	PG29	18.0 - 25.0 [0.71 - 0.98]	22.0 [16.23]	±1.0 [±0.74]	40.0 [1.57]	40.0 [1.57]	8.0 [0.31]	38.5 [1.52]	44.5 [1.75]	37.0 [1.46]
BSBCX-08	\$43.50	2	PG36	22.0 - 32.0 [0.87 - 1.26]	40.0 [29.50]	±1.5 [±1.11]	50.0 [1.97]	50.0 [1.97]	9.0 [0.35]	48.0 [1.89]	55.5 [2.19]	47.0 [1.85]
BSBCX-09	\$70.00	1	PG42	30.0 - 38.0 [1.18 - 1.50]	45.0 [33.19]	±2.0 [±1.48]	58.0 [2.28]	58.0 [2.28]	12.0 [0.47]	48.5 [1.91]	64.0 [2.51]	54.0 [2.13]
BSBCX-10	\$92.00	1	PG48	34.0 - 44.0 [1.34 - 1.73]	50.0 [36.88]	±2.0 [±1.48]	64.0 [2.52]	64.0 [2.52]	14.0 [0.55]	53.0 [2.09]	70.0 [2.76]	59.3 [2.33]

Note: Hex nut and washer included.

UL Part # Cross Reference	
UL Part Number	ADC Part Number
BSBC-01	BSBCX-01
BSBC-02	BSBCX-02
BSBC-03	BSBCX-03
BSBC-04	BSBCX-04
BSBC-05	BSBCX-05
BSBC-06	BSBCX-06
BSBC-07	BSBCX-07
BSBC-08	BSBCX-08
BSBC-09	BSBCX-09
BSBC-10	BSBCX-10



See our website: www.AutomationDirect.com
for complete Engineering drawings

bimed Brass NPT Thread Cable Glands

Material

- Body: Brass nickel-plated
- Cap: Brass nickel-plated
- Seal: CR (Chloroprene Rubber)
- Clamp insert: PA 6 (Polyamide 6)
- O-ring: NBR

Flammability

- V2 (According to UL 94)

Protection Class

- IP68 - 5 Bar [72.5 psi]

Operating Temperature

- Permanent: -20 to +100°C [-4 to +212°F]
- Intermittent: -40 to +150°C [-40 to +302°F]

Attachment Thread

- ANSI B 1.20.1

Body

- Manufactured according to the requirements of EN 50262

Approvals

- UL Recognized or Listed File # E199260 *
- CSA File # 190896
- CE



***Note: To obtain the most current agency approval information, see the Agency Compliance & Certifications Checklist section on the specific part number's web page.**



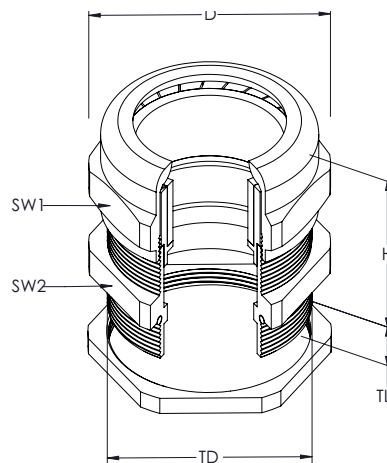
Brass NPT Thread Cable Glands

Part Number	Price	Qty	Thread Size	Clamping Range mm [in]	Recommended Tightening Torque		Dimensions mm [in]					
					N·m [lb·ft]	Tolerance	SW1	SW2	TL	H	D	TD
BNBCX-01	\$25.50	5	NPT 3/8"	4.0 - 8.0 [0.16 - 0.31]	6.5 [4.79]	±0.5 [±0.37]	17.0 [0.67]	19.0 [0.75]	11.5 [0.45]	23.0 [0.91]	21.0 [0.83]	16.8 [0.66]
BNBCX-02	\$31.00	5	NPT 1/2"	6.0 - 12.0 [0.24 - 0.47]	17.5 [12.91]	±0.5 [±0.37]	22.0 [0.87]	22.0 [0.87]	13.0 [0.51]	25.5 [1.00]	24.5 [0.96]	20.9 [0.82]
BNBCX-03	\$51.00	5	NPT 3/4"	13.0 - 18.0 [0.51 - 0.71]	18.0 [13.28]	±0.5 [±0.37]	30.0 [1.18]	30.0 [1.18]	13.0 [0.51]	35.5 [1.40]	33.0 [1.30]	26.2 [1.03]
BNBCX-04	\$106.00	5	NPT 1"	18.0 - 25.0 [0.71 - 0.98]	40.0 [29.50]	±1.0 [±0.74]	40.0 [1.57]	40.0 [1.57]	13.0 [0.51]	43.0 [1.69]	44.5 [1.75]	32.8 [1.29]

Note: Hex nut and washer included.

UL Part # Cross Reference

UL Part Number	ADC Part Number
BNBC-01	BNBCX-01
BNBC-02	BNBCX-02
BNBC-03	BNBCX-03
BNBC-04	BNBCX-04



See our website: www.AutomationDirect.com
for complete Engineering drawings

bimed

Cable Glands Replacement Hex Nuts

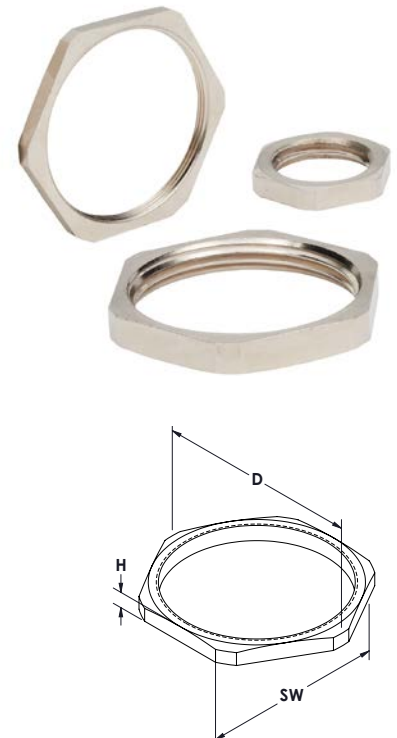
Replacement Hex Nuts for Plastic Cable Glands

Type	Light Gray	Price	Black	Price	Qty	Thread Size	Dimensions – mm [in]		
							SW	D	H
Metric	<u>BML-1S</u>	\$2.00	<u>BML-2S</u>	\$2.00	5	M12 x 1.5 mm	18.0 [0.71]	19.5 [0.77]	5.0 [0.20]
	<u>BML-11</u>	\$2.00	<u>BML-21</u>	\$2.00	5	M16 x 1.5 mm	22.0 [0.87]	24.2 [0.95]	5.0 [0.20]
	<u>BML-12</u>	\$2.00	<u>BML-22</u>	\$2.00	5	M20 x 1.5 mm	26.0 [1.02]	28.6 [1.13]	6.0 [0.24]
	<u>BML-13</u>	\$2.00	<u>BML-23</u>	\$2.00	5	M25 x 1.5 mm	32.0 [1.26]	35.0 [1.38]	6.0 [0.24]
	<u>BML-14</u>	\$2.00	<u>BML-24</u>	\$2.00	5	M32 x 1.5 mm	41.0 [1.61]	46.1 [1.81]	7.0 [0.28]
	<u>BML-15</u>	\$2.00	<u>BML-25</u>	\$2.00	2	M40 x 1.5 mm	50.0 [1.97]	55.3 [2.18]	7.0 [0.28]
	<u>BML-16</u>	\$2.00	<u>BML-26</u>	\$2.00	2	M50 x 1.5 mm	60.0 [2.36]	66.1 [2.60]	8.0 [0.31]
	<u>BML-17</u>	\$2.50	<u>BML-27</u>	\$2.50	2	M63 x 1.5 mm	75.0 [2.95]	82.5 [3.25]	8.0 [0.31]
PG	<u>BL-11</u>	\$2.00	<u>BL-21</u>	\$2.00	5	PG 7	19.0 [0.75]	21.0 [0.83]	5.0 [0.20]
	<u>BL-12</u>	\$2.00	<u>BL-22</u>	\$2.00	5	PG 9	22.0 [0.87]	24.0 [0.94]	5.0 [0.20]
	<u>BL-13</u>	\$2.00	<u>BL-23</u>	\$2.00	5	PG11	24.0 [0.94]	26.0 [1.02]	5.0 [0.20]
	<u>BL-14</u>	\$2.00	<u>BL-24</u>	\$2.00	5	PG13.5	27.0 [1.06]	29.0 [1.14]	6.0 [0.24]
	<u>BL-15</u>	\$2.00	<u>BL-25</u>	\$2.00	5	PG16	30.0 [1.18]	33.0 [1.30]	6.0 [0.24]
	<u>BL-16</u>	\$2.00	<u>BL-26</u>	\$2.00	5	PG21	36.0 [1.42]	39.0 [1.54]	7.0 [0.28]
	<u>BL-17</u>	\$2.00	<u>BL-27</u>	\$2.00	5	PG29	46.0 [1.81]	50.0 [1.97]	7.0 [0.28]
	<u>BL-18</u>	\$2.00	<u>BL-28</u>	\$2.00	2	PG36	60.0 [2.36]	66.0 [2.60]	8.0 [0.31]
	<u>BL-19</u>	\$2.25	<u>BL-29</u>	\$2.25	2	PG42	65.0 [2.56]	73.0 [2.87]	8.0 [0.31]
	<u>BL-20</u>	\$2.50	<u>BL-30</u>	\$2.50	2	PG48	70.0 [2.78]	78.0 [3.07]	8.0 [0.31]
NPT	<u>BPL-11</u>	\$2.00	<u>BPL-21</u>	\$2.00	5	NPT 3/8"	22.0 [0.87]	25.0 [0.98]	7.0 [0.28]
	<u>BPL-12</u>	\$2.00	<u>BPL-22</u>	\$2.00	5	NPT 1/2"	27.0 [1.06]	30.5 [1.20]	7.0 [0.28]
	<u>BPL-13</u>	\$2.50	<u>BPL-23</u>	\$2.50	5	NPT 3/4"	33.0 [1.30]	37.5 [1.48]	7.0 [0.28]
	<u>BPL-14</u>	\$4.75	<u>BPL-24</u>	\$4.75	5	NPT 1"	41.0 [1.61]	46.5 [1.83]	7.0 [0.28]



Replacement Hex Nuts for Brass Cable Glands

Type	Part Number	Price	Qty	Thread Size	Dimensions – mm [in]		
					SW	D	H
Metric	<u>BMBL-01</u>	\$2.25	5	M12 x 1.5 mm	15.0 [0.59]	16.6 [0.65]	2.8 [0.11]
	<u>BMBL-02</u>	\$2.75	5	M16 x 1.5 mm	19.0 [0.75]	21.0 [0.83]	3.0 [0.12]
	<u>BMBL-03</u>	\$3.75	5	M20 x 1.5 mm	24.0 [0.94]	26.5 [1.04]	3.5 [0.14]
	<u>BMBL-04</u>	\$4.75	5	M25 x 1.5 mm	30.0 [1.18]	33.0 [1.30]	4.0 [0.16]
	<u>BMBL-05</u>	\$6.00	5	M32 x 1.5 mm	36.0 [1.42]	39.5 [1.56]	5.0 [0.20]
	<u>BMBL-06</u>	\$5.25	2	M40 x 1.5 mm	46.0 [1.81]	51.0 [2.01]	5.0 [0.20]
	<u>BMBL-07</u>	\$13.00	2	M50 x 1.5 mm	60.0 [2.36]	66.0 [2.60]	5.0 [0.20]
	<u>BMBL-08</u>	\$14.50	2	M63 x 1.5 mm	70.0 [2.76]	77.0 [3.03]	6.0 [0.24]
PG	<u>BSL-01</u>	\$2.25	5	PG 7	15.0 [0.59]	16.6 [0.65]	2.8 [0.11]
	<u>BSL-02</u>	\$2.25	5	PG 9	18.0 [0.71]	20.0 [0.79]	2.8 [0.11]
	<u>BSL-03</u>	\$2.25	5	PG11	21.0 [0.83]	23.5 [0.93]	3.0 [0.12]
	<u>BSL-04</u>	\$2.75	5	PG13.5	23.0 [0.91]	25.5 [1.00]	3.0 [0.12]
	<u>BSL-05</u>	\$2.75	5	PG16	26.0 [1.02]	29.0 [1.14]	3.0 [0.12]
	<u>BSL-06</u>	\$5.25	5	PG21	32.0 [1.26]	35.5 [1.40]	3.5 [0.14]
	<u>BSL-07</u>	\$3.00	2	PG29	41.0 [1.61]	45.0 [1.77]	4.0 [0.16]
	<u>BSL-08</u>	\$4.75	2	PG36	51.0 [2.01]	56.0 [2.20]	5.0 [0.20]
	<u>BSL-09</u>	\$3.00	1	PG42	60.0 [2.36]	66.0 [2.60]	5.0 [0.20]
	<u>BSL-10</u>	\$4.25	1	PG48	64.0 [2.52]	70.5 [2.78]	5.5 [0.22]
NPT	<u>BNLN-01</u>	\$6.50	5	NPT 3/8"	24.0 [0.94]	26.5 [1.04]	5.0 [0.20]
	<u>BNLN-02</u>	\$8.25	5	NPT 1/2"	24.0 [0.94]	26.5 [1.04]	5.0 [0.20]
	<u>BNLN-03</u>	\$11.50	5	NPT 3/4"	34.0 [1.34]	37.5 [1.48]	6.0 [0.24]
	<u>BNLN-04</u>	\$13.00	5	NPT 1"	42.0 [1.65]	46.4 [1.83]	6.0 [0.24]



See our website: www.AutomationDirect.com
for complete Engineering drawings