



Compact Thumbwheel Thermostats

Applications

Normally Closed (N.C.)

Normally Closed thermostats have a red adjustment thumbwheel and contacts that open when the air temperature rises above the setpoint. Uses may include regulating heaters or switching signal devices when temperature falls below the setpoint value.



011159-00 and 011150-00

Normally Open (N.O.)

Normally Open thermostats have a blue adjustment thumbwheel and contacts that close when the air temperature rises above the setpoint. Uses may include regulating cooling devices (heat exchangers, filter fans, or vortex coolers, etc) or for include switching signal devices when temperature rises above the maximum setpoint.



011169-00 and 011160-00

Features

- Compact design
- Adjustable thumbwheel setting
- DIN rail mounting
- SPST regulator with small hysteresis
- Housing design ensures optimized circulation around sensor element



Compact Thumbwheel Thermostats Specifications	
Switching Difference	7°F [4K]
Switching Tolerance	±5.4°F [±3K]
Sensor Element	Thermostatic bimetal
Contact Type	Snap-action contact
Contact Resistance	<10 mΩ
Service Life	>100,000 cycles
Max. Switching Capacity	15A resistive / 2A inductive @ 120 VAC 10A resistive / 2A inductive @ 250 VAC DC 30W (24-72 VDC)
Max. Inrush Current	AC 16A for 10 sec.
Minimum Load	20mA (all voltages)
Connection	2-pole terminal, 1 Nm max. clamping torque 14 AWG [2.5 mm ²] max. solid wire or stranded wire with wire end ferrule
Housing	Plastic, UL 94V-0, light gray
Mounting	Clip for 35mm DIN rail, EN 60715
Mounting Position	Vertical
Operating / Storage Temperature	-49 to 176°F [-45 to 80°C]
Weight	1.8 oz [50 g]
Protection Type	IP20
Approvals	Recognized File No. E164102, CE, VDE, EAC, RoHS 2 compliant

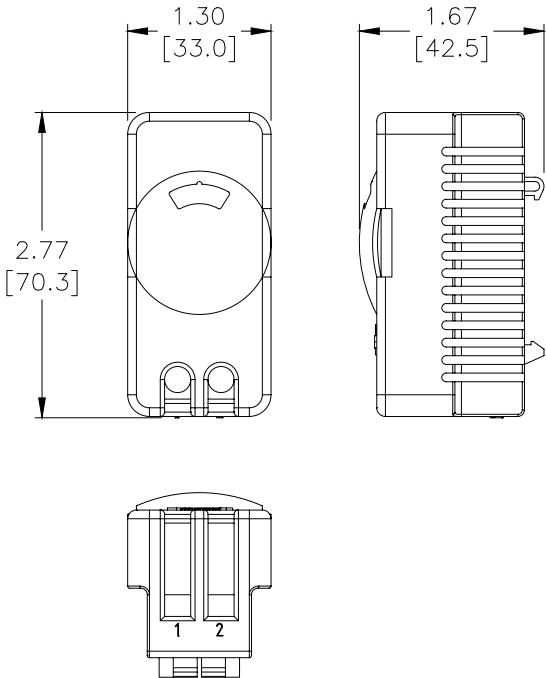
Compact Thumbwheel Thermostats			
Part Number	Price	Contact	Setting Range
011159-00	\$20.50	N.C.	32 to 140°F
011150-00	\$20.50		0 to 60°C
011169-00	\$20.50	N.O.	32 to 140°F
011160-00	\$20.50		0 to 60°C



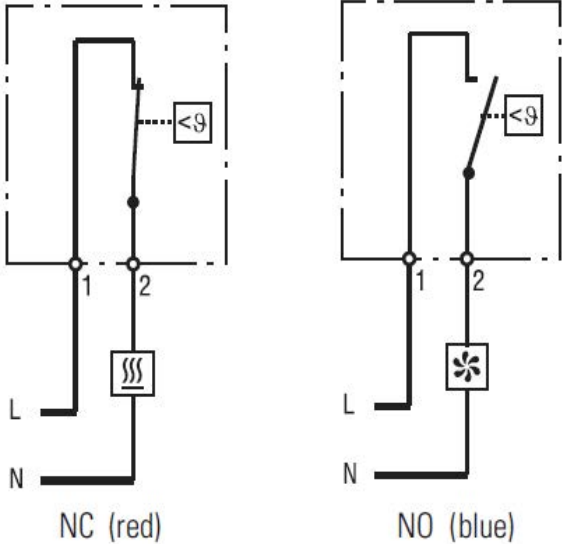
Compact Thumbwheel Thermostats

Dimensions

Inches [mm]



Wiring Diagram



Please see our website www.AutomationDirect.com for complete engineering drawings.



Small Adjustable Thermostats

Applications

Normally Closed (N.C.)

Normally Closed adjustable thermostats have a red adjustment dial and contacts that open when the air temperature rises above the setpoint. Uses may include regulating heaters or switching signal devices when temperature falls below the setpoint value.

Normally Open (N.O.)

Normally Open adjustable thermostats have a blue adjustment dial and contacts that close when the air temperature rises above the setpoint. Uses may include regulating cooling devices (heat exchangers, filter fans vortex coolers, etc), or switching signal devices when temperature rises above the setpoint value.

Features


- Compact design
- Wide adjustment range
- Color coded temperature dials
- DIN rail mounting



011409-00, 011469-00,
011420-00, and 011570-00



011419-00, 011479-00
and 011580-00



Small Adjustable Thermostats	
Switching Difference	12.6°F [7K]
Switching Tolerance	±7°F [±4K]
Sensor Element	Thermostatic bimetal
Contact Type	Snap-action contact
Contact Resistance	<10 mΩ
Service Life	>100,000 cycles
Max. Switching Capacity	15A resistive / 2A inductive @ 120VAC 10A resistive / 2A inductive @ 250VAC DC 30W (24-72 VDC)
Max. Inrush Current	AC 16A for 10 sec.
Minimum Load	20 mA (all voltages)
Connection	2-pole terminal, 0.5 Nm max. clamping torque 14 AWG [2.5 mm ²] max. solid wire 16 AWG [1.5 mm ²] max. stranded wire with wire end ferrule
Housing	Plastic, UL 94V-0, light gray
Mounting	Clip for 35mm DIN rail, EN 60715
Mounting Position	Vertical
Operating / Storage Temperature	-49 to 176°F [-45 to 80°C]
Weight	0.09 lb [40 g]
Protection Type	IP20
Approvals	CE, CSA, VDE, EAC, UL Recognized File No. E164102, RoHS 2 compliant

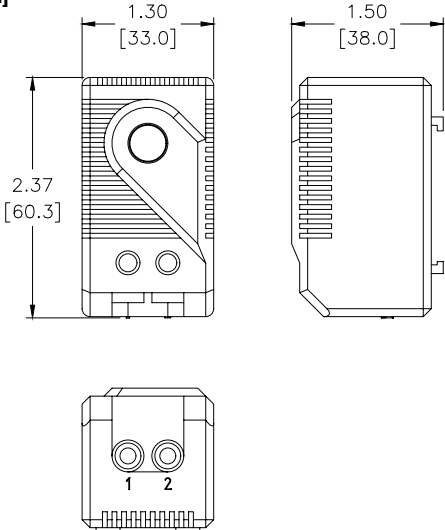
Small Adjustable Thermostats			
Part Number	Price	Contact	Setting Range
011409-00	\$15.25	N.C.	32 to 140°F
011469-00	\$15.25		0 to 60°C
011420-00	\$15.25		-10 to 50°C
011570-00	\$15.25		-15 to 45°C
011419-00	\$15.25	N.O.	32 to 140°F
011479-00	\$15.25		0 to 60°C
011580-00	\$15.25		20 to 80°C



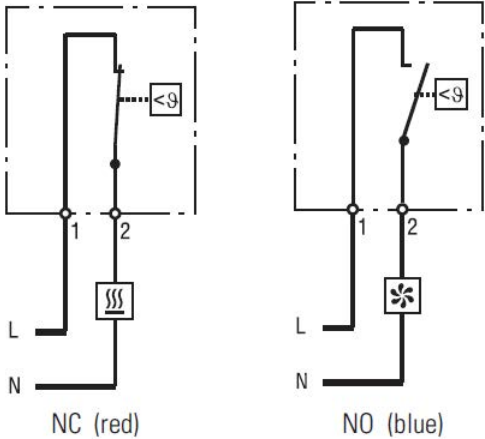
Small Adjustable Thermostats

Dimensions

Inches [mm]



Wiring Diagrams



Please see our website www.AutomationDirect.com for complete engineering drawings.



Dual Adjustable Thermostats

Applications

This unit houses two separate thermostats, allowing independent control of heating, cooling or other equipment.

above the setpoint. N.O. thermostats are used for regulating cooling devices (heat exchangers, filter fans, vortex coolers, etc) or for switching signal devices when the temperature rises above the setpoint temperature.



011720-01



011760-00

Normally Closed (N.C.)

Normally Closed (N.C.) thermostats have a red adjustment dial and contacts that open when the air temperature rises above the setpoint. N.C. thermostats are used for regulating heaters or for switching signal devices when the temperature falls below the setpoint temperature.

Normally Open (N.O.)

Normally Open (N.O.) thermostats have a blue adjustment dial and contacts that close when the air temperature rises

Features

- N.C. and N.O. in one unit
- Compact design
- Separate adjustable temperatures
- Color coded temperature dials
- DIN rail mounting



Dual Adjustable Thermostats Specifications	
Switching Difference	12.6°F [7K]
Switching Tolerance	±7°F [± 4K]
Sensor Element	Thermostatic bimetal
Contact Type	Snap-action contact
Contact Resistance	<10 mΩ
Service Life	>100,000 cycles
Max. Switching Capacity	NC: 10A resistive / 2A inductive @ 250VAC NO: 5A resistive / 2A inductive @ 250VAC 15 resistive / 2A inductive @ 120VAC DC 30W (24-72 VDC)
Max. Inrush Current	AC 16A for 10 sec.
Minimum Load	20mA (all voltages)
Connection	4-pole terminal, 0.5 Nm max. clamping torque; 14 AWG [2.5 mm ²] max. solid wire 16 AWG [1.5 mm ²] max. stranded wire with wire end ferrule
Housing	Plastic, UL 94V-0, light gray
Mounting	Clip for 35mm DIN rail, EN 60715
Mounting Position	Vertical
Operating / Storage Temperature	-49 to 176°F [-45 to 80°C]
Weight	0.2 lb [90 g]
Protection Type	IP20
Approvals	CE, CSA, VDE, EAC, UL Recognized File No. E164102, RoHS 2 compliant

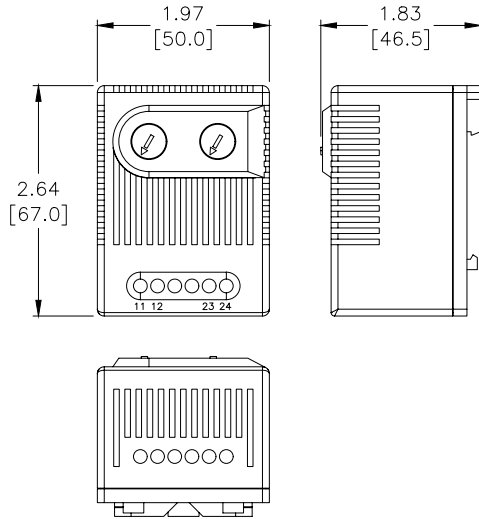
Dual Adjustable Thermostats					
Part Number	Price	Left Contact	Setting Range	Right Contact	Setting Range
011720-00	\$30.25	N.C.	0 to 60°C	N.O.	0 to 60°C
011720-01	\$30.25		32 to 140°F		32 to 140°F
011750-00	\$30.25		-10 to 50°C		20 to 80°C
011750-01	\$30.25		14 to 122°F		68 to 176°F
011760-00	\$30.25	N.O.	0 to 60°C		0 to 60°C
011760-01	\$30.25		32 to 140°F		32 to 140°F



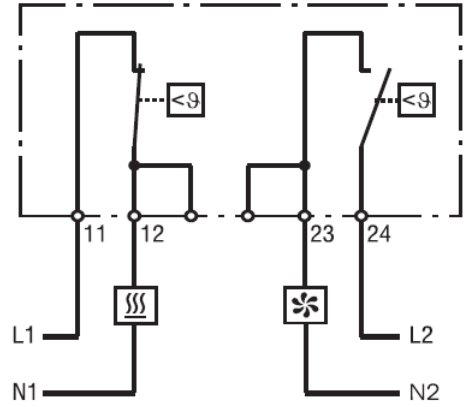
Dual Adjustable Thermostats

Dimensions

Inches [mm]



Wiring Diagram



Please see our website www.AutomationDirect.com for complete engineering drawings.



Mechanical Thermostats

Applications

The STEGO mechanical thermostat is used for controlling heating and cooling equipment, filter fans or signal devices where a higher degree of sensing accuracy is required. An integrated resistor (RF) can be connected to improve the switch temperature difference (see Option note). The thermostat registers the surrounding air and can switch both inductive and resistive loads via snap-action contact.



Features

- Compact design
- Adjustable setting dial
- DIN rail mounting
- High switching capacity



Mechanical Thermostats			
Part Number	Price	Operating* Voltage	Setting Range
011700-00	\$30.50	230VAC	5 to 60°C
011700-01	\$30.50		40 to 140°F
011709-00	\$30.50	120VAC	40 to 140°F
011709-01	\$30.50		5 to 60°C

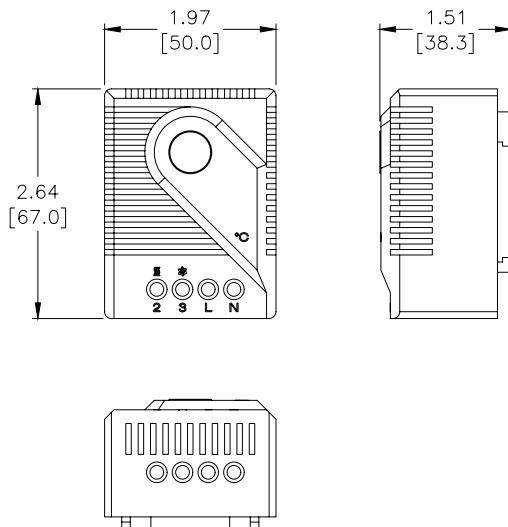
*Note: *Voltage only needs to be specified if the optional use of the RF register is desired.*

Mechanical Thermostats Specifications	
Switching Difference	9°F [5K]
Switching Tolerance	-5.4/+3.6°F [-3/+2°K]
Sensor Element	Thermostatic bimetal
Contact Type	SPDT / change-over contact
Contact Resistance	<10 mΩ
Service Life	>100,000 cycles
Max. Switching Capacity, NC	10A resistive / 4A inductive @ 120VAC 10A resistive / 4A inductive @ 250VAC DC 30W (24-72 VDC)
Max. Switching Capacity, NO	5A resistive / 2A inductive @ 120VAC; 5A resistive / 2A inductive @ 250VAC; DC 30W (24-72 VDC)
Connection	4-pole terminal, 0.5 Nm max. wire or clamping torque 14 AWG [2.5 mm ²] max. solid wire or stranded wire with wire end ferrule
Housing	Plastic, UL 94V-0, light gray
Mounting	Clip for 35mm DIN rail, EN 60715
Mounting Position	Vertical
Operating / Storage Temperature	-49 to 149°F [-45 to 65°C]
Weight	1.8 oz [50 g]
Protection Type	IP20
Approvals	Recognized File No. E164102, CE, EAC, RoHS 2 compliant

Notes: If the Normally Closed contact is used, the switch temperature difference could be reduced by connecting terminal "N" (RF heating resistor). It causes the thermal feedback, which is subject to surrounding conditions and thus has to be determined for each application.

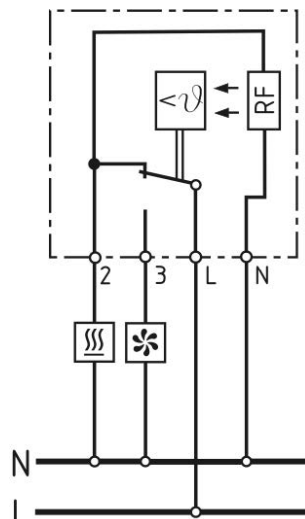
Dimensions

Inches [mm]



Please see our website www.AutomationDirect.com for complete engineering drawings.

Wiring Diagram





Electronic Thermostats

Applications

- Used for regulating high-performance DC 24V equipment.
- Heating or cooling equipment, and signal devices can be switched via the SPDT (change-over) contact.

Features

- Compact design
- Adjustable setting dial
- DIN rail mounting
- Low hysteresis
- Wide adjustment range



011900-00

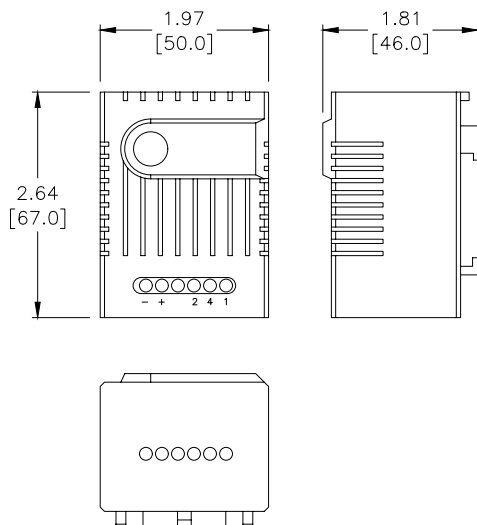


Electronic Thermostat			
Part Number	Price	Operating Voltage	Setting Range
011900-00	\$41.00	DC 24V (DC 20-28V)	0 to 60°C
011900-01	\$41.00		32 to 140°F

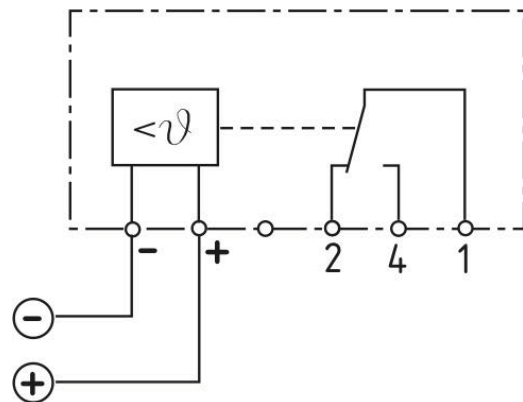
Electronic Thermostats Specifications	
Switching Difference	5.4°F [3K]
Switching Tolerance	±1.8°F [±1K]
Sensor Element	PTC
Contact Type	SPDT / change-over contact
Service Life	>100,000 cycles
Max. Switching Capacity	16A @ DC 28V
Max. Inrush Current	DC 16A
Connection	5-pole terminal, 0.5 Nm max. clamping torque 14 AWG [2.5 mm ²] max. solid wire 16 AWG [1.5 mm ²] max. stranded wire with wire end ferrule
Housing	Plastic, UL 94V-0, light gray
Mounting	Clip for 35mm DIN rail, EN 60715
Mounting Position	Vertical
Operating / Storage Temperature	14 to 140°F [-10 to 60°C] / -49 to 176°F [-45 to 80°C]
Operating / Storage Humidity	Max 95% RH (non-condensing)
Weight	2.4 oz [70 g]
Protection Type	IP20
Approvals	CE, EAC, RoHS 2 compliant

Dimensions

Inches [mm]



Wiring Diagram



Please see our website www.AutomationDirect.com for complete engineering drawings.