



SCHMERSAL 335 Series Metal Body Limit Switches

Features

- 9 Models available
- 90-degree adjustable head. Levers are adjustable to any angle on the operating shaft
- Aluminum enclosure
- Fully assembled out of box
- Snap-action with constant contact pressure up to switching point
- M20 x 1.5 to 1/2" NPT conduit adapter
- Contact patterns similar to those of leading competitors

Schmersal 335 Series Metal Body Limit Switches								
Part Number	Price	Actuator Type	Snap Action Contacts	Travel to Operate Contacts	Total Travel	Actuating Force (min)	Switch Travel Diagram	Drawing Link *
ZS-335-11Z	\$50.00	metal plunger	(1) N.O./ (1) N.C.	0.8 in [2.0 mm]	0.24 in [6mm]	106.2 lb-in [12 N•m]	Diagram 1	PDF
ZR-335-11Z	\$52.00	metal plunger with plastic roller	(1) N.O./ (1) N.C.					PDF
Z4VH-335-02Z	\$69.00	side rotary lever with plastic roller	(2) N.C.	19°	80°	2.3 lb-in [0.26 N•m]	Diagram 2	PDF
Z4VH-335-11Z	\$69.00		(1) N.O./ (1) N.C.	24°			Diagram 3	PDF
Z1K-335-11Z	\$63.00	one-way horizontal lever with plastic roller	(1) N.O./ (1) N.C.	0.82 in [2.1 mm]	0.25 in [6.3 mm]	106.2 lb-in [12 N•m]	Diagram 4	PDF
Z4V7H-335-02Z	\$69.00	side rotary adjustable lever with plastic roller	(2) N.C.	19°	80°	1.33 lb-in [0.15 N•m]	Diagram 5	PDF
Z4V7H-335-11Z	\$69.00		(1) N.O./ (1) N.C.	24°			Diagram 6	PDF
Z4V10H-335-02Z	\$69.00	side rotary adjustable 6mm plastic rod	(2) N.C.	19°	80°	1.33 lb-in [0.15 N•m]	Diagram 5	PDF
Z4V10H-335-11Z	\$69.00		(1) N.O./ (1) N.C.	24°			Diagram 6	PDF

* Weights are included on the drawing



ZS-335-11Z



ZR-335-11Z



Z4VH-335-02Z



Z1K-335-11Z



Z4V7H-335-02Z



Z4V10H-335-02Z



SCHMERSAL 335/336 Series Travel Diagrams

Switch Travel Diagrams

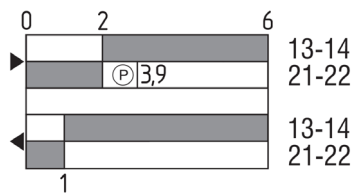


Diagram 1

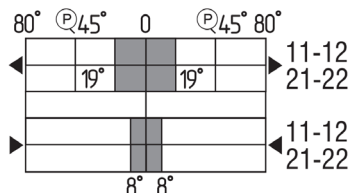


Diagram 2

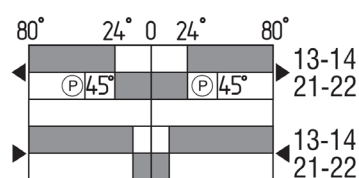


Diagram 3

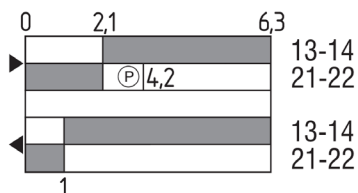


Diagram 4

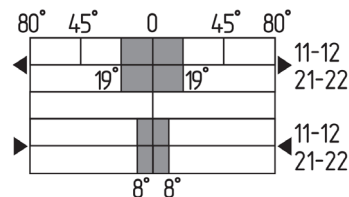


Diagram 5

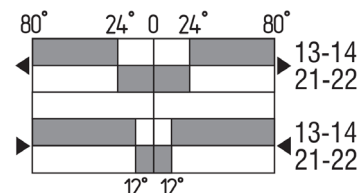


Diagram 6

Contact Travel Diagrams

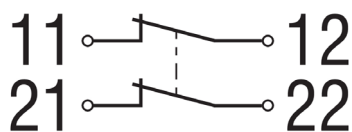


Diagram 1

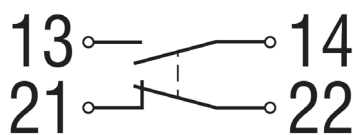


Diagram 2



SCHMERSAL 335/336 Series Specifications

Schmersal 335/336 Series Specifications		
Series	335	336
Environmental		
Degree of Protection	IP67	
Temperature Range	-30 to 80°C (-22 to 176°F)	
Mechanical Ratings		
Body Footprint (Without Actuator Head)	40.5 mm x 38mm x 66.5 mm	
Mechanical Life	30 Million Operations	
Conduit Entrance	M20 x 1.5, each unit comes with a 1/2 in NPT adapter	
Enclosure Material	Aluminum	Plastic, Glass-fiber reinforced thermoplastic, self-extinguishing
Contact Blocks Rating		
Rated Impulse Withstand Voltage	6 kV	
Electrical Ratings	AC	AC-15 - 4A @ 230VAC Continuous: 10A @ 230VAC Required rated short-circuit current to EN60947-5-1 : 1,000A
	DC	DC-13 - 4A @ 24VDC
Maximum Switching Frequency	5,000 operations per hour, Switchover time: Max 2ms, Bounce Duration, in accordance with actuating speed	
Contact Type	Change-over contact with double break, type 1 N.C. or 2 N.C. contacts, with galvanically separated contact bridges: snap-action, N.C. contacts with positive break	
Wiring Connections	AWG #14 through AWG #18 Wire	
Torque Requirements	Wiring Terminals: 7.1 in-lb (0.8 N•m)	
Safety Data		
General	02Z Series - Safety Function, Yes: Number of Safety Contacts: 2 11Z Series - Safety Function, Yes: Number of Safety Contacts 1, Number of Aux Contacts 1	
Safety Appraisal	Standards: ISO 13849-1, Mission Time 20 Year(s) Safety Outputs: B10d Normally-closed contact (N.C.), 20,000,000 Operations	
Agency Approvals	cULus E57648 all versions. All units are CE and Reach Compliant Standards: IEC 60947-5-1 : 2010, ISO 13849-1, BG-GS-ET-15	