

WAGO Splicing Connectors

Splicing Connectors 221 Series LEVER-NUTS®

Overview

The 221 series LEVER-NUTS® adds a lever to WAGO's CAGE CLAMP® technology allowing for easy opening and closing of the cage clamp. This allows you to quickly and easily connect all conductor types of different cross sections using two-, three-, and five-wire connectors. The 221 series connectors accommodate solid, stranded and fine-stranded conductors in two variants from 12-24AWG and 10-20AWG. You can open WAGO's splicing connectors easily and quickly. Opening the levers on the 221 series requires little effort. This means you can connect conductors quickly without any tools! While connecting the conductor, recessed handles on the sides ensure a secure grip on the connector.

Inline Splicing Connectors 221 Series LEVER-NUTS®

The 221 series inline splicing connector combines all the trusted advantages of the 221 series splicing connectors into a slim design. Offering unsurpassed simplicity, speed and reliability, the 221 series provides universal conductor connections – with lever technology that eliminates tools – while offering a visibly secure conductor contact.

CAGE CLAMP® Technology

As the world leader in spring pressure connection technology, WAGO offers the perfect connection system to meet your specific needs. As early as 1951, WAGO implemented the concept of using spring pressure instead of screws to connect conductors. With the invention of the CAGE CLAMP®, WAGO set new standards and are continually expanding and optimizing.

Features

- More compact, user friendly, and can handle 20A or 30A currents
- Available in 2-, 3-, and 5-wire connectors
- Copper conductors only
- Lever technology eliminates tool use
- With the transparent body, it is easy to inspect the strip length and verify the conductor is completely inserted
- You can mix solid and stranded wire types
- Built-in test points
- 2-year warranty



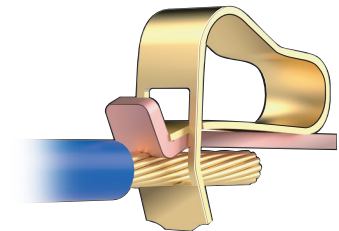
Features

- Has all the advantages of the 221 series - compact and can handle up to 20 Amps
- Transparent body makes it easy to inspect the strip length and verify the conductor is completely inserted
- You can mix solid and stranded wire types
- 2-year warranty



Features

- Shorter wiring times reducing labor costs
- Faster commissioning, reducing upfront costs
- Maintenance-free spring pressure connection technology: Greater system uptime and equipment reliability
- Rugged design: can also be used in harsh environments – anywhere in the world
- 2-year warranty



WAGO Splicing Connectors

Splicing Connectors 221 Series LEVER-NUTS®



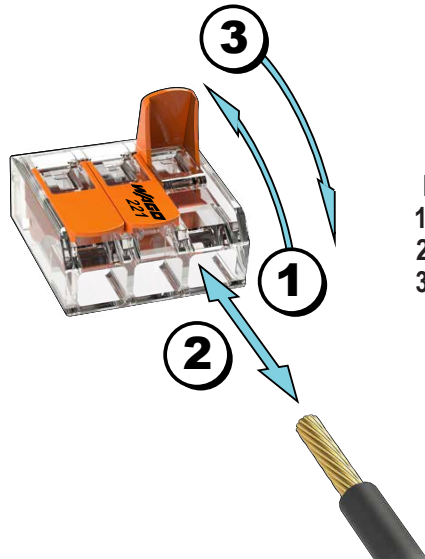
221-412

Splicing Connectors 221 Series LEVER-NUTS®								
Part Number	Qty	Price	Wire Range	Number of Openings	Number of Commons	Strip Length	Wiring Direction	Drawing Link
20 Amp Models								
221-412	100	\$29.00	0.2- 4mm ² [24-12 AWG] (Solid/Stranded)	2	1	11mm [0.43in]	Side-Entry	PDF
221-413	50	\$18.00		3				PDF
221-415	25	\$14.00		5				PDF
221-2401	60	\$22.00	0.2-4mm ² [20-12 AWG] Solid 0.2-2.5mm ² [18-12 AWG] Stranded	2			In-Line	PDF
30 Amp Models								
221-612	50	\$27.00	0.5 - 6mm ² [20-10 AWG] (Solid/Stranded)	2	1	12 - 14mm [0.47-0.55 in]	Side-Entry	PDF
221-613	30	\$19.00		3				PDF
221-615	15	\$16.00		5				PDF

Splicing Connectors Specifications 221 Series LEVER-NUTS®							
Part Number	221-412	221-413	221-415	221-2401	221-612	221-613	221-615
UL Rated Voltage (per UL 486C)	600V						
UL Rated Current (per UL 486C)	20A			30A			
IEC Rated Voltage (per EN 60664)	450V						
IEC Rated Current (per EN 60664)	32A			41A			
Temperature Range	Surrounding air temperature: 85°C [-40 to 185°F] / Continuous air temperature: 105°C [-40 to 221°F]						
Connection Technology	CAGE CLAMP®						
Connector Conductor Material	Copper						
Housing Material	Polycarbonate(PC)						
Color - Body	Transparent						
Color - Actuator	Orange						
Flammability Class (per UL94)	V2						
Weight	1.7g	2.5g	4g	2.4g	3g	4g	7.1g
CE Conformity	CE (EN 60947-1 / EN 60947-7-1)						
Approvals	cULus E69654 / E201573						

WAGO Splicing Connectors

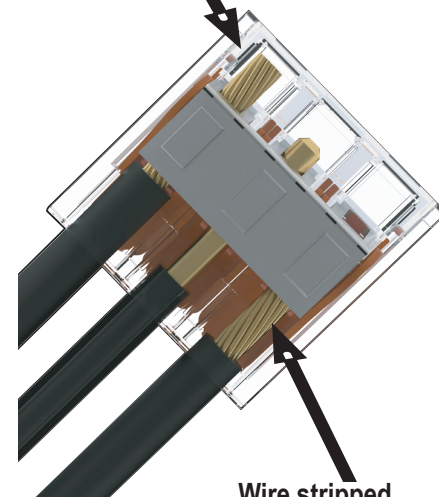
Splicing Connectors 221 Series LEVER-NUTS®



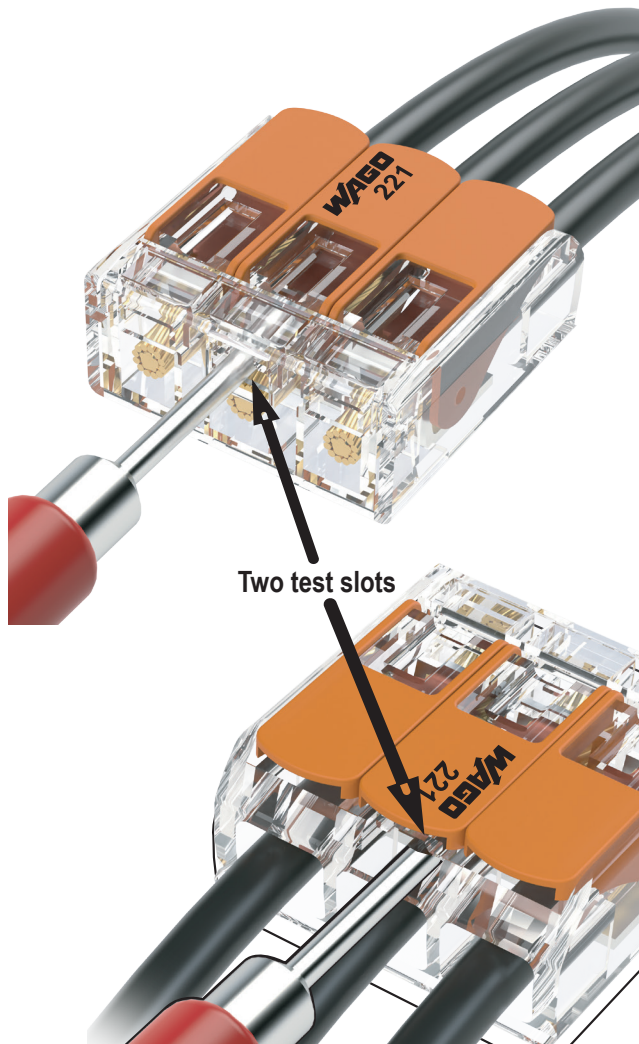
Easy to use
1. Open lever
2. Insert wire
3. Close lever

With the transparent body, it is easy to inspect the strip length and verify the conductor is completely inserted.

Wire inserted properly



Wire stripped properly



Two test slots

Easily combine various types and sizes of wires: solid, stranded, and flexible.

221-4 series is rated for 20A with a wire range of 24-12 AWG

221-6 series is rated for 30A with a wire range of 20-10 AWG

