



Selecting a Dold Trapped Key Gate Set

▶ STEP 1

Select the required gate set type for your application: Standard or solenoid locking.



▶ STEP 2

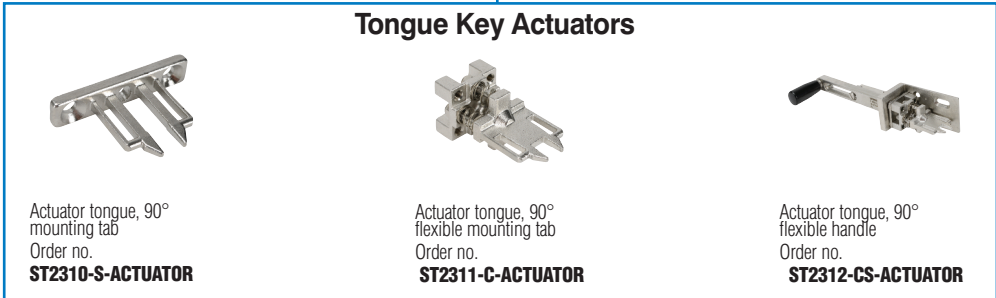
Select the required number of gates for your set (1-5). Note: Selecting a larger set than needed can compromise the safety integrity of the system. (See Dold Trapped Key Interlock Gate Sets.)

SX Series
 SX-1GATE-SET
 SX-2GATE-SET
 SX-3GATE-SET
 SX-4GATE-SET
 SX-5GATE-SET

ZRH Series
 ZRH-1GATE-SET
 ZRH-2GATE-SET
 ZRH-3GATE-SET
 ZRH-4GATE-SET
 ZRH-5GATE-SET


▶ STEP 3

Select the required number of tongue key actuators to match the number of gates in your application. Select one tongue key actuator per gate. (See Tongue Key Lock Actuators.)



▶ STEP 4

Select the optional accessories for your application. (See Dold Trapped Key Accessories.)



▶ STEP 5

Select a mounting plate for your application. (See Dold Trapped Key Mounting Plates.)

