

Nitra Pneumatic Stainless Steel Round Body Air Cylinders

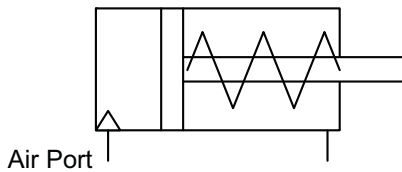
The NITRA Pneumatics A-Series non-repairable stainless steel round body cylinders includes bore sizes from 7/16" to 2" and stroke lengths from 1/2" to 18" to meet a broad range of applications. These high quality cylinders are constructed with stainless steel bodies and double rolled-in high strength aluminum end caps with full flow ports. To minimize friction the inside of the cylinder body is polished to a mirror finish and all cylinders are factory lubricated for optimum performance and long, reliable life. The high strength aluminum alloy piston is securely threaded and sealed to a piston rod that is ground and roller burnished 303 stainless steel (7/16" and 9/16" bores) or ground and polished high strength steel (3/4" – 2" bores) with roll-formed threads for exceptional strength. Low friction wear compensating Buna N U-cup rod and piston seals, sintered bronze rod guide bushing (except 7/16" and 9/16" bores), and end caps with slots all combine for smooth breakaway even at low pressures.

Features

- Interchangeable with other common brands of round body cylinders
- Available bore sizes: 7/16", 9/16", 3/4", 7/8", 1-1/16", 1-1/4", 1-1/2", 2"
- Excellent selection of stroke lengths
- Single-acting (spring return) and double-acting models
- Nose, pivot and double-end mounting options
- Type 304 stainless steel body with high-strength aluminum alloy end caps
- Factory lubricated for long, maintenance-free operation
- 250 psi operating pressure
- Models available with magnetic piston for position indication
- All models are available for same-day shipment
- Made in the USA

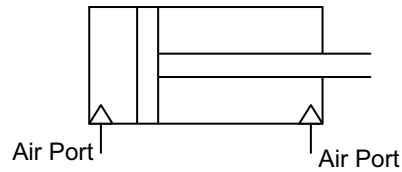
Operation

Single-acting cylinders with spring return have one compressed air port to extend the rod in the "push" direction. The internal spring retracts in the "pull" direction.



*Single-Acting Cylinder with Spring Return
(Force in Push Direction)*

Double-acting cylinders have two compressed air ports. One of the ports will extend the rod in the "push" direction and the other port will retract the rod in the "pull" direction.



*Double-Acting Cylinder
(Force in Push and Pull Direction)*

Mounting Options



Nose mount uses one AMB bracket and one AN nut.



Pivot mount uses one APB or one APBP bracket.



Double end mount uses two AMB brackets and two AN nuts.



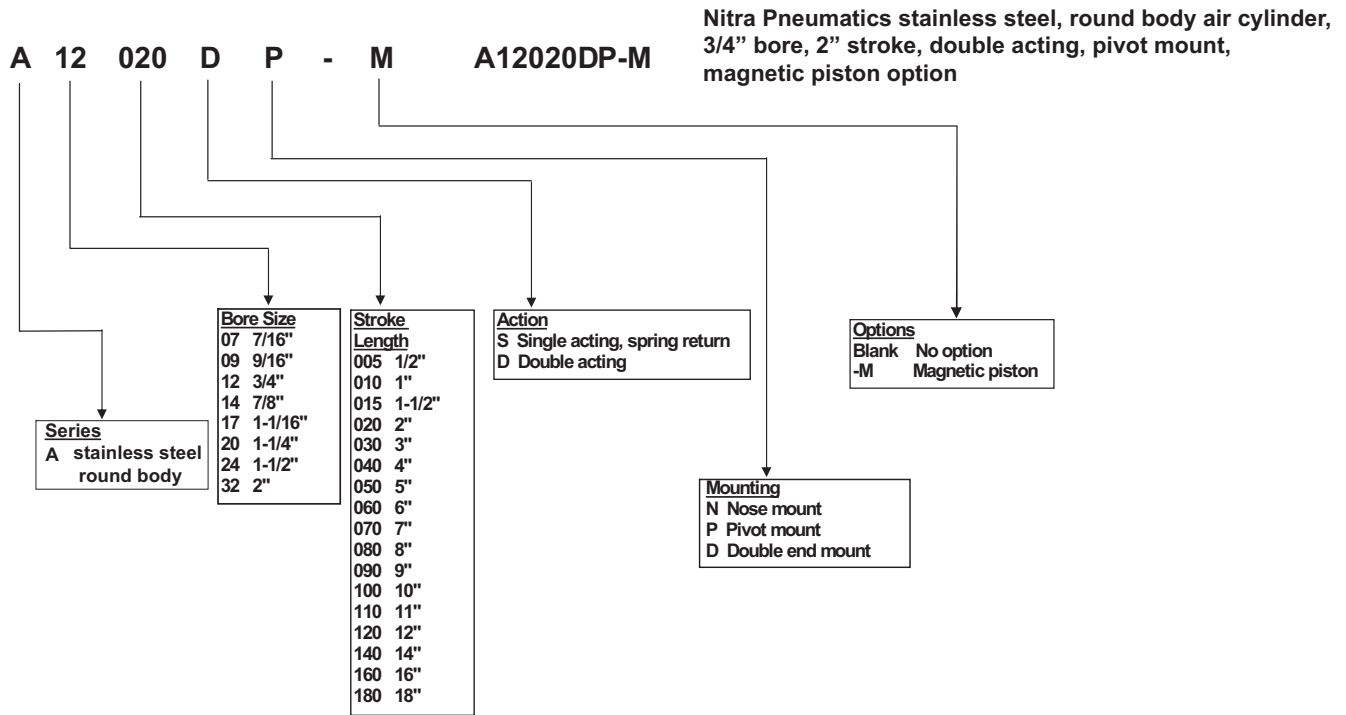
Pneumatic Cylinders - A-Series

Part Numbering Information

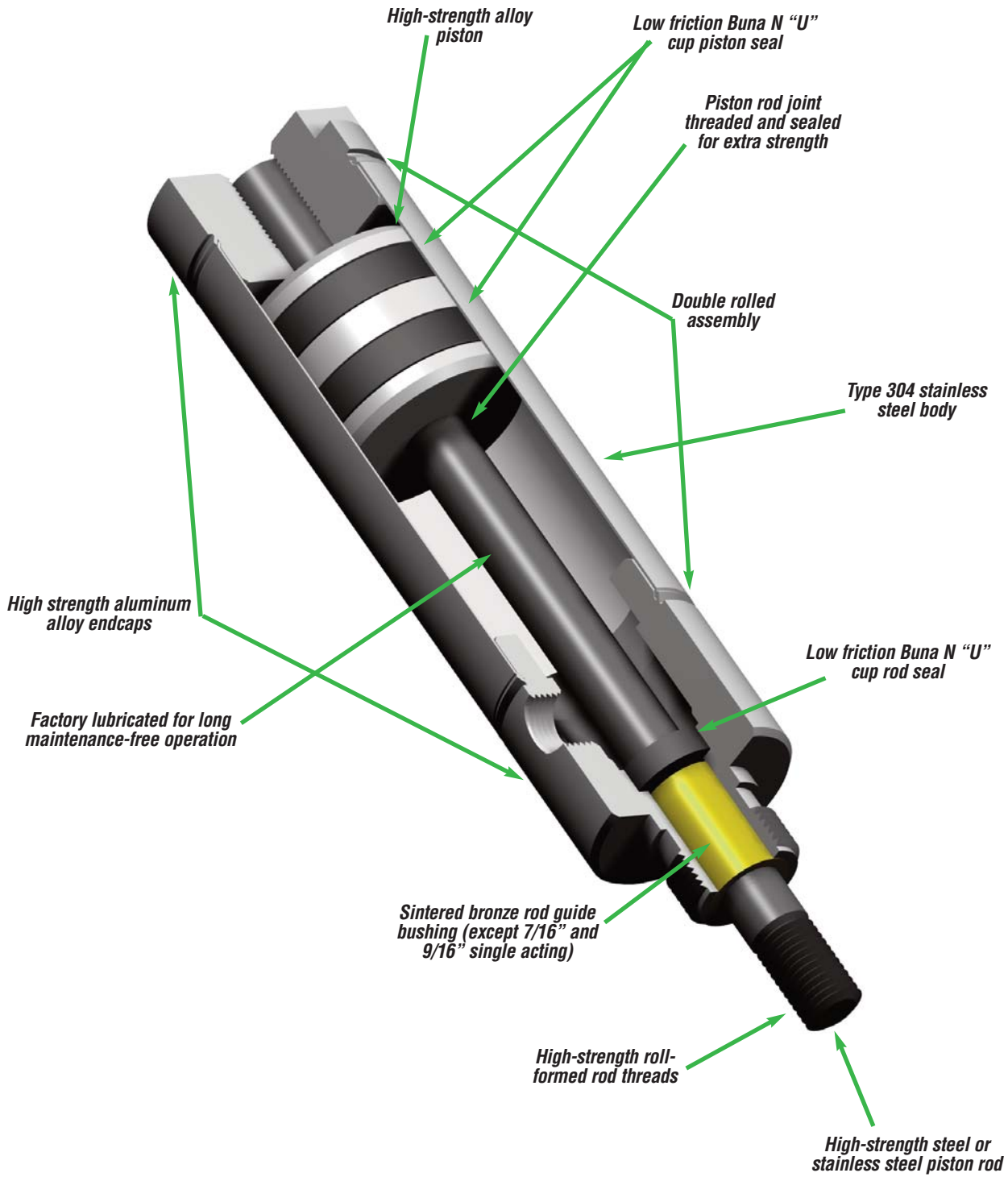


Part A12020DP-M shown

NITRA Pneumatics Cylinder Part Number Nomenclature



Cylinder Features



Made in the USA



Company Info.

PLCs

Field I/O

Software

C-more & other HMI

AC Drives

AC Motors

Power Transmiss.

Steppers/ Servos

Motor Controls

Proximity Sensors

Photo Sensors

Limit Switches

Encoders

Current Sensors

Pressure Sensors

Temp. Sensors

Pushbuttons/ Lights

Process

Relays/ Timers

Comm.

Terminal Blocks & Wiring

Power

Circuit Protection

Enclosures

Tools

Pneumatics

Appendix

Part Index