



Mini Patch Cables

Features and General Specifications

- Oil-resistant yellow PVC body and cable jacket
- Copper alloy contacts with gold plating
- Nickel-plated brass nut coupling
- Non-wicking, non-hygroscopic, UL style STOW
- Bare copper conductors, PVC insulated
- Temperature: -40 to 105°C (-40 to 221°F)
- IP67 protection rating when connected
- Approvals: UL File E328610, CE
- Made in the USA



Mini Size 1 Male to Female Patch Cables

Face View of Male	Face View of Female	# of Poles	Wire Rating	Length m [ft]	Type	Part Number	Price
		3	16AWG 600V 13A	2 [6.56]	Male (Female Threads) to Female (Female Threads)	ZP-S1-3MFP-2M	\$10o#:
				4 [13.12]		ZP-S1-3MFP-4M	\$;10o!:
				6 [19.69]		ZP-S1-3MFP-6M	\$10o?:
				10 [32.81]		ZP-S1-3MFP-10M	\$10o_:
		4	16AWG 600V 10A	2 [6.56]	Male (Female Threads) to Female (Female Threads)	ZP-S1-4MFP-2M	\$10p8:
				4 [13.12]		ZP-S1-4MFP-4M	\$10p9:
				6 [19.69]		ZP-S1-4MFP-6M	\$10pa:
				10 [32.81]		ZP-S1-4MFP-10M	\$10p7:
		4	18AWG 300V 5.5 A	2 [6.56]	Male (Male Threads) to Female (Female Threads)	ZP-S1C-4MFPX-2M	\$10q4:
				4 [13.12]		ZP-S1C-4MFPX-4M	\$10q5:
				6 [19.69]		ZP-S1C-4MFPX-6M	\$10q6:
				10 [32.81]		ZP-S1C-4MFPX-10M	\$10q3:
		5	16AWG 600V 8A	2 [6.56]	Male (Female Threads) to Female (Female Threads)	ZP-S1-5MFP-2M	\$10pk:
				4 [13.12]		ZP-S1-5MFP-4M	\$-10pl:
				6 [19.69]		ZP-S1-5MFP-6M	\$010pn:
				10 [32.81]		ZP-S1-5MFP-10M	\$-010pj:
		6	16AWG 600V 8A	2 [6.56]	Male (Female Threads) to Female (Female Threads)	ZP-S1-6MFP-2M	\$10pz:
				4 [13.12]		ZP-S1-6MFP-4M	\$;10pj:
				6 [19.69]		ZP-S1-6MFP-6M	\$;010p[:
				10 [32.81]		ZP-S1-6MFP-10M	\$010py:

STOW cords are ideal for usage in flex applications in harsh environments where high degree of oil resistance and extended service life are in great demand. Typical applications are portable tools, motors, sound equipment, portable lights and similar equipment.

S = Service or Hard Service Cord

T = Thermoplastic (PVC)

O = Oil Resistant Jacket

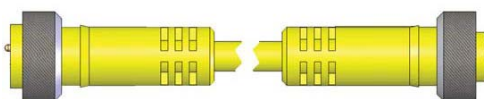
W = Weather and Water Resistance

Dimensions

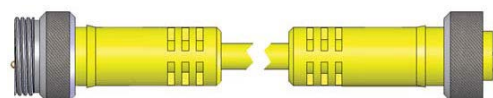
mm [in]

Note: Tightening torque 44 lb·in (5.0 N·m) coupling nut.

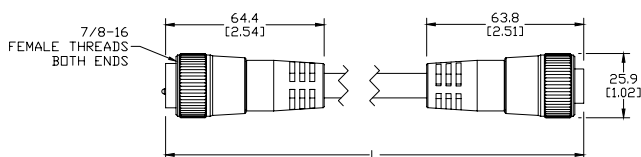
Male - Female Extension Cable



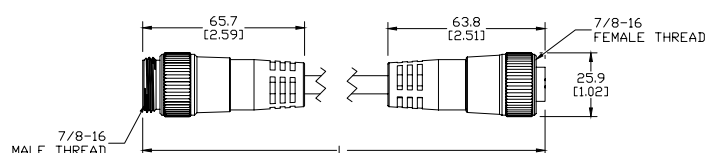
Male (Male Threads) to Female (Female Threads)



Male (Female Threads) to Female (Female Threads)



Male (Male Threads) to Female (Female Threads)



See our website: www.AutomationDirect.com for complete engineering drawings.



Mini Cordsets and Receptacles Accessories

Mini "T" Connectors Features and General Specifications

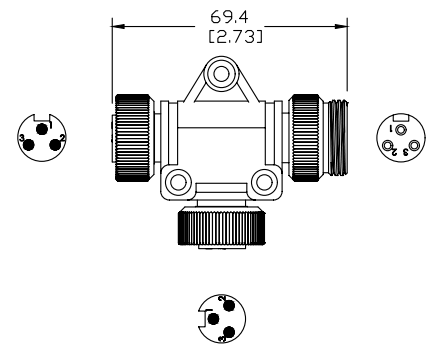
- Oil-resistant yellow PVC body
- Copper alloy/gold plating contacts
- Nickel-plated brass coupling nut
- Operating temperature range: -40 to 105°C [-40 to 221°F]
- IP67 protection when connected
- Approvals: UL File E328610, CE
- Made in the USA



Mini "T" Connectors						
Face View of Male	Face View of Female	# of Poles	Rating	Part Number	Wiring	Price
		3	300V 8A	<u>ZP-S1-3MFF-T</u>	1-1-1 2-2-2 3-3-3	\$10qs:
		4	300V 8A	<u>ZP-S1-4MFF-T</u>	1-1-1 2-2-2 3-3-3 4-4-4	\$10qv:
		5	300V 8A	<u>ZP-S1-5MFF-T</u>	1-1-1 2-2-2 3-3-3 4-4-4 5-5-5	\$10s0:

Dimensions

mm [in]



Note: Tightening torque 44 lb-in (5.0 N·m) coupling nut.

Caps and Adapters			
Dimensions – mm [in]	Description	Part Number	Price
	Closure cap for covering receptacles and plugs with male threads. 0.17" diameter mounting hole for securing the chain. Clear anodized aluminum with nickel-plated brass chain and hardware.	<u>ZP-S1-CAP</u>	\$10sk:
	Closure plug for covering receptacles and plugs with female threads. 0.17" diameter mounting hole for securing the chain. Clear anodized aluminum with nickel-plated brass chain and hardware.	<u>ZP-S1-PLUG</u>	\$-10sl:
	Adapter coupling for connecting male and female plugs with female couplings. Clear anodized aluminum.	<u>ZP-S1-XMP-AD</u>	\$10sn:

