

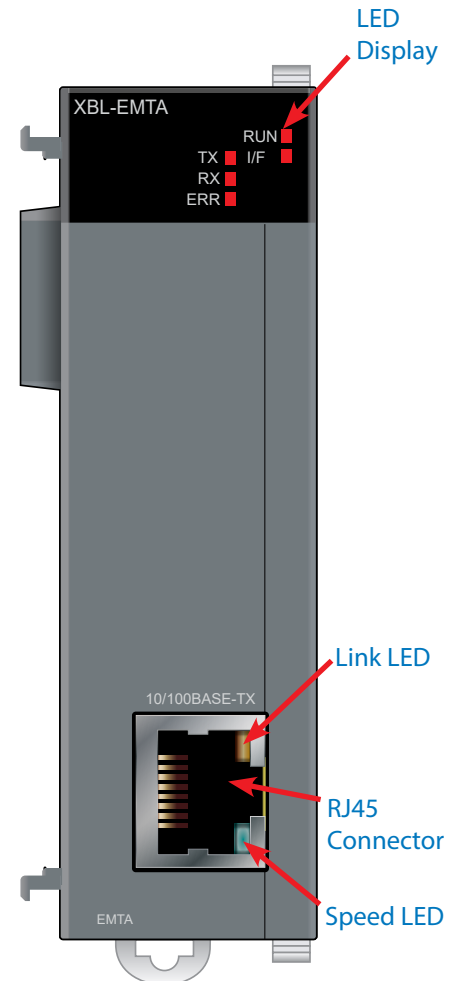
## XBL-EMTA Communication Module

XBL-EMTA is an Ethernet expansion module that supports Modbus TCP Client/Server and XGT protocol.

Part Number	Price	Classification	Description	Drawing
<b>XBL-EMTA</b>	\$061ez:	Communication Module	LS Electric XGB communication module, Modbus TCP and LS XGT protocol, 1 port, (1) Ethernet 10/100Base-T (RJ45) port(s). For use with LS Electric XGB series PLCs.	<a href="#">PDF</a>


General Specifications		XBL-EMTA
Transmission Standard	Speed	Auto/10M/100Mbps
	Type	Base band
	Flow Control	HALF/FULL
	Modulation Type	NRZI
	Transformer CT	1:1
	Maximum Distance between Nodes	100m
	Minimum Distance between Nodes	1m or more <sup>1</sup>
	Max. Number of Nodes	Hub connection
	Max Protocol Size	Data 512 bytes
	Communication Zone Access Method	CSMA/CD
	Frame Error-Checking Method	CRC32
Diagnosis Function		HS link station no., IP/Subnet mask IP/Gateway IP/DNS Server IP, Main service/HS Link/P2P enable, Setting media, Hardware/software version
Number of Connections (Client/Server)	XGT server or Modbus	4 channels
	Remote 1	1 channel
	Remote 2	1 channel
Maximum Units per CPU		2
Maximum Setting Data Size Per Block	Dedicated	4 channels, 512 bytes
	HS Link	64 blocks, 200 words per block
	P2P	3 channels, 32 blocks, 512 bytes
	Remote	Max 1 channel server, 1 channel client
Current Consumption		5VDC: 300mA
Weight		71g

1 - When using a cable of less than 1m, the SNR (Signal to Noise Ratio) decreases due to the influence of reflected waves, which may cause Link Down or packet loss.



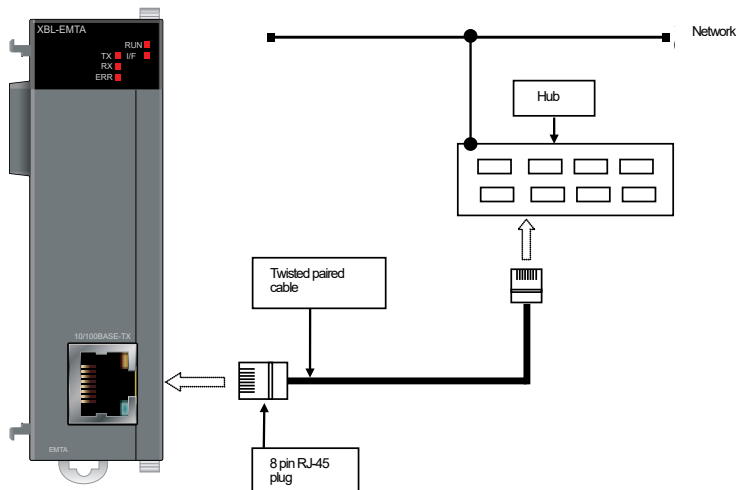
## XBL-EMTA Communication Module Interface

### Device LED Functionality

Faceplate View	LED	Status	Meaning
	RUN	On	Normal operating
		Off	Stop operating
	I/F	Flicker	Interface with CPU
		Off	Stop interface with CPU
	TX	Flicker	Transmitting data
		Off	Not transmitting data
	RX	Flicker	Receiving data
		Off	No receiving data
	ERR	On	Hardware error
		Flicker	Software error
	LINK LED (Yellow)	Flicker	Receiving packets
		Off	Not receiving packets
	Speed LED (Green)	On	100Mbps operating speed
		Off	10Mbps operating speed

## Wiring and Installation

### Network Connection



### RJ45 Cable Wiring

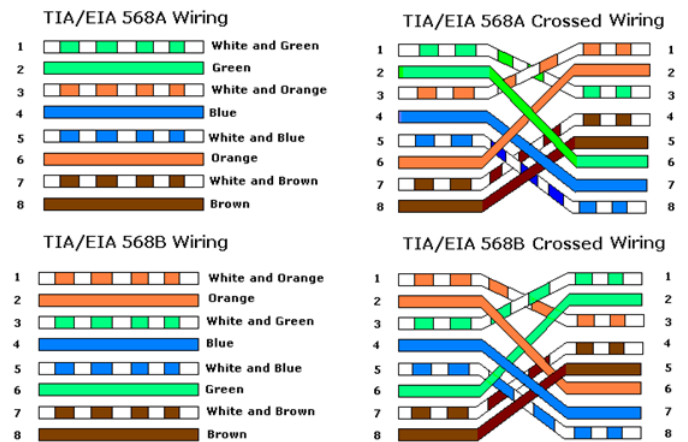


Figure A

Shows the Pin Out of Straight through Cables

Figure B

Shows the Pin Out of Crossover Cables