

IDEM SCR31P Series Dual Channel Viper OSSD/Light Curtain Safety Relays



SCR31P-280003-P

The Viper Safety Relay series from IDEM is designed with enhanced LED diagnostics and simplified wiring. Applications include Output Signal Switching Device (OSSD) monitoring such as light curtains and other OSSD safety devices. The SCR31P series' internal logic uses force guided relays.



Features

- Monitored manual or auto start /reset
- Up to three safety output contacts and 1 NC auxiliary output contact
- Easy diagnostics of status via 6 LEDs
- Compact 22.5 mm housing suitable for DIN rail mounting

Safety Data per EN 13849-1

Category	4
Performance level	Ple
MTTF_d	142a (High)
DC_{avg}	99% (High)

Safety Data per IEC/EN 62061, IEC/EN 61508

Sil CL	SIL CL 3
Sil	SIL3
HFT	1 (Dual channel)
DC_{avg}	99% (High)
SFF	90-99%
PHD_{avg} (T=20a)	3.60E-05

SCR31P Series Single/Dual Channel Safety Relays

Part Number	Price	Type	Voltage	Outputs	Connection	Dimensional Drawing
SCR31P-280003	\$:04,5z:	OSSD / Light	24V	2 NO	Fixed screw terminals	PDF
SCR31P-280003-P	\$:;04,5]:	Curtain	AC/DC	1 NC	Pluggable terminals	PDF

SCR21 Series Specifications

General Specifications

Temperature	-20° to +55°C [-4° to +131°F]
Altitude	< 2,000m [6562ft]
Vibration Resistance	Tested to IEC 60068-2-6
Degree Of Protection	IP20
Housing	UL 94V-0 Thermoplastic
Weight	160g (5.64 oz)
Agency Approvals and Standard	cULus, CE, TUV
Terminal Designation per EN 50 005	1 x 4 mm ² stranded ferruled (isolated) or 2 x 1.5 mm ² stranded ferruled (isolated) or 2 x 2.5 mm ² solid
Wire Fixing	M3.5 terminals with self-lifting wire protection or cage clamp terminals

Input Specifications

Nominal Voltage	24V AC/DC
Voltage Range	85-110%
Maximum Consumption	2.5 W (24V AC/DC)
Nominal Frequency	50Hz-60Hz
Control Voltage	24VDC (S11)
Control Current	100mA (S11 through S14)
Short Circuit Protection	Internal PTC (Positive Temperature Coefficient resistor)
Over Voltage Protection	Internal VDR (Voltage Dependent resistor)

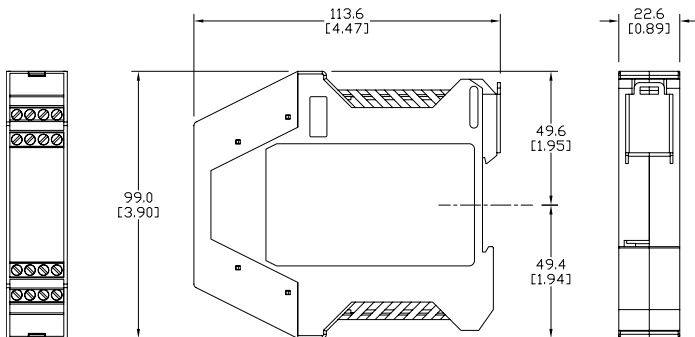
Output Specifications

Electrical Contact Life	6A / 250VAC 100,000 cycles, 1A / 250VAC 1,000,000 cycles
Mechanical Life	10 x 10 ⁶
Contact Type	3 NC positively driven and 1 NO auxiliary contacts
Operate Delay	100ms
Release Delay	25ms
Nominal Output Voltage	250VAC
Thermal Current (I_{th})	Max. 6A
Short Circuit Strength	Minimum Contact Fuses - 4A slow blow, 6A fast blow
Switching Capacity	AC-15 230VAC, 4A; DC-13 24VDC, 30W, 2A
Switching Frequency	Max. 360 switching cycles/hr

IDEM SCR31P Series Dual Channel Viper OSSD/Light Curtain Safety Relays

Dimensions

(mm [in])



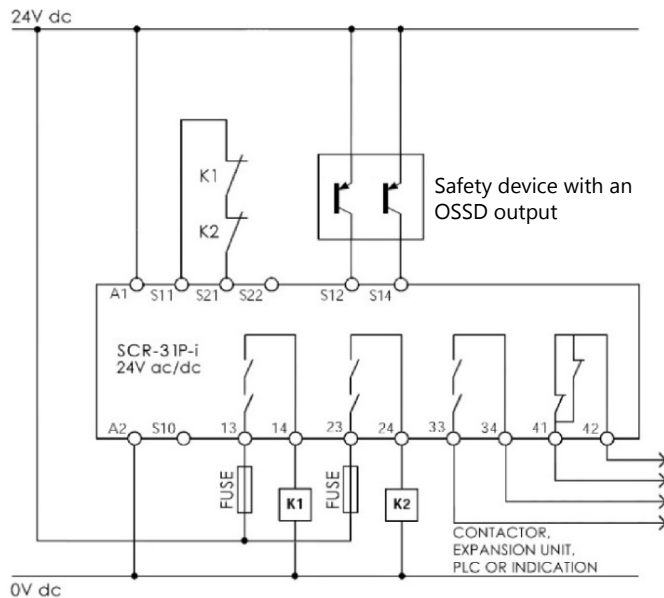
LED Diagnostics

When Safety Relay In Operation	
Power	Power applied to device
Reset	Reset circuit is closed
CH1	External switch input 1 closed
CH2	External switch input 2 closed
K1	Internal relay safety output contacts closed
K2	Internal relay safety output contacts closed

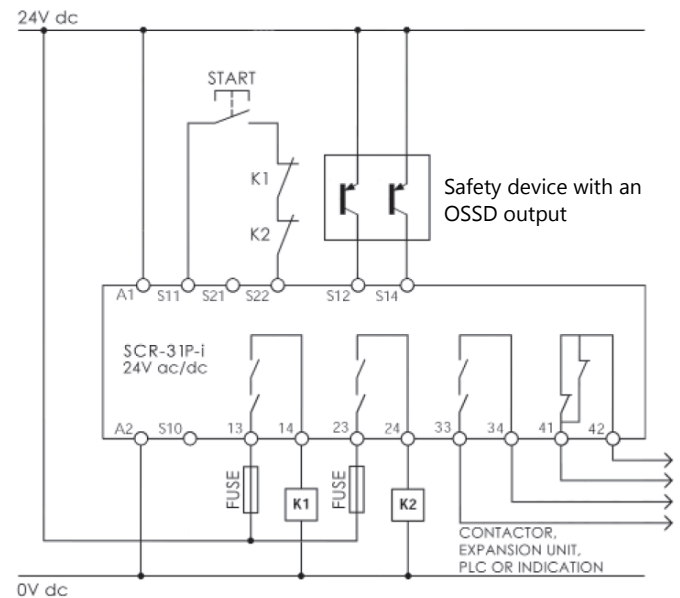
13	23	33	41
A1	S11	S21	S22
SCR-31P-i			
○ POWER			
○ RESET			
○ CH1			
○ CH2			
○ K1			
○ K2			
V I P E R			
S12	S14	S10	A2
14	24	34	42

Applications

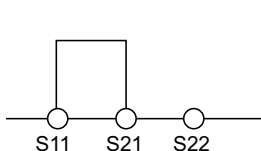
Auto Restart (Dual Channel) OSSD (PNP) INPUTS



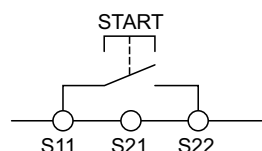
Manual Restart (Dual Channel) OSSD (PNP) INPUTS



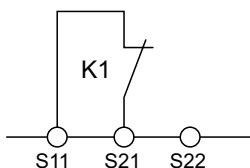
Reset Wiring Options



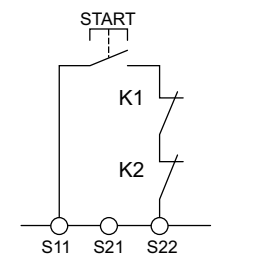
Auto Reset



Manual Reset



Contactor Auto Feedback



Contactor Manual Feedback

Note: A power supply unit with electrical isolation from the mains supply must be connected. External fusing of each safety output contact is necessary, a 4A slow-blow or 6A (quick action) must be provided. The maximum cabling and connecting resistance of control lines must not exceed 300Ω.

Safety Products



Warning: Safety products sold by AutomationDirect are Safety components only. The purchaser/installer is solely responsible for the application of these components and ensuring all necessary steps have been taken to assure each application and use meets all performance and applicable safety requirements and/or local, national and/or international safety codes as required by the application. AutomationDirect cannot certify that our products, used solely or in conjunction with other AutomationDirect or other vendors' products, will assure safety for any application. Any person using or applying any products sold by AutomationDirect is responsible for learning the safety requirements for their individual application and applying them, and therefore assumes all risks, and accepts full and complete responsibility, for the selection and suitability of the product for their respective application.

AutomationDirect does not provide design or consulting services, and cannot advise whether any specific application or use of our products would ensure compliance with the safety requirements for any application.