

# WSE Series Weld Slag Resistant Inductive Proximity Sensors



## M8 (8mm)

- Low cost/high performance
- Weld slag resistant coating
- Inductive sensor
- Full metal housing
- Increased sensing range
- Gold-plated contacts
- Flush mounting
- Lifetime warranty

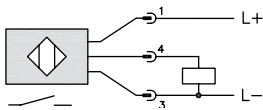


### WSE Series M8 Inductive Proximity Selection Chart

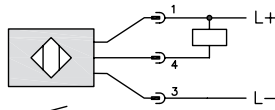
Part Number	Price	Sensing Range	Mounting	Output State	Logic	Voltage	Connection	Wiring	Dimensions	
<a href="#"><u>WSE-AP-3H</u></a>	\$2a91:	2mm [0.08 in]	Flush	N.O.	PNP	10 - 36 VDC	4-pin M12 quick-disconnect	Diagram 1	Figure 1	
<a href="#"><u>WSE-AN-3H</u></a>	\$2a92:				NPN			Diagram 2	Figure 1	
<a href="#"><u>WSE-A0-3E</u></a>	\$2a93:				PNP/NPN		4-pin M12 with 0.3 m cable	Diagram 3	Figure 2	
<a href="#"><u>WSE-A0-3A</u></a>	\$2a94:						3m axial cable	Diagram 4		

## Wiring Diagrams

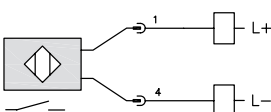
### Diagram 1



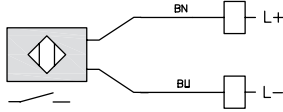
### Diagram 2



### Diagram 3



### Diagram 4



## Connector

### 4-pin M12



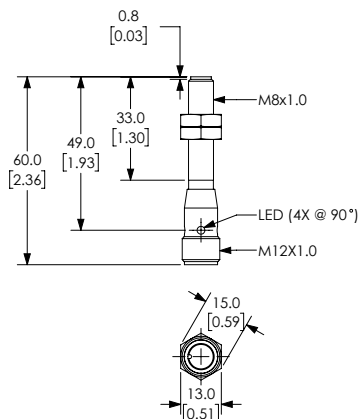
### 4-pin M12 0.3m



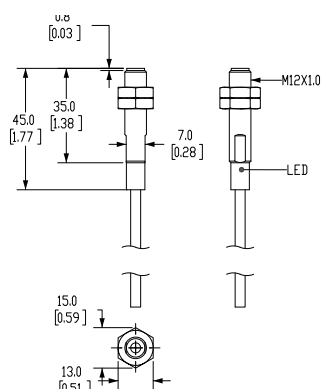
## Dimensions

mm [inches]

### Figure 1



### Figure 2



# WSE Series Weld Slag Resistant Inductive Proximity Sensors

WSE Series M8 Inductive Proximity Specifications				
Model	WSE-AP-3H	WSE-AN-3H	WSE-A0-3E	WSE-A0-3A
Mounting Type	Flush			
Nominal Sensing Distance	2mm [0.08 in]			
Operating Distance	0 - 1.6 mm			
Material Correction Factors	See the <a href="#">Material Influence table</a>			
Output Type	N.O.			
Operating Voltage	10 to 36 VDC			
No-load Supply Current	< 20 mA		NA	
Operating (Load) Current	100mA			
Off-state Leakage Current	NA		< 0.75 mA	
Voltage Drop	< 2.5 V			
Switching Frequency	100Hz		150Hz	
Differential Travel (% of Nominal Distance)	1-15	1-20		
Repeat Accuracy	NA			
Ripple	NA			
Time Delay Before Availability (tv)	NA			
Short Circuit Protection	Yes			
Operating Temperature	0 to 85°C [32 to 185°F]		-25 to 70°C [-13 to 158°F]	
Protection Degree (DIN 40050)	IP67 / IP68		IP67	
LED Indicators	Illuminated when energized			
Housing Material	Stainless steel 316L / 1.4404 with anti-spatter ceramic (Polytetrafluoroethylene [PTFE]) coating			
Sensing Face Material	active face: stainless steel 316L 1.4404 anti-spatter			
Shock/Vibration	See <a href="#">Proximity Sensor Terminology</a>			
Weight	0.021 kg	0.021 kg	0.035 kg	0.070 kg
Connection	4-pin M12 quick-disconnect		PUR cable / 0.3m; 2x0.5 mm²; with 4-pin M12 quick-disconnect	PUR cable / 3m; 2x0.5 mm²
Agency Approvals	cULus E328811, CE			

To obtain the most current agency approval information, see the Agency Approval Checklist section on the specific part number's web page.