

prosense® Float Level Switch Kits

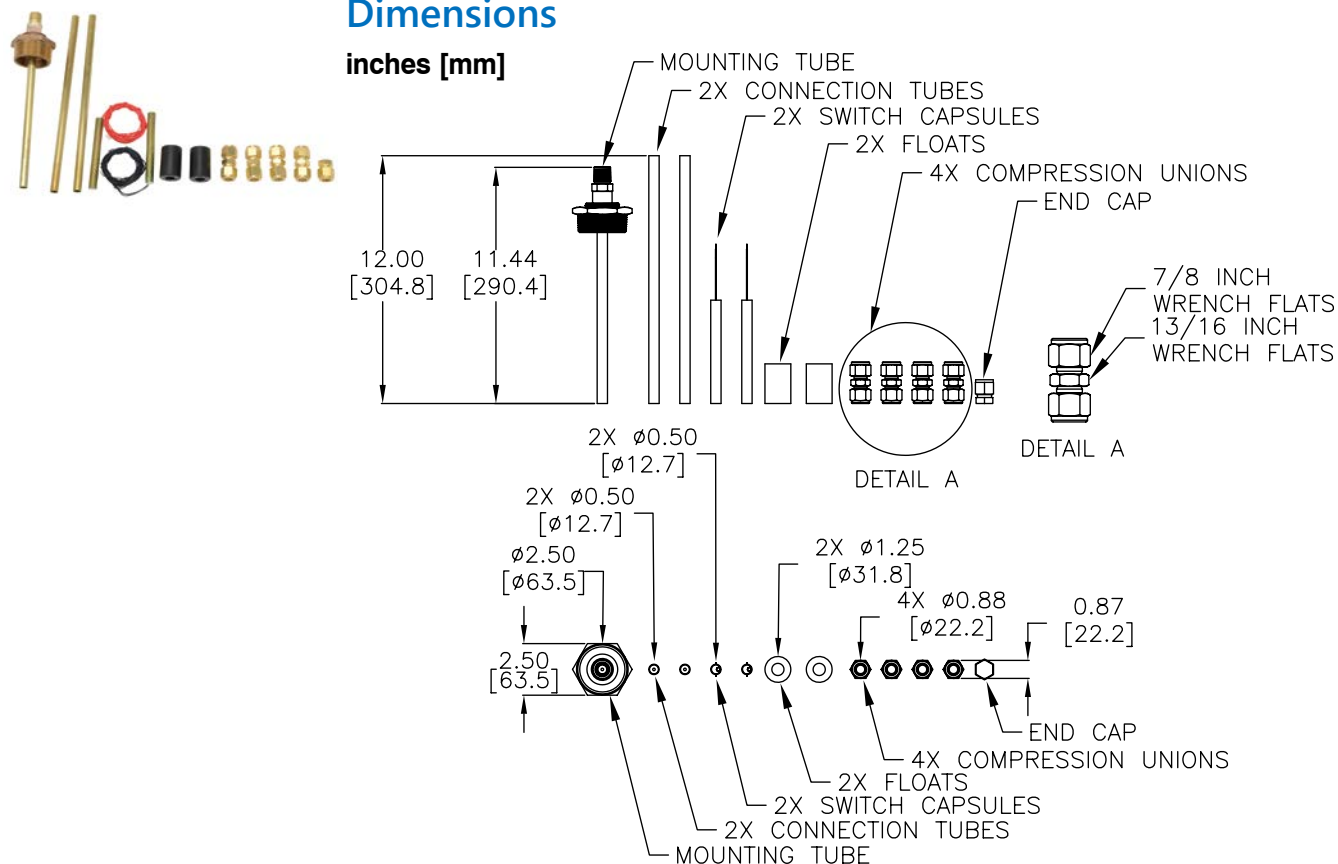
Float Level Switch Specifications											
Part No.	Price	Float Material	Other Components Material	Temperature Range	Pressure	Float Specific Gravity	Electrical Rating*	Lead Wires	Mounting Thread	Approvals	Weight (lbs)
FLS-VK-200	\$;00d]t:	Buna-N	Brass	-40°F to 221°F [-40°C to 105°C]	150 psig [10.34 bar]	0.45	SPST NO or NC, 60W max 240VAC, 0.4 A 120VAC, 0.5 A 120VDC, 0.2 A 24VDC, 0.5 A	22AWG, Teflon 6ft	2in MNPT pipe plug / 1/2 in MNPT conduit	cURus, CE (See Approvals table for details)	4.0

* Each float can be installed to function as either normally open or normally closed switch. Electrical ratings are for resistive loads ONLY. For inductive loads, maximum life will be obtained with the use of appropriate transient suppression such as an MOV or TVS.

Caution: Not recommended for use with PLC AC inputs or other digital AC input devices due to damage that may occur to the switch or input device.

Dimensions

inches [mm]

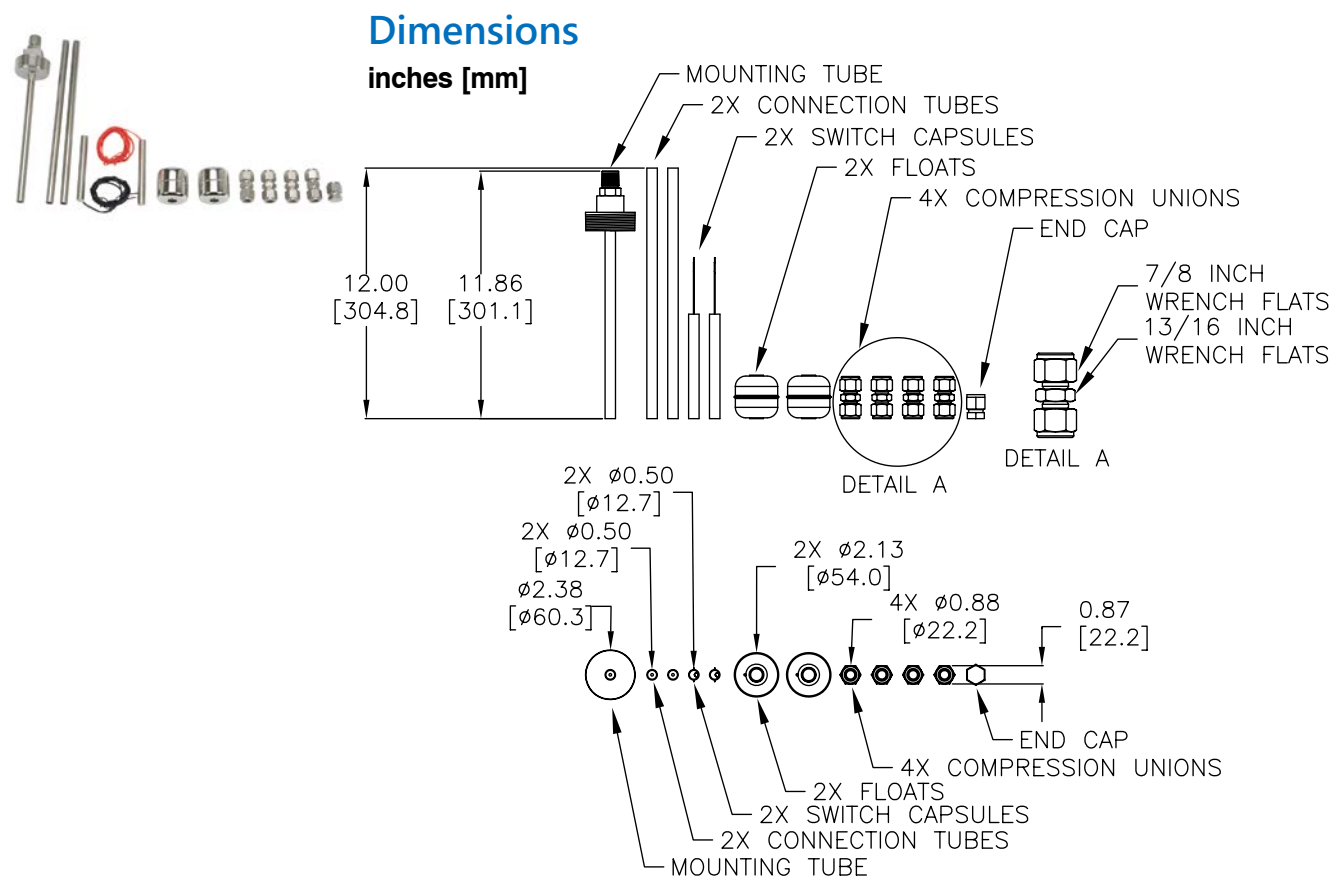


prosense® Float Level Switch Kits

Float Level Switch Specifications											
Part No.	Price	Float Material	Other Components Material	Temperature Range	Pressure	Float Specific Gravity	Electrical Rating*	Lead Wires	Mounting Thread	Approvals	Weight (lbs)
FLS-VK-300	\$,00dju:	316SS	316SS	-40°F to 392°F [-40°C to 200°C]	200 psig [13.79 bar]	0.55	SPST NO or NC, 60W max 240VAC, 0.4 A 120VAC, 0.5 A 120VDC, 0.2 A 24VDC, 0.5 A	22AWG, Teflon 6ft	2in MNPT pipe plug / 1/2 in MNPT conduit	cURus, CE (See Approvals table for details)	4.0

* Each float can be installed to function as either normally open or normally closed switch. Electrical ratings are for resistive loads ONLY. For inductive loads, maximum life will be obtained with the use of appropriate transient suppression such as an MOV or TVS.

Caution: Not recommended for use with PLC AC inputs or other digital AC input devices due to damage that may occur to the switch or input device.



prosense® Float Level Switch Kits



Brass



Stainless Steel

Float Level Switch Kits

ProSense float level switch kits provide the opportunity to fabricate in the field a customized two-float level switch with a maximum stem length of 36 inches (914.4 mm) using the supplied kit components. Level switch kits are available in two different material constructions for compatibility with different liquids.

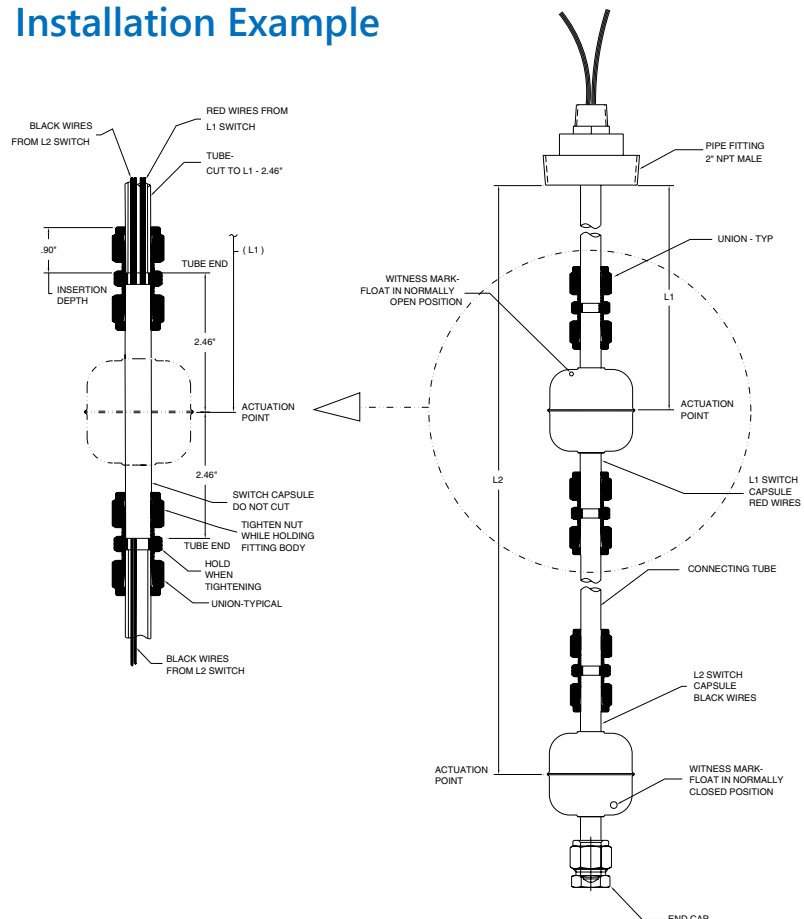
Each kit is furnished with the following components:

- 2-inch NPT male threaded pipe plug with attached cuttable mounting tube
- Two additional cuttable connecting tubes
- Two floats
- Two SPST switch capsules that can function as either normally closed or normally open depending on float orientation
- Four compression unions
- One compression end cap

Assembly of ProSense float level switch kits generally involves the following steps:

- Lay out the supplied components in the required configuration
- Determine the lengths of the connecting tubes and cut them accordingly
- De-burr and smooth the sharp edges of the cut tubes prior to installation
- Perform a trial assembly and using a continuity indicator (light, buzzer, Ohm meter, etc.), verify that the switch actuation levels are at the required levels and the switch action (normally open or normally closed) is correct for the application
- When switch set-up is satisfactory, tighten the fittings and apply thread sealant to the pipe threads on the top fitting before installing the switch into the tank.

Installation Example



prosense® Float Level Switches

Agency Approvals					
Part Number	cURus (E320431)	URus Class I, Group A,B,C,D / Class II, Group E, F, G / Class III (E366154)	CSA (2679134)	CSA Class I, Group A,B,C,D / Class II, Group E, F, G / Class III (2685021)	CE
FLS-VS-100	✓				✓
FLS-VS-200					✓
FLS-VS-300	✓				✓
FLS-VS-400	✓				✓
FLS-VD-100					✓
FLS-VD-200					✓
FLS-VD-300					✓
FLS-VD-400					✓
FLS-VD-500					✓
FLS-VD-600					✓
FLS-VM-100	✓		✓		✓
FLS-VM-200	✓		✓		✓
FLS-VM-300	✓		✓		✓
FLS-VM-400	✓		✓		✓
FLS-VM-500	✓				✓
FLS-VM-600					✓
FLS-VM-700	✓				✓
FLS-VM-800	✓				✓
FLS-VL-010	✓		✓		✓
FLS-VL-020	✓		✓		✓
FLS-VL-030	✓		✓		✓
FLS-VL-040			✓		✓
FLS-VL-100	✓		✓		✓
FLS-VL-200	✓		✓		✓
FLS-VL-300	✓		✓		✓
FLS-VL-400		✓		✓	✓
FLS-VL-600					✓
FLS-VL-700	✓		✓		
FLS-VL-900					✓
FLS-HS-100	✓		✓		✓
FLS-HS-200	✓		✓		✓
FLS-HS-300					✓
FLS-HM-100	✓		✓		✓
FLS-HM-200	✓	✓	✓	✓	✓
FLS-HM-300	✓				✓
FLS-HM-400	✓	✓	✓		✓
FLS-HM-500	✓				✓
FLS-HM-600	✓				✓
FLS-HM-700	✓				✓
FLS-HL-010					✓
FLS-HL-200	✓				✓
FLS-HL-300					✓
FLS-HL-400					✓
FLS-BM-100					✓
FLS-BM-300	✓		✓		✓
FLS-BL-100					✓
FLS-VK-200	✓				✓
FLS-VK-300	✓				✓
FLS-HT-100					✓
FLS-HT-200					✓