

DTT 6000 Series Top Mount Air Conditioners



Applications

Pfannenberg's DTT Series top-mounted cooling units are 100% condensate safe. These units are ideal for space-saving installation on the top of the control enclosure.

One of the main features of the DTT's innovative condensate management design is the repositioning of the cooling circuits. Moving the cold area up prevents condensation from forming in the cabinet where the cooling unit meets the enclosure. A widened airflow in the evaporator stops the formation of condensate buildup.

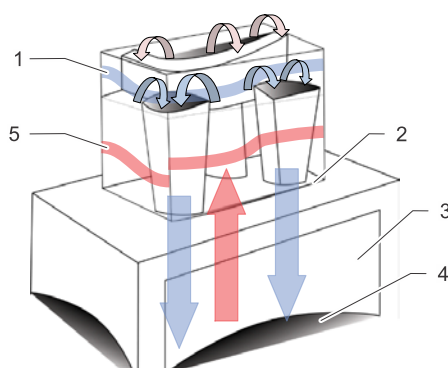
Return air channels are engineered to increase the speed of the air leaving the cooling unit, ensuring cool air is effectively distributed moisture-free within the enclosure.

Construction

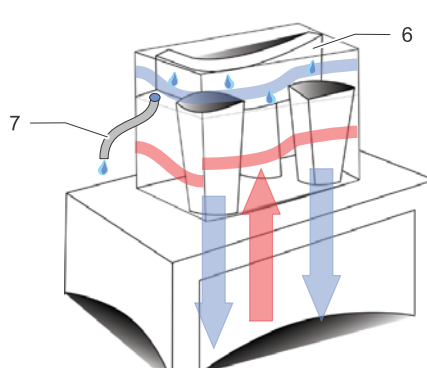
- Galvanized sheet steel.
- For use with NEMA 12 enclosures.
- Units are electrostatically powder coated RAL 7035 light gray.
- Electrical controls are easily accessible with the flip down access panel.
- HFC-free R-134a refrigerant.
- Active condensate management utilizes a PTC heater.
- Can operate in ambient temperatures of 59°F to 131°F (15°C to 55°C).

Listings

- cULus Listed File: SA10300.
- cULus Recognized Type 12 [File SA10300]



Arrangement of refrigeration circuits



Condensate separation

The main feature of the DTT-cooling units is the repositioning of the refrigeration circuits.

The cold circuit (1) is on top and the warm circuit (5) on the bottom. No cold bridge (2) to the switch cabinet (3) can occur and therefore no condensate forms in the enclosure interior (4).

The evaporator unit (6) is located in the upper section of the DTT-cooling unit so that vertical separation of condensate is possible. The condensate has no contact with the enclosure.

For safety reasons, the condensate evaporator has a drain nozzle with drain hose (7) through which the excess condensate is discharged from the unit.

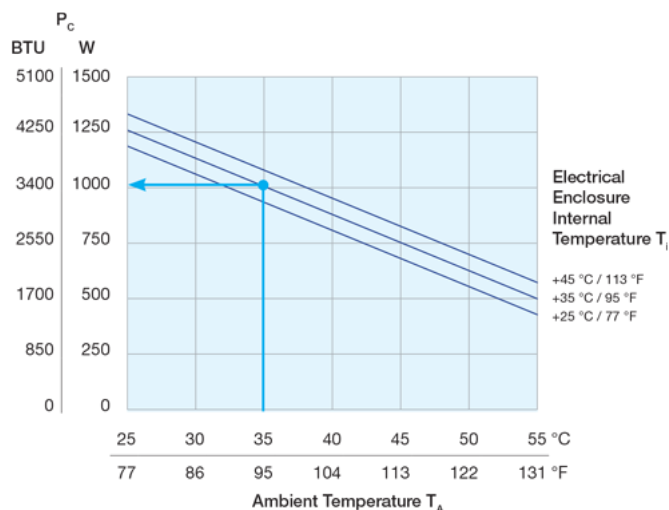
DTT 6000 Series Top Mount Air Conditioners

DTT 6000 Series Top Mount Air Conditioners								
Part Number	Price	Model	Nominal Cooling Capacity	Operating Voltage	Inrush Current	Running Current	Unit Weight	Drawing Link
13256279055	\$,;006hv,;	DTT 6201	3570 BTU/H	460 VAC	6.2 A	1.7A	90.2 lbs	PDF
13256462055	\$,;006hv?;	DTT 6401	7100 BTU/H	460 VAC	12A	3.3A	112.2 lbs	PDF
13256662055	\$,;006hv!;	DTT 6601	10000 BTU/H	460 VAC	9.9 A	4.5A	165.0 lbs	PDF
13256862055	\$,;006hv#;	DTT 6801	14000 BTU/H	460 VAC	19.5 A	4.5A	169.4 lbs	PDF

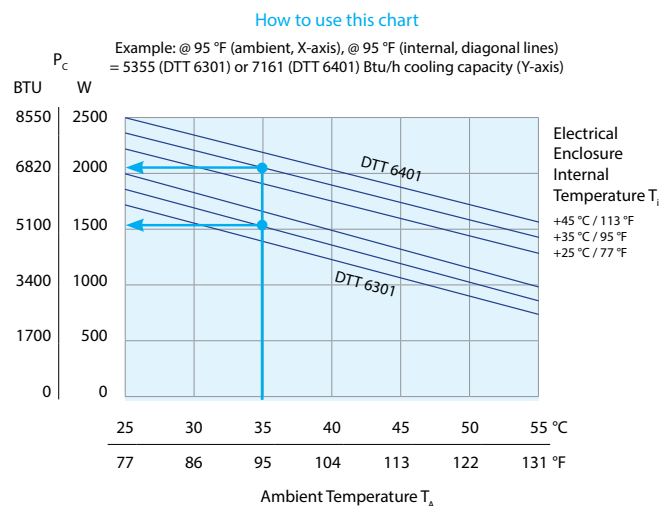
Performance Graphs



DTT 6201



DTT 6401



Note: Cooling capacity may vary between voltage and configurations.

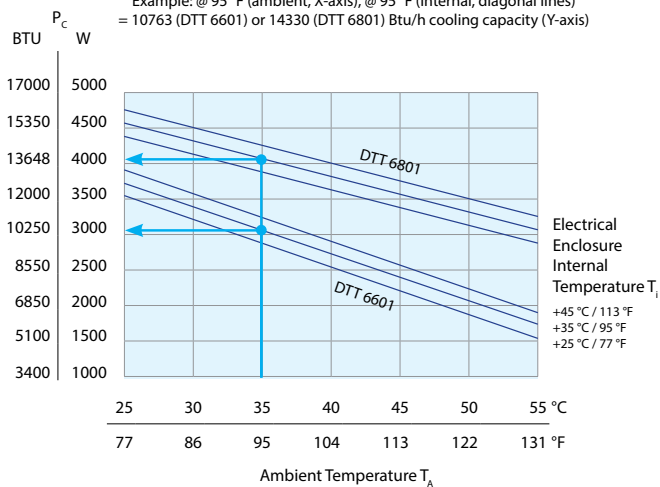
DTT 6000 Series Top Mount Air Conditioners

Performance Graphs

DTT 6601

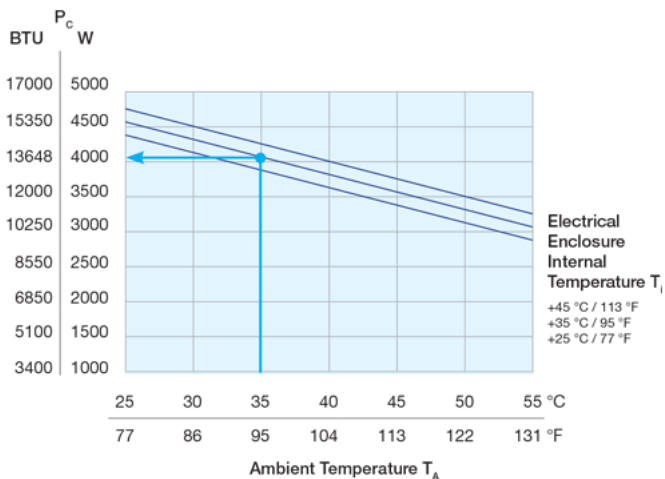
How to use this chart

Example: @ 95 °F (ambient, X-axis), @ 95 °F (internal, diagonal lines)
= 10763 (DTT 6601) or 14330 (DTT 6801) Btu/h cooling capacity (Y-axis)



Note: Cooling capacity may vary between voltage and configurations.

DTT 6801



PQF Air Conditioner Filter Rolls



Overview

The PQF is a new way to filter out particulates and oily mist from an air inlet on your critical equipment. The magnetic strips allow easy, toolless installation with no interruption to your production time. It is installed on the outside of your equipment making it easy to see when the filter is clogged. Changing the filter takes less than 5 seconds and requires no training or shutdown procedure. Each PQF roll has 60 tearable square sheets.

For use with all air conditioners with a flat mounting surface.



18881500018

PQF Air Conditioner Filter Rolls		
Part Number	Price	Filter Sheet Size
<u>18881500018</u>	\$06hx7:	8 x 8in
<u>18881500019</u>	\$06hx8:	12 x 12in
<u>18881500020</u>	\$06hx9:	16 x 16in

Easy Filter Install/Change in just 3 steps!


Installation



Attach

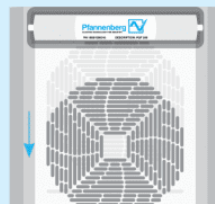


Pull

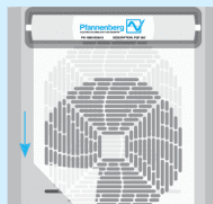


Secure


Changing the filter



Pull



Tear



Secure