

Wiring I/O Modules


Wiring Methods

There are two available methods for wiring most I/O modules: The ZIPLink wiring system (See page following), or hand wiring to the optional Removable Terminal Blocks.


Removable Terminal Blocks

For most I/O modules you can purchase a removable terminal block (p/n shown below).

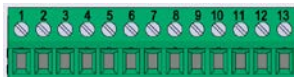
Note: Thermocouple and RTD modules are not compatible with the ZIPLink system and are shipped with the optional terminal blocks included.




Removable Terminal Block: p/n [P2-RTB](#)



Removable Terminal Block: p/n [P2-RTB-1](#)



Removable Terminal Block: p/n [P2-RTB13](#)



Removable Terminal Block: p/n [P2-RTB13-1](#)



Removable Terminal Block Specifications

Part Number	P2-RTB	P2-RTB-1
Price	\$-?vl:	\$?vn:
Number of positions	18 screw terminals	18 push release terminals
Wire Range	30–16 AWG (0.051–1.31 mm ²) Solid/stranded conductor 3/64 in (1.2 mm) insulation max. 1/4 in (6–7 mm) strip length	28–16 AWG (0.081–1.31 mm ²) Solid/stranded conductor 3/64 in (1.2 mm) insulation max. 19/64 in (7–8 mm) strip length
Conductors	USE COPPER CONDUCTORS, 75°C or equivalent.	
Screw Driver Width	0.1 in. (2.5 mm) maximum	N/A
Screw Size	M2	N/A
Screw Torque	2.5 lb·in (0.28 N·m)	N/A

* Recommended screw driver: P/N [TW-SD-MSL-1](#).

Removable Terminal Block Specifications

Part Number	P2-RTB13	P2-RTB13-1
Price	\$-;67lf:	\$;67lg:
Number of positions	13 screw terminals	13 push release terminals
Wire Range	24–12 AWG (0.25–4 mm ²) Solid/stranded conductor 3/64 in (1.2 mm) insulation max. 3/8 in (9–10 mm) strip length	
Conductors	USE COPPER CONDUCTORS, 75°C or equivalent.	
Screw Driver Width	0.13 in. (3.5 mm) maximum	N/A
Screw Size	M2.5	N/A
Screw Torque	4.4 lb·in (0.5 N·m)	N/A

* Recommended screw driver: P/N [TW-SD-MSL-1](#).

Terminal Block Removal

Removable Terminal Blocks fit firmly into the I/O module terminal recess. To remove, firmly grasp the removable terminal block and wiggle side to side while pulling away from the module.

