

OPT Series Rectangular Ultrasonic Sensors



OPT2200



OPT2203

Rectangular - plastic- DC

- 2 mutually independent switching outputs
- Miniature design
- IO-Link v1.1 (all models)
- Through-beam models available

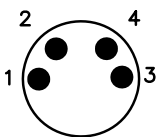


OPT Series Rectangular Ultrasonic Sensors Selection Chart										
Part Number	Price	Sensing Range	Output State	Logic	Switching Frequency	Protection Degree	Connection	Wiring	Housing Size	Drawing Link
Diffuse										
OPT2200	\$-05zlv:	30-400mm [1.18-15.74 in]	N.O.	PNP	30 Hz	IP68	4-pin M8 quick-disconnect	Diagram 1	38.5 x 19.5 x 12mm	PDF
OPT2201	\$-05zlx:			NPN				Diagram 2		PDF
OPT2202	\$-05zly:			PNP			4-pin M12 quick-disconnect, 200mm [7.87 in] cable	Diagram 1		PDF
Diffuse										
OPT2203	\$-05zlv:	100-1200mm [3.93-47.24 in]	N.O.	PNP	7 Hz	IP67 IP68	5-pin M12 quick-disconnect	Diagram 3	56.5 x 16 x 35mm	PDF
OPT2204	\$;-05zl]:			NPN				Diagram 3		PDF
OPT2205	\$;-05zl[:	80-400mm [3.14-15.74]		PNP	20 Hz		4-pin M12 quick-disconnect	Diagram 4		PDF
Through-beam Emitter *										
OPT2206	\$-05zl_:	1-2000mm [0.03-78.74]	—	—	NA	IP67 IP68	5-pin M12 quick-disconnect	—	56.5 x 16 x 35mm	PDF
Through-beam Receivers*										
OPT2207	\$-05zl#:	1-2000mm [0.03-78.74]	N.O.	PNP	7 Hz	IP67 IP68	5-pin M12 quick-disconnect	Diagram 3	56.5 x 16 x 35mm	PDF
OPT2208	\$;-05zl!:			NPN				Diagram 3		PDF

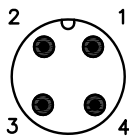
* Purchase one receiver and one emitter for a complete set.

Connectors

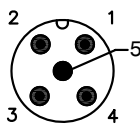
M8 Connector



M12 Connector



M12 connector



OPT Series Rectangular Ultrasonic Sensors

Wiring Diagrams

Diagram 1

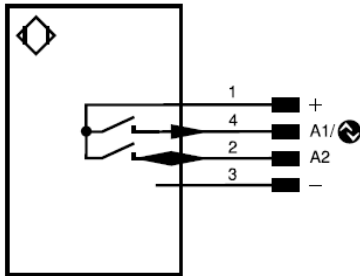


Diagram 2

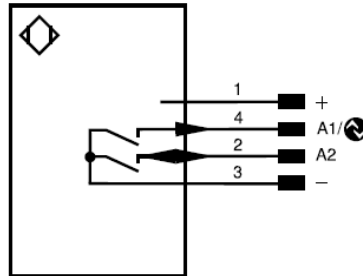


Diagram 3

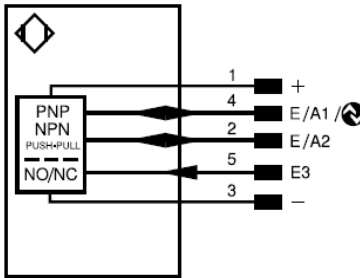
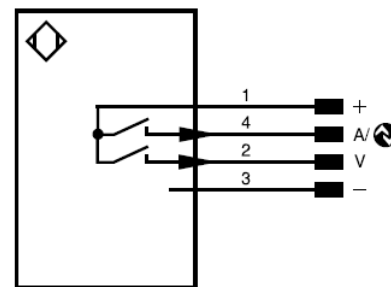


Diagram 4



LEGEND

+	Supply Voltage +	nc	Not connected	EN _{BRS422}	Encoder B/B̄ (TL)
-	Supply Voltage 0 V	U	Test Input	EN _A	Encoder A
~	Supply Voltage (AC Voltage)	Ū	Test Input Inverted	EN _B	Encoder B
A	Switching Output (N.O.)	W	Trigger Input	A _{MIN}	Digital output MIN
Ā	Switching Output (N.C.)	W-	Ground for the Trigger Input	A _{MAX}	Digital output MAX
V	Contamination/Error Output (N.O.)	O	Analog Output	A _{OK}	Digital output OK
V̄	Contamination/Error Output (N.C.)	O-	Ground for the Analog Output	SY IN	Synchronization In
E	Input (analog or digital)	BZ	Block Discharge	SY OUT	Synchronization OUT
T	Teach Input	AMV	Valve Output	OLT	Brightness output
Z	Time Delay (activation)	a	Valve Control Output +	M	Maintenance
S	Shielding	b	Valve Control Output -	rsv	Reserved
RxD	Interface Receive Path	SY	Synchronization	Wire Colors according to DIN IEC 60757	
TxD	Interface Send Path	SY-	Ground for the Synchronization	BK	Black
RDY	Ready	E+	Receiver-Line	BN	Brown
GND	Ground	S+	Emitter-Line	RD	Red
CL	Clock	⏏	Grounding	OG	Orange
E/A	Output/Input programmable	SnR	Switching Distance Reduction	YE	Yellow
⚡	IO-Link	Rx+/-	Ethernet Receive Path	GN	Green
PoE	Power over Ethernet	Tx+/-	Ethernet Send Path	BU	Blue
IN	Safety Input	Bus	Interfaces-Bus A(+)/B(-)	VT	Violet
OSSD	Safety Output	La	Emitted Light Disengageable	GY	Gray
Signal	Signal Output	Mag	Magnet Activation	WH	White
BI_D+/_	Ethernet Gigabit bidirect. data line (A-D)	RES	Input Confirmation	PK	Pink
EN _{0RS422}	Encoder 0-pulse 0 / TTL	EDM	Contact Monitoring	GNYE	Green/Yellow
PT	Platinum measuring resistor	EN _{ARS422}	Encoder A/ Ā (TTL)		

OPT Series Rectangular Ultrasonic Sensors

OPT Series Rectangular Ultrasonic Sensors Specifications									
Part Number	OPT2200	OPT2201	OPT2202	OPT2203	OPT2204	OPT2205	OPT2206	OPT2207	OPT2208
Sensing Distance	30-400mm [1.18-15.74 in]			100-1200mm [3.93-47.24 in]		80-400mm [3.14-15.74]	1-2000mm [0.03-78.74]		
Sensitivity	Teach-In/IO-Link					IO-Link only	Teach-In/IO-Link		
Output State	Antivalent								
Operating Voltage	18 to 30 VDC								
Current Consumption (24V)	< 20mA			< 30mA					
Switching Current	100mA								
Voltage Drop	< 2.5 V								
Switching Frequency	30 Hz			7 Hz		20 Hz	NA	7 Hz	
Ultrasonic Frequency	325 kHz			240 kHz		300 kHz	240 kHz		
Switching Hysteresis	1% of the switching distance, at least 2 mm								
Short-Circuit Protection	Yes								
Operating Temperature	-30 to 60°C [-22 to 140°F]								
Thermal Drift	NA								
Protection Degree (DIN 40050)	IP68			IP67 / IP68					
LED Indicators	Yes								
Housing Material	PC (polycarbonate)			PBT (polycarbonate)					
Shock/Vibration	Vibration test is according to standard EN 60068-2-6 a Shock test is according to standard EN 60068-2-27								
Tightening Torque	0.5 N•m [0.37 lb•ft] for mounting								
Weight lbs[oz]	0.6 [9.6]		0.9 [14.4]	0.11 [1.76]		0.10 [1.6]	0.11 [1.76]		
Connectors	4-pin M8 quick-disconnect	4-pin M12 quick-disconnect, 200mm [7.87 in] cable	5-pin M12 quick-disconnect			4-pin M12 quick-disconnect	5-pin M12 quick-disconnect		
IO Link	IO-Link v1.1 (all models)								
Agency Approvals *	cULus, E189727, CE, UKCA, RoHS								

* To obtain the most current agency approval information, see the Agency Compliance & Certifications Checklist section on the specific part number's web page.

Accessories for OPT Series 32x12mm Photoelectric Sensors

Right-Angle Mounting Brackets

Mounting bracket, right angle, vertical adjustment. For use with OPT series 32x12mm photoelectric sensors.

Mounting Brackets for OPT 32x12mm Sensors					
Part Number	Price	Description	Qty	Drawing Link	Weight lb [g]
OPT2033	\$1nx3:	Wenglor mounting bracket, right-angle, vertical adjustment, nickel plated steel. For use with OPT series 32x12mm photoelectric sensors.	1	PDF	0.04 [16]



[OPT2033](#)

Right-angle Swivel Mounting Systems

Mounting bracket, right-angle swivel, 360 degree vertical and horizontal adjustment, aluminum, 12mm rod mount. For use with OPT series 32x12mm photoelectric sensors.

Accessories for 32x12mm Sensors						
Part Number	Price	Description	Mounting Head	Mounting Plate	Drawing Link	Weight lb [g]
OPT2120	\$1nn0:	Wenglor mounting bracket, right-angle swivel, 360 degree vertical and horizontal adjustment, aluminum, 12mm rod mount. For use with OPT series 32x12mm photoelectric sensors.	Aluminum	304 Stainless Steel	PDF	0.14 [63.50]
OPT2121	\$1nn1:	Wenglor mounting bracket, right-angle swivel, 360 degree vertical and horizontal adjustment, 304 stainless steel, 12mm rod mount. For use with OPT series 32x12mm photoelectric sensors.	304 Stainless Steel	304 Stainless Steel	PDF	0.27 [122.46]

Note: 304 Stainless steel mounting rods sold separately: [OPT2109](#) (200mm length), [OPT2110](#) (300mm length), and [OPT2111](#) (500mm length).



[OPT2121](#)

[OPT2120](#)



Axial Mounting Bracket

ST18A

Accessories for 18mm Sensors			
Part Number	Price	Description	Weight lb [g]
<u>ST18A</u>	\$,97,:	Micro Detectors mounting bracket, axial, zinc plated steel. For use with 18mm sensors.	0.06 [27.2]
<u>ST18A7W</u>	\$980:	Micro Detectors mounting bracket, axial, 316L stainless steel. For use with 18mm sensors.	0.06 [27.2]

Dimensions

Right-angle Mounting Bracket

ST18C

Accessories for 18mm Sensors			
Part Number	Price	Description	Weight lb [g]
<u>ST18C</u>	\$981:	Micro Detectors mounting bracket, right-angle, zinc plated steel. For use with 18mm sensors.	0.06 [27.2]
<u>ST18C7W</u>	\$982:	Micro Detectors mounting bracket, right-angle, 316L stainless steel. For use with 18mm sensors.	0.06 [27.2]

Dimensions

Accessories for 18mm Sensors

Right-angle Mounting Brackets

Mounting bracket, right-angle, fixed insertion stop adjustment, plastic. For use with 18mm sensors. Available with or without fixed insertion stop.

Accessories for 18mm Sensors				
Part Number	Price	Description	Drawing Link	Weight lb [g]
OPT2104	\$;-1nlt:	Wenglor mounting bracket, right-angle, fixed insertion stop adjustment, plastic. For use with 18mm sensors.	PDF	0.06 [27.2]
OPT2105	\$;-1nlu:	Wenglor mounting bracket, right-angle, plastic. For use with 18mm sensors.	PDF	0.06 [27.2]



[OPT2104](#), [OPT2105](#)

Right-angle Swivel Mounting Systems

Mounting bracket, right-angle swivel, 360 degree vertical and horizontal adjustment, 12mm rod mount. For use with 18mm sensors. Available in all 304 stainless steel or with an aluminum head and a stainless steel mounting plate.

Accessories for 18mm Sensors						
Part Number	Price	Description	Mounting Head	Mounting Plate	Drawing Link	Weight lb [g]
OPT2116	\$;-1n#:	Wenglor mounting bracket, right-angle swivel, 360 degree vertical and horizontal adjustment, aluminum, 12mm rod mount. For use with 18mm sensors.	Aluminum	304 Stainless steel	PDF	0.15 [68.0]
OPT2117	\$;-1nll:	Wenglor mounting bracket, right-angle swivel, 360 degree vertical and horizontal adjustment, 304 stainless steel, 12mm rod mount. For use with 18mm sensors.	304 Stainless steel	304 Stainless steel	PDF	0.28 [127.0]



[OPT2116](#), [OPT2117](#)

Note: 304 Stainless steel mounting rods sold separately: [OPT2109](#) (200mm [7.87 in] length), [OPT2110](#) (300mm [11.81 in] length), and [OPT2111](#) (500mm [19.69 in] length).