

Connection Cables - Sensor and Signal

M8 A-coded Male to Female Cables

Features

- Industry standard M8 screw-lock connectors
- One male and one female connector
- Axial and 90-degree connector models
- 1m [3.28 ft] and 3m [9.84 ft] cable lengths
- PVC (polyvinyl chloride) jacketed cable for general use and chemical washdown applications, ex. food & beverage industry
- PUR (polyurethane) jacketed cable for applications with exposure to oil and dynamic applications requiring more flexibility
- PP (polypropylene) wire insulation for low temperature applications

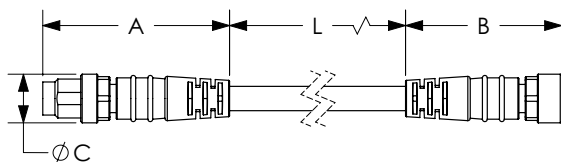


M8 A-Coded Male to Female Cables

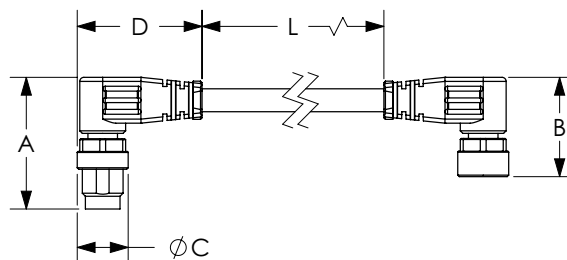
Part Number	Price	Number of Wires	Connectors	Cable Jacket/ Wire Insulation Material	Jacket Color	Dimensions				
						A	B	C	D	L
						mm				m [ft]
CDP08-0A-010-AA	\$;09[e]:	3	Axial male, axial female	PVC/PVC	Gray	39	32	10	–	1 [3.28]
CDP08-0A-010-BB	\$;:09[f]:		90-degree male, 90-degree female			26	20	10	25	
CDP08-0A-030-AA	\$09ez:		Axial male, axial female			39	32	10	–	3 [9.84]
CDP08-0A-030-BB	\$;09[g]:		90-degree male, 90-degree female			26	20	10	25	
7000-88001-0300100	\$;5z#]:		Axial male, axial female	PUR/PP		39	32	10	–	1 [3.28]
7000-88081-0300100	\$5z#: :		90-degree male, 90-degree female	PUR/PP		26	20	10	25	
7000-88001-0300300	\$;5z#]:		Axial male, axial female	PUR/PP		39	32	10	–	3 [9.84]
7000-88081-0300300	\$5z##:		90-degree male, 90-degree female	PUR/PP		26	20	10	25	

Dimensions

2 Axial - 1 male to 1 female



2 90-degree - 1 male to 1 female



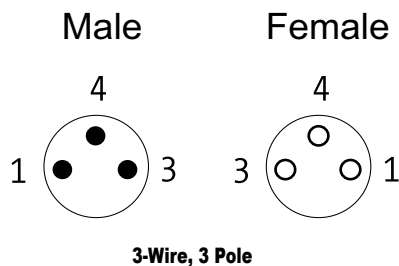
See our website: www.AutomationDirect.com for complete engineering drawings.

Connection Cables - Sensor and Signal

M8 A-coded Male to Female Cables Specifications		
Model	CDP08 Series	7000 Series
Type	3-Wire, 3-Pole	3-Wire, 3-Pole
Max Voltage	50VAC / 60VDC	
Max Voltage - UL Rating	30 VAC/VDC	
Max Current	4A	
Protection Degree	IP65 / IP66K / IP67	
Nut Material	Nickel plated Zinc	
Cable Jacket/Wire Insulation Material	PVC/PVC	PUR/PVC or PUR/PP
Contacts Material	Copper Alloy	
Tightening Torque	≤ 0.4 N·m [≤ 0.34 ft-lb]	
Conductors Cross Section	0.25 mm ² [24AWG]	
Ø Outer Cable For PUR/PVC or PVC/PVC	4.5 mm [0.18 in]	
Ø Outer Cable For PUR/PP	N/A	4.1 mm [0.16 in]
Temperature Range - Stationary Use	PUR/PP -40 to 80°C [-40 to 176°F], PVC/PVC or PUR/PVC -25 to 80°C [-13 to 176°F]	
Temperature Range - Flexible Use	PUR/PP -25 to 80°C [-13 to 176°F], PVC/PVC or PUR/PVC -5C to 80°C [23 to 176°F]	
Min Bend Radius	Stationary use: 5 x cable diameter; Flexible use: 10 x cable diameter	
Approvals*	CE, cCSAus	cULus, CE, UKCA, cCSAus

*To obtain the most current agency approval information, see the Agency Compliance & Certifications Checklist section on the specific part number's web page.

Contact Diagram



Wiring Diagram

