

HELUKABEL® Traycontrol® 600



Helukabel Traycontrol® 600V from AutomationDirect is available in sizes from 20AWG to 4AWG with 2 to 41 unshielded conductors. Individual conductors are bare copper and stranded for flexibility, with black PVC/Nylon insulation and marked with numbers for easy identification. A convenient insulated ground conductor, green with a yellow stripe, is included in the conductor count of each cable with conductor counts higher than two.

Helukabel Traycontrol 600V PVC is offered with a specially formulated PVC jacket. The PVC outer jacket has been designed to resist oil (Oil Res I/II), chemicals, and cleaning and disinfecting agents (based on ECOLAB tests) making this cable suitable installation in dry, humid, and damp environments, outdoors, and pipes. Additionally, they can be installed in the ground (direct burial rated) and for open, unprotected installation from the cable tray (TC-ER) to machines throughout industrial plants.


With multiple ratings and approvals, Helukabel Traycontrol 600V multi-conductor control cable has the versatility to meet a wide range of industrial control, power and instrumentation applications. These flexible multi-conductor cables provide an economical way to organize and simplify control wiring in machines and facilities. With UL 1277 or UL 2277 approvals and TC-ER, PLTC-ER and/or ITC-ER these cable can to be installed up to 6 feet outside of the tray or conduit makes using these a economical solution for any industrial automation project.

Features

- Finely stranded (Class K), bare copper according to AWG standards
- Special PVC conductor insulation with transparent nylon coating, 3 conductors and above include a green/yellow ground
- Conductor identification to DIN VDE 0293 black conductors with continuous white numbering
- Conductors stranded in layers with optimal lay length
- Special PVC outer jacket Self-extinguishing and flame retardant according to CSA FT4
- UV-resistant
- Direct burial rating available
- Resistant to cleaning and disinfecting agents according to Ecolab
- TC-ER, PLTC-ER, and/or ITC-ER Tray Cable Exposed Run
- Outstanding flexibility
- Torsion resistant for wind power application
- UL 1277 and/or UL2277 approvals

Application

- NFPA 79 conformant flexible control and power cable up to 600 V (WTTC 1000 V), for all machinery in new plant construction.
- Torsion resistant, exceptional flexibility and abrasion resistance. Suitable for installation in dry, humid and damp environments, outdoors and pipes.
- For underground installation and for open, unprotected installation from the cable tray to machines in industrial plants.



HELUKABEL®






0.5 mm² (20AWG) Unshielded Flexible Control Cable

0.5 mm² (20AWG) Flexible Control Cable Specifications (Unshielded)


Conductors Gauge & Stranding	0.5 mm ² (20AWG) 10/30 bare copper	Outer Jacket	Black PVC
Voltage Ratings	600V (Types ITC-ER, PLTC-ER, MTW)	UV Resistance	Yes
	Tested to 3000V	Oil Resistance	Yes
Minimum Bend Radius	Moving, 5.0 x diameter	Flame Retardant	Yes, per CSA FT4
		Silicone-free	Yes
Temperature Ratings	UL/CSA TC, -40°C to +90°C	Approvals*	UL ITC-ER & PLTC-ER, MTW 600V
	Moving, +5°C to +50°C		CSA 22.2 No. 210 - AWM I/II A/B
	Fixed, -40°C to +105°C		CE Low-Voltage Directive 2006/95/EC.
Conductor Insulation	Special PVC with transparent nylon coating and green/yellow ground	Sample Print Legend	HELUKABEL® TRAYCONTROL 600 P/N XXXXX 20 AWG (0.50mm ²)/XC (UL) MTW 600V "FLEXING" E330431 OR ITC-ER OR PLTC-ER --- 605853 CSA AWM I/II A/B 105C 1000V FT4 --- CE BATCH CODE + SEQUENTIAL FOOTAGE MARKING
Conductor Markings	Black with white numbers		

* Note -ER not available for 2 conductor cables

0.5 mm² (20AWG) Flexible Control Cable (Unshielded)

Part Number	Number of Conductors (includes ground)	AWG	Strand	Maximum O.D. (Inches ±10%)	Minimum Cut Length (ft)*	Approximate Weight (lb/ft)	Price per foot
							
H62020-1	2	20	10	0.264	20	0.04	\$,;5,x#:
							
H62021-1	3	20	10	0.276	20	0.04	\$,;5,x!:
							
H62022-1	4	20	10	0.295	20	0.05	\$,;5,x?:
							
H62023-1	5	20	10	0.319	20	0.06	\$,;5,x,::
							
H62024-1	7	20	10	0.343	20	0.07	\$,;5,y1:




* See web store for maximum cut lengths




Please Note: Our prices on Flexing Control Cable are closely tied to the market price for copper. This allows us to offer the best savings possible if conditions are favorable; however, it also means that our prices may increase if market conditions warrant.

HELUKABEL®

0.5 mm² (20AWG) Unshielded Flexible Control Cable

0.5 mm ² (20AWG) Flexible Control Cable (Unshielded)							
Part Number	Number of Conductors (includes ground)	AWG	Strand	Maximum O.D. (Inches ±10%)	Minimum Cut Length (ft)*	Approximate Weight (lb/ft)	Price per foot
							
<u>H62026-1</u>	12	20	10	0.437	20	0.11	\$,5,y3:
							
<u>H62027-1</u>	18	20	10	0.508	20	0.16	\$,5,y4:
							
<u>H62028-1</u>	25	20	10	0.618	20	0.23	\$,5,y5:

* See web store for maximum cut lengths



Please Note: Our prices on Flexing Control Cable are closely tied to the market price for copper. This allows us to offer the best savings possible if conditions are favorable; however, it also means that our prices may increase if market conditions warrant.

HELUKABEL®






1.0 mm² (18AWG) Unshielded Flexible Control Cable

1.0 mm² (18AWG) Flexible Control Cable Specifications (Unshielded)

Conductors Gauge & Stranding	1.0mm ² (18AWG) 19/30 bare copper	Outer Jacket	Black PVC
Voltage Ratings	600V (Types ITC-ER, PLTC-ER, MTW) 1000V (Type WTTC) Tested to 3000V	UV Resistance	Yes
Minimum Bend Radius	Moving, 5.0 x diameter	Oil Resistance	Yes
Temperature Ratings	UL/CSA TC, -40°C to +90°C Moving, +5°C to +50°C Fixed, -40°C to +105°C	Flame Retardant	Yes, per CSA FT4
Conductor Insulation	Special PVC with transparent nylon coating and green/yellow ground	Silicone-free	Yes
Conductor Markings	Black with white numbers	Approvals*	UL - TC-ER (1277), WTTC (2277), MTW, DP-1, ITC-ER, PLTC-ER CSA - C22.2 No. 230 TC, C22.2 No. 239 CIC, 22.2 No. 210 - AWM I/II A/B CE Low-Voltage Directive 2006/95/EC.
		Sample Print Legend	HELUKABEL® TRAYCONTROL 600 P/N XXXXX 18 AWG (1.00mm ²)/XC (UL) TC-ER 90C DRY / WET 600V SUN RES DIR BUR OIL RES I/II E330430 OR MTW "FLEXING" OR WTTC 1000V OR DP-1 OR ITC-ER OR PLTC-ER OR C(UL) CIC-TC 90C DRY 75C WET SR PVC/N FT4 --- 605853 CSA AWM I/II A/B 105C 1000V FT4 --- CE BATCH CODE + SEQUENTIAL FOOTAGE MARKING

* Note -ER not available for 2 conductor cables

1.0 mm² (18AWG) Flexible Control Cable (Unshielded)

Part Number	Number of Conductors (includes ground)	AWG	Strand	Maximum O.D. (Inches ±10%)	Minimum Cut Length (ft)*	Approximate Weight (lb/ft)	Price per foot
							
H62902-1	2	18	19	0.287	20	0.05	\$;5,y6:
							
H62903-1	3	18	19	0.299	20	0.06	\$;5,y7:
							
H62904-1	4	18	19	0.323	20	0.07	\$;5,y8:
							
H62905-1	5	18	19	0.350	20	0.08	\$;5,y9:
							
H62906-1	7	18	19	0.378	20	0.10	\$;5,ya:







* See web store for maximum cut lengths




Please Note: Our prices on Flexing Control Cable are closely tied to the market price for copper. This allows us to offer the best savings possible if conditions are favorable; however, it also means that our prices may increase if market conditions warrant.

HELUKABEL®

1.0 mm² (18AWG) Unshielded Flexible Control Cable

1.0 mm ² (18AWG) Flexible Control Cable (Unshielded)							
Part Number	Number of Conductors (includes ground)	AWG	Strand	Maximum O.D. (Inches ±10%)	Minimum Cut Length (ft)*	Approximate Weight (lb/ft)	Price per foot
							
<u>H62907-1</u>	9	18	19	0.433	20	0.13	\$;5,yb:
							
<u>H62908-1</u>	10	18	19	0.465	20	0.14	\$;5,yc:
							
<u>H62909-1</u>	12	18	19	0.480	20	0.15	\$;5,yd:
							
<u>H62912-1</u>	18	18	19	0.594	20	0.24	\$;5,yf:
							
<u>H62914-1</u>	25	18	19	0.685	20	0.25	\$;5,yg:
							
<u>H62918-1</u>	41	18	19	0.827	20	0.48	\$;5,yh:

* See web store for maximum cut lengths



Please Note: Our prices on Flexing Control Cable are closely tied to the market price for copper. This allows us to offer the best savings possible if conditions are favorable; however, it also means that our prices may increase if market conditions warrant.

HELUKABEL®


1.5 mm² (16AWG) Unshielded Flexible Control Cable

1.5 mm² (16AWG) Flexible Control Cable Specifications (Unshielded)


Conductors Gauge & Stranding	1.5 mm ² (16AWG) 26/30 bare copper	Outer Jacket	Black PVC
Voltage Ratings	600V (Types ITC-ER, PLTC-ER, TC-ER-JP, MTW) 1000V (Type WTTC)	UV Resistance	Yes
	Tested to 3000V	Oil Resistance	Yes
Minimum Bend Radius	Moving, 5.0 x diameter	Flame Retardant	Yes, per CSA FT4
		Silicone-free	Yes
Temperature Ratings	UL/CSA TC, -40°C to +90°C	Approvals*	UL - TC-ER (1277), WTTC (2277), MTW, DP-1, ITC-ER, PLTC-ER, TC-ER-JP
	Moving, +5°C to +50°C		CSA - C22.2 No. 230 TC, C22.2 No. 239 CIC, 22.2 No. 210 - AWM I/II A/B
	Fixed, -40°C to +105°C		CE Low-Voltage Directive 2006/95/EC.
Conductor Insulation	Special PVC with transparent nylon coating and green/yellow ground	Sample Print Legend*	HELUKABEL® TRAYCONTROL 600 P/N XXXXX 16 AWG (1.50mm ²)/XC (UL) TC-ER-JP* 90C DRY / WET 600V SUN RES DIR BUR OIL RES I/II E330430 OR MTW "FLEXING" OR WTTC 1000V OR DP-1 OR ITC-ER OR PLTC-ER OR C(UL) CIC-TC 90C DRY 75C WET SR PVC/N FT4 --- 605853 CSA AWM I/II A/B 105C 1000V FT4 --- CE BATCH CODE + SEQUENTIAL FOOTAGE MARKING
Conductor Markings	Black with white numbers		

NOTE: -JP in sample print legend only applies to 16 AWG, 3 to 5/C constructions, -ER not available for 2 conductor cables

1.5 mm² (16AWG) Continuous Flexing Control Cable (Unshielded)

Part Number	Number of Conductors (includes ground)	AWG	Strand	Maximum O.D. (Inches ±10%)	Minimum Cut Length (ft)**	Approximate Weight (lb/ft)	Price per foot
							
H62921-1	2	16	26	0.307	20	0.05	\$;-5,yi:
							
H62922-1	3	16	26	0.323	20	0.07	\$;-5,yj:
							
H62923-1	4	16	26	0.346	20	0.08	\$;5,yk:
							
H62924-1	5	16	26	0.378	20	0.10	\$;-5,yl:
							
H62926-1	7	16	26	0.413	20	0.12	\$;5,yo:





** See web store for maximum cut lengths



Please Note: Our prices on Flexing Control Cable are closely tied to the market price for copper. This allows us to offer the best savings possible if conditions are favorable; however, it also means that our prices may increase if market conditions warrant.

HELUKABEL®

1.5mm² (16AWG) Unshielded Flexible Control Cable

1.5mm ² (16AWG) Flexible Control Cable (Unshielded)							
Part Number	Number of Conductors (includes ground)	AWG	Strand	Maximum O.D. (Inches ± 10%)	Minimum Cut Length (ft)*	Approximate Weight (lb/ft)	Price per foot
							
<u>H62928-1</u>	9	16	26	0.472	20	0.16	\$;5,yq:
							
<u>H62930-1</u>	12	16	26	0.528	20	0.19	\$;5,yt:
							
<u>H62934-1</u>	18	16	26	0.646	20	0.30	\$;5,yx:
							
<u>H62939-1</u>	30	16	26	0.787	20	0.46	\$;5,yy:

* See web store for maximum cut lengths



Please Note: Our prices on Flexing Control Cable are closely tied to the market price for copper. This allows us to offer the best savings possible if conditions are favorable; however, it also means that our prices may increase if market conditions warrant.

HELUKABEL®





2.0mm² (14AWG) Unshielded Flexible Control Cable

2.0mm² (14AWG) Flexible Control Cable Specifications (Unshielded)


Conductors Gauge & Stranding	2.0mm ² (14AWG) 41/30 bare copper	Outer Jacket	Black PVC
Voltage Ratings	600V (Types ITC-ER, PLTC-ER, TC-ER-JP, MTW) 1000V (Type WTTC)	UV Resistance	Yes
	Tested to 3000V	Oil Resistance	Yes
Minimum Bend Radius	Moving, 5.0 x diameter	Flame Retardant	Yes, per CSA FT4
		Silicone-free	Yes
Temperature Ratings	UL/CSA TC, -40°C to +90°C	Approvals*	UL - TC-ER (1277), WTTC (2277), MTW, DP-1, ITC-ER, PLTC-ER, TC-ER-JP
	Moving, +5°C to +50°C		CSA - C22.2 No. 230 TC, C22.2 No. 239 CIC, 22.2 No. 210 - AWM I/II A/B
	Fixed, -40°C to +105°C		CE Low-Voltage Directive 2006/95/EC.
Conductor Insulation	Special PVC with transparent nylon coating and green/yellow ground	Sample Print Legend *	HELUKABEL® TRAYCONTROL 600 P/N XXXXX 14 AWG (2.00mm2)/XC (UL) TC-ER-JP* 90C DRY / WET 600V SUN RES DIR BUR OIL RES I/II E330430 OR MTW "FLEXING" OR WTTC 1000V OR DP-1 OR SUBMERSIBLE PUMP CABLE OR ITC-ER OR PLTC-ER OR C(UL) CIC-TC 90C DRY 75C WET SR PVC/N FT4 --- 605853 CSA AWM I/II A/B 105C 1000V FT4 --- CE BATCH CODE + SEQUENTIAL FOOTAGE MARKING
Conductor Markings	Black with white numbers		

NOTE: -JP in sample print legend only applies to 14 AWG, 3 to 5/C constructions - Submersible Pump Cable to appear in legend for 14 AWG, 3 - 7/C constructions only

2.0 mm² (14AWG) Flexible Control Cable (Unshielded)

Part Number	Number of Conductors (includes ground)	AWG	Strand	Maximum O.D. (Inches ±10%)	Minimum Cut Length (ft)**	Approximate Weight (lb/ft)	Price per foot
							
H62946-1	3	14	41	0.362	20	0.09	\$;5,y[:
							
H62947-1	4	14	41	0.398	20	0.09	\$;5,y[:
							
H62948-1	5	14	41	0.429	20	0.13	\$;5,y#:
							
H62950-1	7	14	41	0.472	20	0.17	\$;5,y?:




** See web store for maximum cut lengths




Please Note: Our prices on Flexing Control Cable are closely tied to the market price for copper. This allows us to offer the best savings possible if conditions are favorable; however, it also means that our prices may increase if market conditions warrant.

HELUKABEL®

2.0mm² (14AWG) Unshielded Flexible Control Cable

2.0mm ² (14AWG) Flexible Control Cable (Unshielded)							
Part Number	Number of Conductors (includes ground)	AWG	Strand	Maximum O.D. (Inches ± 10%)	Minimum Cut Length (ft) *	Approximate Weight (lb/ft)	Price per foot
							
<u>H62951-1</u>	9	14	41	0.579	20	0.24	\$,;5,y,;
							
<u>H62953-1</u>	12	14	41	0.646	20	0.30	\$,5,z0:
							
<u>H62955-1</u>	18	14	41	0.744	20	0.41	\$,5,z1:

* See web store for maximum cut lengths



Please Note: Our prices on Flexing Control Cable are closely tied to the market price for copper. This allows us to offer the best savings possible if conditions are favorable; however, it also means that our prices may increase if market conditions warrant.

HELUKABEL®






3.5mm² (12AWG) Unshielded Flexible Control Cable

3.5mm² (12AWG) Flexible Control Cable Specifications (Unshielded)


Conductors Gauge & Stranding	3.5mm ² (12AWG) 65/30 bare copper	Outer Jacket	Black PVC
Voltage Ratings	600V (Types ITC-ER, PLTC-ER, TC-ER-JP, MTW) 1000V (Type WTTC) Tested to 3000V	UV Resistance	Yes
Minimum Bend Radius	Moving, 5.0 x diameter	Oil Resistance	Yes
Temperature Ratings	UL/CSA TC, -40°C to +90°C Moving, +5°C to +50°C Fixed, -40°C to +105°C	Flame Retardant	Yes, per CSA FT4
Conductor Insulation	Special PVC with transparent nylon coating and green/yellow ground	Silicone-free	Yes
Conductor Markings	Black with white numbers	Approvals*	UL - TC-ER (1277), WTTC (2277), MTW, DP-1, ITC-ER, PLTC-ER, TC-ER-JP CSA - C22.2 No. 230 TC, C22.2 No. 239 CIC, 22.2 No. 210 - AWM I/II A/B CE Low-Voltage Directive 2006/95/EC.
		Sample Print Legend*	HELUKABEL® TRAYCONTROL 600 P/N XXXXX 12 AWG (3.50mm2)/XC (UL) TC-ER-JP* 90C DRY / WET 600V SUN RES DIR BUR OIL RES I/II E330430 OR MTW "FLEXING" OR WTTC 1000V OR DP-1 OR SUBMERSIBLE PUMP CABLE OR ITC-ER OR PLTC-ER OR C(UL) CIC-TC 90C DRY 75C WET SR PVC/N FT4 --- 605853 CSA AWM I/II A/B 105C 1000V FT4 --- CE BATCH CODE + SEQUENTIAL FOOTAGE MARKING

NOTE: -JP in sample print legend only applies to 12 AWG, 3 to 5/C constructions. Submersible Pump Cable to appear in legend for 12 AWG, 3 - 7/C constructions only

3.5mm² (12AWG) Continuous Flexing Control Cable (Unshielded)

Part Number	Number of Conductors (includes ground)	AWG	Strand	Maximum O.D. (Inches ±10%)	Minimum Cut Length (ft)**	Approximate Weight (lb/ft)	Price per foot
							
<u>H62959-1</u>	3	12	65	0.402	20	0.12	\$;5,z3:
							
<u>H62960-1</u>	4	12	65	0.441	20	0.15	\$;5,z4:
							
<u>H62961-1</u>	5	12	65	0.480	20	0.18	\$;5,z5:
							
<u>H62963-1</u>	7	12	65	0.528	20	0.24	\$;5,z7:
							
<u>H62965-1</u>	12	12	65	0.720	20	0.42	\$;5,z9:

** See web store for maximum cut lengths



Please Note: Our prices on Flexing Control Cable are closely tied to the market price for copper. This allows us to offer the best savings possible if conditions are favorable; however, it also means that our prices may increase if market conditions warrant.

HELUKABEL®




6.0mm² (10AWG) Unshielded Flexible Control Cable

6.0mm² (10AWG) Flexible Control Cable Specifications (Unshielded)


Conductors Gauge & Stranding	6.0mm ² (10AWG) 105/30 bare copper	Outer Jacket	Black PVC
Voltage Ratings	600V (Types TC-ER-JP, MTW) 1000V (Type WTTC)	UV Resistance	Yes
	Tested to 3000V	Oil Resistance	Yes
Minimum Bend Radius	Moving, 5.0 x diameter	Flame Retardant	Yes, per CSA FT4
		Silicone-free	Yes
Temperature Ratings	UL/CSA TC, -40°C to +90°C	Approvals*	UL - TC-ER (1277), WTTC (2277), MTW, DP-1, TC-ER-JP
	Moving, +5°C to +50°C		CSA - C22.2 No. 230 TC, C22.2 No. 239 CIC, 22.2 No. 210 - AWM I/II A/B
	Fixed, -40°C to +105°C		CE Low-Voltage Directive 2006/95/EC.
Conductor Insulation	Special PVC with transparent nylon coating and green/yellow ground	Sample Print Legend*	HELUKABEL® TRAYCONTROL 600 P/N XXXXX 10 AWG (6.00mm2)/XC (UL) TC-ER-JP 90C DRY / WET 600V SUN RES DIR BUR OIL RES I/II E330430 OR MTW "FLEXING" OR WTTC 1000V OR DP-1 OR SUBMERSIBLE PUMP CABLE OR C(UL) CIC-TC 90C DRY 75C WET SR PVC/N FT4 --- 605853 CSA AWM I/II A/B 105C 1000V FT4 --- CE BATCH CODE + SEQUENTIAL FOOTAGE MARKING
Conductor Markings	Black with white numbers		

*NOTE: -JP in sample print legend only applies to 12 AWG, 3 to 5/C constructions. Submersible Pump Cable to appear in legend for 12 AWG, 3 - 7/C constructions only

6.0mm² (10AWG) Flexible Control Cable (Unshielded)

Part Number	Number of Conductors (includes ground)	AWG	Strand	Maximum O.D. (Inches ±10%)	Minimum Cut Length (ft)*	Approximate Weight (lb/ft)	Price per foot
							
<u>H62971-1</u>	3	10	105	0.492	20	0.18	\$;5,zb:
							
<u>H62972-1</u>	4	10	105	0.567	20	0.24	\$;5,zc:
							
<u>H62973-1</u>	5	10	105	0.622	20	0.29	\$;5,zd:

* See web store for maximum cut lengths



Please Note: Our prices on Flexing Control Cable are closely tied to the market price for copper. This allows us to offer the best savings possible if conditions are favorable; however, it also means that our prices may increase if market conditions warrant.

HELUKABEL®


10mm² (8AWG) Unshielded Flexible Control Cable

10mm² (8AWG) Flexible Control Cable Specifications (Unshielded)


Conductors Gauge & Stranding	10mm ² (8AWG) 168/30 bare copper	Outer Jacket	Black PVC
Voltage Ratings	600V (Types TC-ER-JP, MTW) 1000V (Type WTTC)	UV Resistance	Yes
	Tested to 3000V	Oil Resistance	Yes
Minimum Bend Radius	Moving, 5.0 x diameter	Flame Retardant	Yes, per CSA FT4
		Silicone-free	Yes
Temperature Ratings	UL/CSA TC, -40°C to +90°C	Approvals*	UL - TC-ER (1277), WTTC (2277), MTW, DP-1, TC-ER-JP
	Moving, +5°C to +50°C		CSA - C22.2 No. 230 TC, C22.2 No. 239 CIC, 22.2 No. 210 - AWM I/II A/B
	Fixed, -40°C to +105°C		CE Low-Voltage Directive 2006/95/EC.
Conductor Insulation	Special PVC with transparent nylon coating and green/yellow ground	Sample Print Legend	HELUKABEL® TRAYCONTROL 600 P/N XXXXX 8 AWG (10mm ²)/XC (UL) TC-ER-JP 90C DRY / WET 600V SUN RES DIR BUR OIL RES I/II E330430 OR MTW OR WTTC 1000V OR DP-1 OR SUBMERSIBLE PUMP CABLE OR C(UL) CIC-TC 90C DRY 75C WET SR PVC/N FT4 --- 605853 CSA AWM I/II A/B 105C 1000V FT4 --- CE BATCH CODE + SEQUENTIAL FOOTAGE MARKING
Conductor Markings	Black with white numbers		

*NOTE: -JP in sample print legend only applies to 12 AWG, 3 to 5/C constructions. Submersible Pump Cable to appear in legend for 12 AWG, 3 - 7/C constructions only

10mm² (8AWG) Flexible Control Cable (Unshielded)

Part Number	Number of Conductors (includes ground)	AWG	Strand	Maximum O.D. (Inches ±10%)	Minimum Cut Length (ft) *	Approximate Weight (lb/ft)	Price per foot
							
<u>H62978-1</u>	4	8	168	0.756	20	0.39	\$;5,ze:

* See web store for maximum cut lengths



Please Note: Our prices on Flexing Control Cable are closely tied to the market price for copper. This allows us to offer the best savings possible if conditions are favorable; however, it also means that our prices may increase if market conditions warrant.

HELUKABEL®


16mm² (6AWG) Unshielded Flexible Control Cable

16mm² (6AWG) Flexible Control Cable Specifications (Unshielded)


Conductors Gauge & Stranding	16mm ² (6AWG) 266/30 bare copper	Outer Jacket	Black PVC
Voltage Ratings	600V (Types TC-ER-JP, MTW) 1000V (Type WTTC)	UV Resistance	Yes
	Tested to 3000V	Oil Resistance	Yes
Minimum Bend Radius	Moving, 5.0 x diameter	Flame Retardant	Yes, per CSA FT4
		Silicone-free	Yes
Temperature Ratings	UL/CSA TC, -40°C to +90°C	Approvals*	UL - TC-ER (1277), WTTC (2277), MTW, DP-1, TC-ER-JP
	Moving, +5°C to +50°C		CSA - C22.2 No. 230 TC, C22.2 No. 239 CIC, 22.2 No. 210 - AWM I/II A/B
	Fixed, -40°C to +105°C		CE Low-Voltage Directive 2006/95/EC.
Conductor Insulation	Special PVC with transparent nylon coating and green/yellow ground	Sample Print Legend*	HELUKABEL® TRAYCONTROL 600 P/N XXXXX 6 AWG (16mm ²)/XC (UL) TC-ER-JP 90C DRY / WET 600V SUN RES DIR BUR OIL RES I/II E330430 OR MTW OR WTTC 1000V OR DP-1 OR SUBMERSIBLE PUMP CABLE OR C(UL) CIC-TC 90C DRY 75C WET SR PVC/N FT4 --- 605853 CSA AWM I/II A/B 105C 1000V FT4 --- CE BATCH CODE + SEQUENTIAL FOOTAGE MARKING
Conductor Markings	Black with white numbers		

* NOTE: -JP in sample print legend only applies to 12 AWG, 3 to 5/C constructions. Submersible Pump Cable to appear in legend for 12 AWG, 3 - 7/C constructions only

16mm² (6AWG) Flexible Control Cable (Unshielded)

Part Number	Number of Conductors (includes ground)	AWG	Strand	Maximum O.D. (Inches ±10%)	Minimum Cut Length (ft) *	Approximate Weight (lb/ft)	Price per foot
							
<u>H62981-1</u>	4	6	266	0.878	20	0.58	\$,;5,zf:

* See web store for maximum cut lengths



Please Note: Our prices on Flexing Control Cable are closely tied to the market price for copper. This allows us to offer the best savings possible if conditions are favorable; however, it also means that our prices may increase if market conditions warrant.

HELUKABEL®


25mm² (4AWG) Unshielded Flexible Control Cable

25mm² (4AWG) Flexible Control Cable Specifications (Unshielded)


Conductors Gauge & Stranding	25mm ² (4AWG) 420/30 bare copper	Outer Jacket	Black PVC
Voltage Ratings	600V (Types TC, TC-ER, MTW), 1000V (Type WTTC)	UV Resistance	Yes
	Tested to 3000V	Oil Resistance	Yes
Minimum Bend Radius	Moving, 5.0 x diameter	Flame Retardant	Yes, per CSA FT4
		Silicone-free	Yes
Temperature Ratings	UL/CSA TC, -40°C to +90°C	Approvals*	UL - TC-ER (1277), WTTC (2277), MTW, DP-1, TC-ER-JP
	Moving, +5°C to +50°C		CSA - C22.2 No. 230 TC, C22.2 No. 239 CIC, 22.2 No. 210 - AWM I/II A/B
	Fixed, -40°C to +105°C		CE Low-Voltage Directive 2006/95/EC.
Conductor Insulation	Special PVC with transparent nylon coating and green/yellow ground	Sample Print Legend*	HELUKABEL® TRAYCONTROL 600 P/N XXXXX 4 AWG (25mm ²)/XC (UL) TC-ER-JP 90C DRY / WET 600V SUN RES DIR BUR OIL RES I/II E330430 OR MTW OR WTTC 1000V OR DP-1 OR SUBMERSIBLE PUMP CABLE OR C(UL) CIC-TC 90C DRY 75C WET SR PVC/N FT4 --- 605853 CSA AWM I/II A/B 105C 1000V FT4 --- CE BATCH CODE + SEQUENTIAL FOOTAGE MARKING
Conductor Markings	Black with white numbers		

*NOTE: -JP in sample print legend only applies to 12 AWG, 3 to 5/C constructions. Submersible Pump Cable to appear in legend for 12 AWG, 3 - 7/C constructions only

25mm² (4AWG) Flexible Control Cable (Unshielded)

Part Number	Number of Conductors (includes ground)	AWG	Strand	Maximum O.D. (Inches ±10%)	Minimum Cut Length (ft) *	Approximate Weight (lb/ft)	Price per foot
							
<u>H62984-1</u>	4	4	420	1.059	20	0.85	\$;5.zg:

* See web store for maximum cut lengths



Please Note: Our prices on Flexing Control Cable are closely tied to the market price for copper. This allows us to offer the best savings possible if conditions are favorable; however, it also means that our prices may increase if market conditions warrant.