

GS30 Optional Accessories – Keypad

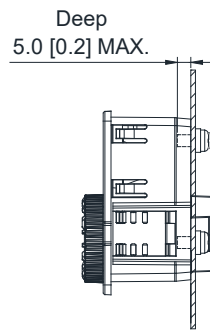
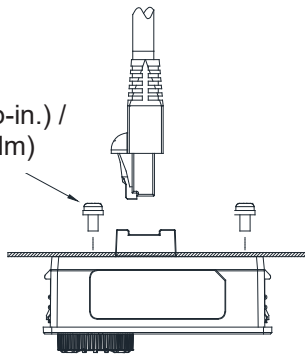
GS30 Replacement Keypad

The GS30A-KPD can be used to replace the keypad that comes with each GS30 drive. The replacement keypad can be plugged directly into the drive (no screws needed) or mounted remotely using M3 screws and a standard Cat5E ethernet cable.

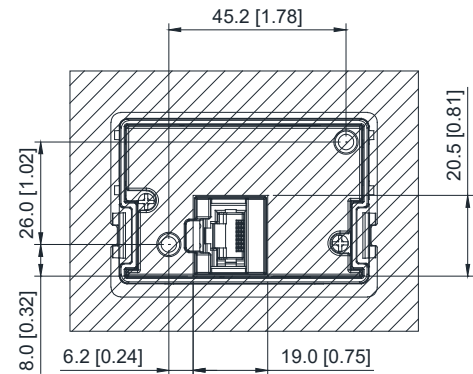
GS3A-KPD Replacement Keypad			
Part	Price	Screw	Torque
GS30A-KPD	\$;5_y,:	M3	8–9 kg·cm (6.947.81 lb-in.) [0.78–0.88 N·m]



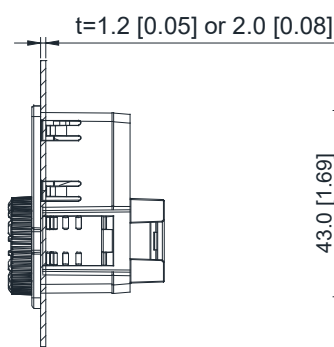
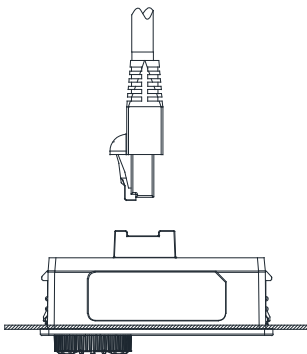
Torque:
8–9 kg·cm /
(6.94–7.81 lb-in.) /
(0.78–0.88 Nm)



Direct Mounting on Plate



Unit: mm [inch]



Embedded Mounting in Plate

