



Accessories for 30mm Command Series Pilot Devices

**AHX177-00****AHX177-0B**

Legend Plates for Command Series 30mm Devices					
Part Number	Price	Drawing Link	Legend	Material	Color
<u>AHX177-00</u>	\$;2czt:	<u>PDF</u>	Blank	Brass	Silver field, silver background
<u>AHX177-0B</u>	\$2czu:	<u>PDF</u>	OFF		Silver field, silver background, black text
<u>AHX177-0A</u>	\$2czv:	<u>PDF</u>	ON		
<u>AHX177-0C</u>	\$2czx:	<u>PDF</u>	START		
<u>AHX177-0D</u>	\$2czy:	<u>PDF</u>	STOP		
<u>AHX177-2A</u>	\$2czz:	<u>PDF</u>	OFF-ON		
<u>AHX720-5A</u>	\$;2czj:	<u>PDF</u>	EMERGENCY STOP	Aluminum	Yellow field, yellow background, black text

**AHX720-5A**

Tools and Lock Nut for Use with Command Series 30mm Pilot Devices		
Part Number	Price	Description
<u>AR9A006</u>	\$-2czi:	Fuji Electric mounting wrench. For use with AR22, AR30, DR22 and DR30 series pushbuttons, switches, indicators and buzzers.
<u>AR9R055</u>	\$2czn:	Fuji Electric guard ring, replacement, 30mm, metal. Package of 5. For use with AR30G2L series pushbuttons.
<u>AHX082</u>	\$2czo:	Fuji Electric key washer, replacement, 30mm, metal. Package of 5. For use with AR30 and DR30 series pushbuttons, switches, indicators and buzzers.
<u>AHX088</u>	\$2czp:	Fuji Electric lock nut, replacement, 30mm, metal. Package of 5. For use with AR30F0R, DR30D0L, E0L, E0R and Q7L series pushbuttons, switches and indicators.
<u>AHX093</u>	\$2czq:	Fuji Electric lock nut, replacement, 30mm, metal. Package of 5. For use with AR30M0R, A_N, JR, PL, PR, Q2R and WR series pushbuttons, switches and indicators.
<u>AHX282</u>	\$2czs:	Fuji Electric sealing/spacer washer, replacement, 30mm. Package of 5. For use with AR30 and DR30 series pushbuttons, switches, indicators and buzzers.

**AR9R055****AHX082****AHX088****AHX282**



Accessories for 30mm Command Series Pilot Devices

Contact Blocks



AR9B290



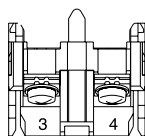
AR9B291

Contact Blocks for Command Series 30mm Pushbuttons

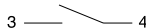
Part Number	Qty	Price	Drawing Link	Color	Contacts
AR9B290	1	\$c?3:	PDF	Blue	N.O.
AR9B291	1	\$c?4:	PDF	Red	N.C.

Minimum current requirement AC/DC is 5mA

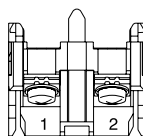
Terminal Layout



Terminal No.3, 4



AR9B290



Terminal No.1, 2



AR9B291

Max 6 contacts for non-illuminated momentary devices. Max 4 for alternate action non-illuminated devices.
Max 5 contacts for illuminated momentary devices.
Max 3 for alternate action illuminated devices.

*Exceeding the maximum number of contacts could affect the mechanical durability of the operators.