










# EchoBeam® LR80 Series Radar Level Sensor Accessories

EchoBeam Radar Level Sensor Accessories						
Part No.	Item Photo	Description	Quantity	Weight (lb)	Drawing Link	Price
<a href="#"><u>LM50-3S21</u></a>		Flowline short mounting bracket, 316 stainless steel. For use with Flowline EchoBeam frequency modulated continuous wave (FMCW) radar level sensors. 1in NPT lock nut included.	1	1.1	<a href="#"><u>PDF</u></a>	\$066v_:
<a href="#"><u>LM50-3S31</u></a>		Flowline short mounting bracket, 316 stainless steel. For use with Flowline EchoBeam frequency modulated continuous wave (FMCW) radar level sensors. 1-1/2in NPT lock nut included.	1	1.1	<a href="#"><u>PDF</u></a>	\$066v#:
<a href="#"><u>LM50-3S22</u></a>		Flowline long mounting bracket, 316 stainless steel. For use with Flowline EchoBeam frequency modulated continuous wave (FMCW) radar level sensors. 1in NPT lock nut included.	1	1.45	<a href="#"><u>PDF</u></a>	\$.066v!:
<a href="#"><u>LM50-3S32</u></a>		Flowline long mounting bracket, 316 stainless steel. For use with Flowline EchoBeam frequency modulated continuous wave (FMCW) radar level sensors. 1-1/2in NPT lock nut included.	1	1.45	<a href="#"><u>PDF</u></a>	\$066v?:
<a href="#"><u>LM53-2440</u></a>		Flowline capped reducer, PTFE, 1-1/2in female to 2in male NPT. For use with Flowline EchoBeam frequency modulated continuous wave (FMCW) radar level sensors.	1	0.25	<a href="#"><u>PDF</u></a>	\$066vy:
<a href="#"><u>LM53-4855</u></a>		Flowline adhesive mounting fitting, PVC, 1-1/2in female NPT. For use with Flowline EchoBeam frequency modulated continuous wave (FMCW) radar level sensors.	1	0.60	<a href="#"><u>PDF</u></a>	\$066vz:
<a href="#"><u>LM53-3850</u></a>		Flowline mounting flange, CPVC, 3in ANSI x 1-1/2in female NPT. For use with Flowline EchoBeam frequency modulated continuous wave (FMCW) radar level sensors.	1	1.65	<a href="#"><u>PDF</u></a>	\$.066v]:

See our website [www.AutomationDirect.com](http://www.AutomationDirect.com) for complete Engineering drawings.

## Mounting Examples



[LR80-0000](#) shown mounted to [LM50-3S21](#)  
short mounting bracket



[LR80-0000](#) shown mounted to [LM53-2440](#)  
capped reducer



[LR80-0000](#) shown mounted to [LM53-4855](#)  
mounting fitting