

DLO, RHH, RHW-2 Heavy Duty Flexible Power Cable - Unshielded



Click on the above thumbnail or go to <https://www.automationdirect.com/VID-WD-0016> for a short introduction on our cut to length cable

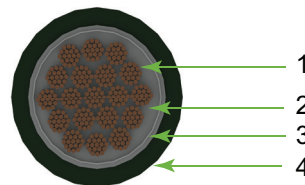



Overview

AutomationDirect's DLO, RHH, RHW-2 Heavy Duty Flexible Power Cable is a 2kV rated flexible power cable with a variety of possible applications including industrial control panel power distribution, power feeds for Variable Frequency Drives (VFDs) and motor leads in non-drive related applications, as well as non-traditional industrial applications like drilling rigs, railroad/transit car wiring, and mining equipment. With the RHH and RHW-2 ratings these cables are suitable for use in both wet and dry locations and can be used in conduits, ducts, troughs and control panels. The maximum rating for continuous use is 90°C (194°F) either wet or dry. The cable is oil, heat, flame, abrasion and sunlight resistant. AutomationDirect's Heavy Duty Flexible Power Cable is extremely flexible with a tight bend radius allowing easy installations in limited spaces. Approved for use per the NEC as Type RHH/RHW-2 and per the CSA as 2kV Type RW90.

Features

- 8AWG to 4/0 AWG
- Single conductor
- EPDM thermoset rubber conductor insulation
- CPE thermoset rubber jacket
- Cut to length in 1 foot increments
- Minimum cut lengths as low as 10 feet
- Flexibility for easy installation
- Multiple ratings and approvals
- Wide operating temperature range
- 2kV Maximum Voltage Rating
- NEC Type RHH/RHW-2
- CSA Type RW90
- Made in USA



Construction

1. Conductors: Flexible Stranded Rope-Lay Class 1 Tinned Copper per ASTM B33 and B172
2. Binder Tape: Mylar Tape
3. Conductor Insulation: Thermoset Ethylene Propylene Diene Monomer (EPDM)
4. Cable Jacket: Thermoset Chlorinated Polyethylene (CPE)

DLO, RHH, RHW-2 Cable

DLO, RHH, RHW-2 Cable Selection

Part Number	AWG	Strands ##/AWG	Insulation Thickness (EPDM)	Jacket Thickness (CPE)	Overall Diameter		Approximate Weight (lb/ft)	Minimum Cut Length (ft)*	Price per foot
			(inches)	(inches)	(inches)	(mm)			
DLO8BK-1	8	41/24	0.055	0.030	0.330	8.4	0.100	20	\$48pz:
DLO6BK-1	6	63/24	0.055	0.030	0.370	9.4	0.128	20	\$,48p]:
DLO4BK-1	4	105/24	0.060	0.030	0.440	11.2	0.187	20	\$,48p]:
DLO2BK-1	2	161/24	0.060	0.030	0.495	12.6	0.291	20	\$48p_:
DLO1-0BK-1	1/0	266/24	0.080	0.045	0.645	16.4	0.488	20	\$48p#:
DLO2-0BK-1	2/0	342/24	0.080	0.045	0.690	17.5	0.558	20	\$48pv:
DLO3-0BK-1	3/0	418/24	0.080	0.045	0.760	19.3	0.654	10	\$48px:
DLO4-0BK-1	4/0	532/24	0.080	0.045	0.815	20.7	0.829	10	\$48py:

* See web store for maximum cut lengths

DLO, RHH, RHW-2 Cable Specifications

Conductor Stranding	Flexible Stranded Rope-Lay Class 1 Tinned Copper per ASTM B33 and B172	Applicable Standards	ASTM B3 - Soft or Annealed Copper
Voltage Rating	2kV		ASTM B33 - Tinned Soft or Annealed Copper
Outer Jacket Color	Black with white print		B172 - Rope-Lay-Stranded Copper Conductors Having Bunch Stranded Members
Outer Jacket Material	CPE (Chlorinated Polyethylene) thermoset rubber		UL Subject 2806 - Type HDFPC-DLO
Cold Bend Test	-40°C (-40°F)		UL 44 - Type RHH/RHW-2
Operating Temperature	-40°C to 90°C (-40°F to 194°F)		CSA C22.2 No. 38 - Type RW90
Conductor Insulation	Black EPDM (ethylene propylene diene monomer) thermoset rubber	Approvals*	MSHA - P-07-KA100013
Temperature Rating	90°C (194°F) Wet or Dry		IEEE 1202/FT4 - Flame Test (70,000 Btu/hr Vertical Tray Test). #8 and larger CSA. 1/0 and larger UL. UL 1685 - Vertical-Tray Fire-Propagation and Smoke- Release Test ICEA S-95-658 (NEMA WC70) Power cables rated 2000 volts or less for the distribution of electrical energy
		Sample Print Legend	SOUTHWIRE® ROYAL® xxx SIZE AWG (xxxxmm2) E30117-D (UL) TYPE HDFPC-DLO EPR/CPE 2KV DLO 90C DRY 90C WET OR TYPE RHH/RHW-2 90C DRY 90C WET 2KV -40C PRI PRII SR FOR CT USE FT4 - CSA 156205 RW90 90C DRY 90C WET TC- ER 2KV -40C PRI PRII FT1 FT4 SR P-07-KA100013- MSHA SEQUENTIAL FOOTAGE MARKS xxxxxxxxFT


* To obtain the most current agency approval information, see the Agency Approval Checklist section on the specific part number's web page at www.AutomationDirect.com

DLO, RHH, RHW-2 Cable Additional Specifications

Part Number	AWG	Allowable Ampacities In Conduit*		Allowable Ampacities In Air**		Min. Bend Radius (inches)	Max. Pulling Tension (lb)
		75°C (167°F)	90°C (194°F)	75°C (167°F)	90°C (194°F)		
DLO8BK-1	8	50	55	70	80	2.63	132
DLO6BK-1	6	65	75	95	105	2.98	210
DLO4BK-1	4	85	95	125	140	3.37	334
DLO2BK-1	2	115	130	170	190	4.03	531
DLO1-0BK-1	1/0	150	170	230	260	5.52	845
DLO2-0BK-1	2/0	175	195	265	300	5.76	1065
DLO3-0BK-1	3/0	200	225	310	350	5.81	1342
DLO4-0BK-1	4/0	230	260	360	405	6.47	1693

* Ampacities based on Table 310.15(B)(16) of the National Electrical Code® for not more than three current-carrying conductors in raceway, cable or earth. Based on ambient temperature of 30°C (86°F).

** Ampacities based on Table 310.15(B)(17) of the National Electrical Code® allowable ampacities of single-insulated conductors rated up to and including 2000 Volts in free air. Based on ambient temperature of 30°C (86°F).



Please Note: Our prices on DLO Power cable are closely tied to the market price for copper. This allows us to offer the best savings possible if conditions are favorable; however, it also means that our prices may increase if market conditions warrant.