

Datalogic Safety Light Curtains

Advanced Series Accessories



Communication Interface



SG4-DONGLE



SG4-DONGLE communication interface attaches to programmable Datalogic Safety Light Curtains and a PC through an Ethernet TCP/IP connection allowing remote monitoring and remote programming. Configuring, cloning, error logging and remote monitoring and programming are simplified through the free downloadable software.*

**Note: To connect SG4-DONGLE directly to a PC, order Ethernet cable CAB-ETH-M01.*

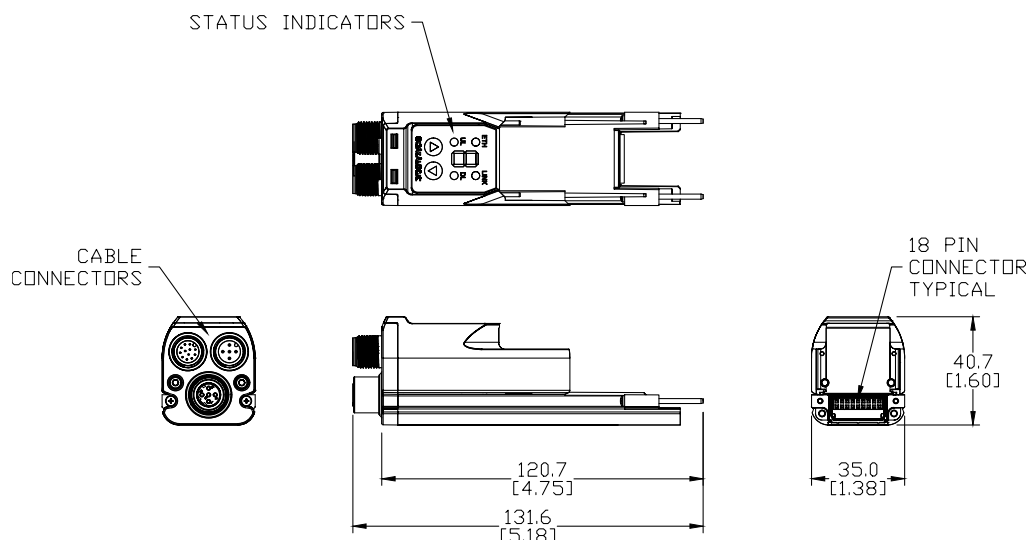
- Configuration cloning
- Ethernet TCP/IP connection
- Remote monitoring
- Remote programming using SG-EXTENDED-GUI software
- CE compliant

Safety Light Curtains Communication Interface and Software

| Part Number | Price | Description |
|-------------------------------|----------|---------------------------------------------------------------------------------------------------------------------------------------------------------------|
| <u>SG4-DONGLE</u> | \$010be: | Programming dongle. Requires programming software included with SG4 (-P) light curtains. |
| <u>SG-EXTENDED-GUI</u> | \$-10ig: | Programming software for SG4 series (-P) on CD; software also available for free download from Automationdirect.com |

Dimensions

mm [in]



Datalogic Safety Light Curtains

Advanced Series Accessories

Communication Software

SG-EXTENDED-GUI communication software is available for download free of charge at www.automationdirect.com.
Remote monitoring and programming are simplified through the software.*

*Note: To connect directly to a PC, order Ethernet cable [CAB-ETH-M01](#).

- Remote monitoring
- Remote configuration

Part No. SG-EXTENDED-GUI

\$-10ig:

Software CD

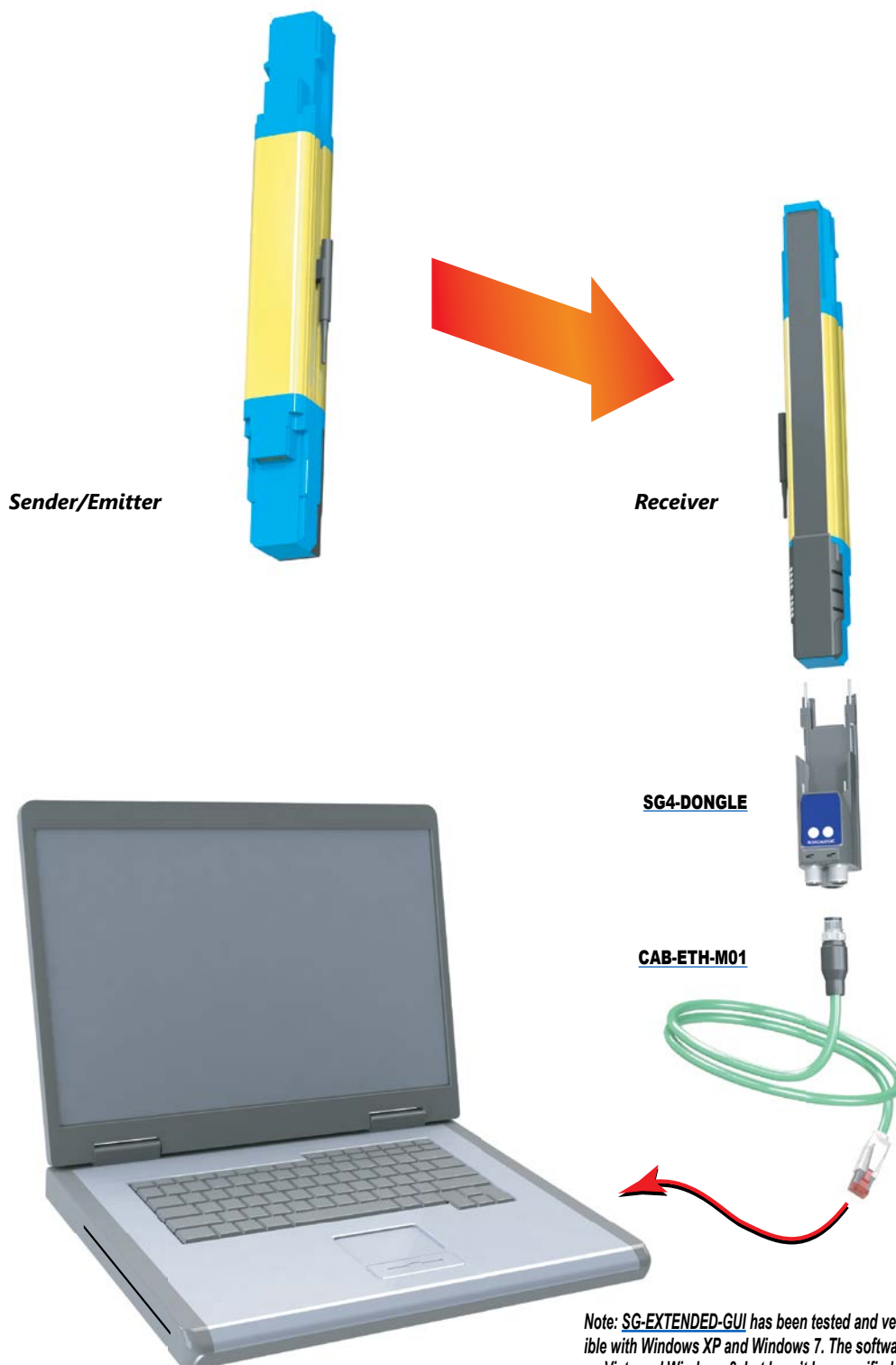
| Datalogic Parameters | | |
|---------------------------|---------------------------------------------------------------------|---------------------------------------------------------------------------------------------|
| Function | Parameters with BCM (Basic Configuration Mode): Without GUI | Parameters with ACM (Advanced Configuration Mode): With GUI |
| Coding | None / Code 1 / Code 2 | None / Code 1 / Code 2 |
| Restart Mode | Auto / Manual Restart | Auto / Manual Restart |
| Override Restart | Manual | Manual / Auto |
| EDM | Enable / Disable | Enable / Disable |
| Range Reduction | Long / Short | Long / Short |
| Muting Type | T-muting / L-muting | T-muting / L-muting For L-muting: T12 time interval selection, T12 multiplier selection |
| Muting Timeout | 10 minute / infinite | Selectable length in steps of 1 minute from 10min to 1080 minutes |
| Muting Filter | None | ON (100ms) or OFF |
| Muting Delay | None | Selectable in steps of 100ms up to 1000ms |
| Partial Muting | None | Possible to define up to 5 zones each defined in position and dimension |
| Override Mode | Level / Edge | Level / Edge |
| Override Timeout | 120 seconds | Selectable in steps of 1 minute from 1 to 256 minutes |
| Fixed Blanking | Two zones can be configured | 5 zones can be configured, also with increased tolerance (top or bottom) |
| Floating Blanking | 1 or 2 beams floating blanking with partial surveillance selectable | **5 zones can be configured, total or partial surveillance without limit of number of beams |
| Reduced Resolution | 4 beams | 1 / 2 / 3 / 4 beams selectable |

**Note - Blocking the two beams on both ends at the same time is not permitted.

Datalogic Safety Light Curtains

Accessories

Communication Interface



Note: SG-EXTENDED-GU has been tested and verified compatible with Windows XP and Windows 7. The software will also run on Vista and Windows 8, but hasn't been verified.

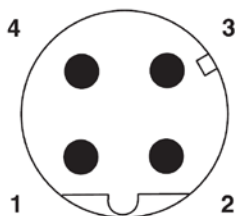
Datalogic – Ethernet Cables



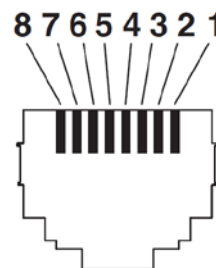
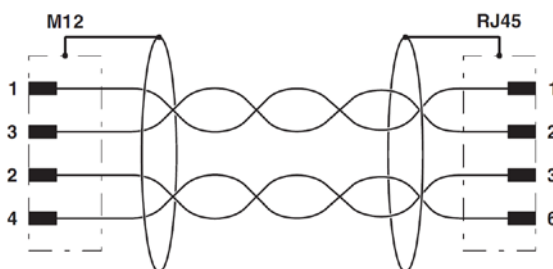
| Datalogic Communication Cables | | |
|--------------------------------|----------|-------------------------------------------------------------------------------------------------------------|
| Part Number | Price | Description |
| <u>CAB-ETH-M01</u> | \$10as: | Datalogic cable, Ethernet, PVC jacket, shielded, 1m [3.28 ft] cable length, M12 4-pin male D-coded to RJ45 |
| <u>CAB-ETH-M03</u> | \$;10at: | Datalogic cable, Ethernet, PVC jacket, shielded, 3m [9.84 ft] cable length, M12 4-pin male D-coded to RJ45 |
| <u>CAB-ETH-M05</u> | \$10au: | Datalogic cable, Ethernet, PVC jacket, shielded, 5m [16.40 ft] cable length, M12 4-pin male D-coded to RJ45 |

**CAB-ETH-M01****CAB-ETH-M03****CAB-ETH-M05**

Diagrams



Pin assignment M12 male connector,
4-pos., D-coded, male side



Connector pin assignment plug RJ45



Cable cross section

Safety Products



Warning: Safety products sold by AutomationDirect are Safety components only. The purchaser/installer is solely responsible for the application of these components and ensuring all necessary steps have been taken to assure each application and use meets all performance and applicable safety requirements and/or local, national and/or international safety codes as required by the application. AutomationDirect cannot certify that our products, used solely or in conjunction with other AutomationDirect or other vendors' products, will assure safety for any application. Any person using or applying any products sold by AutomationDirect is responsible for learning the safety requirements for their individual application and applying them, and therefore assumes all risks, and accepts full and complete responsibility, for the selection and suitability of the product for their respective application.

AutomationDirect does not provide design or consulting services, and cannot advise whether any specific application or use of our products would ensure compliance with the safety requirements for any application.