

Datalogic Safety Light Curtains

Specification	SG4-14 Base Series	SG4-30 Base Series	SG4-14 Advanced Series	SG4-30 Advanced Series
Description	<i>Finger Protection, 14mm resolution</i>	<i>Hand Protection, 30mm resolution</i>	<i>Finger Protection, 14mm resolution</i>	<i>Hand Protection, 30mm resolution</i>
Protected Height	150 to 900mm (5.91 to 35.43 in)	300 to 1800mm (11.81 to 70.81 in)	300 to 750mm (11.81 to 29.52 in) (No Dead Zone)	300 to 1800mm (11.81 to 70.87 in) (No Dead Zone)
Safety Level	Cat.4, PLe (EN/ISO 13849-1) Type 4 (IEC 61496-1/2)	Cat.4, PLe (EN/ISO 13849-1) Type 4 (IEC 61496-1/2)	Cat.4, PLe (EN/ISO 13849-1) Type 4 (IEC 61496-1/2)	Cat.4, PLe (EN/ISO 13849-1) Type 4 (IEC 61496-1/2)
Operating Range	0.2 to 6m (0.66 to 19.68 ft)	0.2 to 19m (0.66 to 63.34 ft)	0.2 to 4m (0.66 to 13.12 ft) 0.2 to 7m (0.66 to 22.97 ft) (Selectable)	0.2 to 12m (0.66 to 39.32 ft) 0.2 to 20m (0.66 to 65.62 ft) (Selectable)
Output State	N.C.	N.C.	N.C.	N.C.
Logic Output	Dual PNP outputs, short-circuit protected	Dual PNP outputs, short-circuit protected	Dual PNP / NPN configurable outputs short-circuit protected	Dual PNP / NPN configurable outputs short-circuit protected
Connection Type	Sender: 4-pole, M12 connector Receiver: 8-pole, M12 connector	Sender: 4-pole, M12 connector Receiver: 8-pole, M12 connector	Sender: M12 5-pole connector Receiver: M12 12 poles + M12 5 poles for muting applications M12 12 poles for blanking applications	Sender: M12 5-pole connector Receiver: M12 12 poles + M12 5 poles for muting applications M12 12 poles for blanking applications
Supply Voltage	24VDC \pm 20%	24VDC \pm 20%	24VDC \pm 20%	24VDC \pm 20%
Rating	IEC IP65	IEC IP65	IEC IP65	IEC IP65



Datalogic Safety Light Curtains

Base Series, Finger-safe



Safety light curtain with 14mm resolution

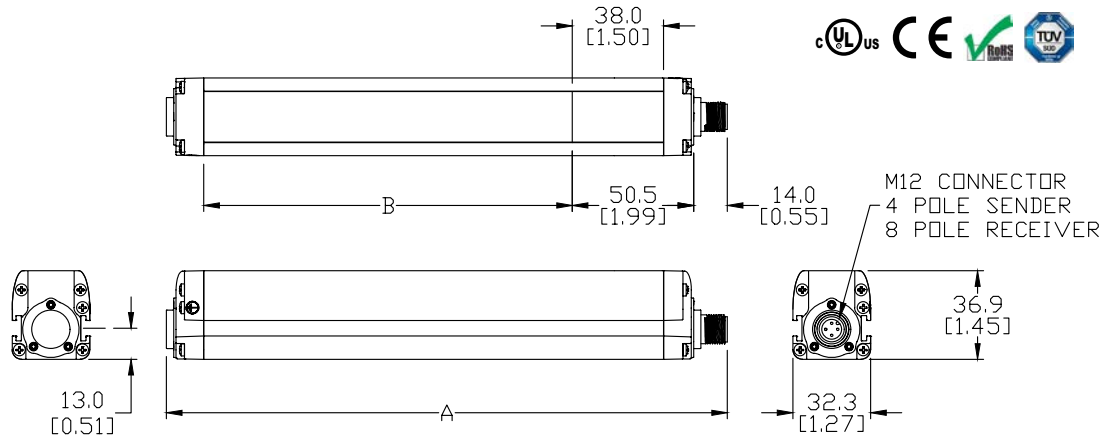
- Includes both sender and receiver
- Integrated light curtain for finger protection
- Operating distance up to 6m
- Protected heights ranging from 150 to 900 mm (5.91 to 35.43 in)
- Compact 32 x 37 mm (1.25 x 1.46 in) profile
- Selectable EDM (external device monitoring)
- Selectable manual / automatic restart
- IP65 rated
- Type 4, PLe, SIL3
- UL, CE, TUV and RoHS compliant

SG4-14 Base Series with EDM Selection Table

Part Number	Price	Protected Height B mm[in]	Total Height A mm[in]	Number of Beams	Response Time [ms]	Approximate Product Weight per Unit - kg [lb]
SG4-14-015-00-E	\$00?98:	150 [5.91]	233.3 [9.81]	16	11	1.40 [3.09]
SG4-14-030-00-E	\$-00?hi:	300 [11.81]	383.2 [15.09]	32	15	2.10 [4.63]
SG4-14-045-00-E	\$,-000?hj:	450 [17.72]	533.2 [20.99]	48	18	2.60 [5.73]
SG4-14-060-00-E	\$,000?hk:	600 [23.62]	683.2 [26.90]	64	22	3.00 [6.61]
SG4-14-075-00-E	\$,-000?hl:	750 [29.53]	833.2 [32.80]	80	25	4.00 [8.82]
SG4-14-090-00-E	\$,000?hn:	900 [35.43]	983.2 [38.71]	96	29	4.30 [9.48]

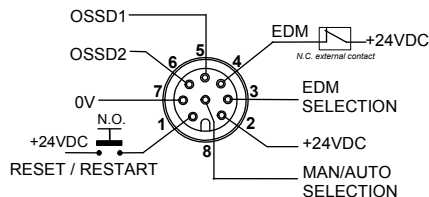
Dimensions

mm [in]

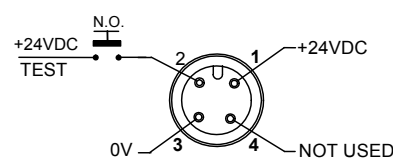


Connections

Receiver
M12 8-pole male connector



Sender
M12 4-pole male connector



Assignment	Function	Pins on Sender
		M12
Reset / Restart	Automatic / Manual reset / Restart	1
Supply Voltage	+24VDC	2
EDM	EDM Activation	3
EDM	EDM	4
Output	OSSD1 (Output Single Switching Device)	5
Output	OSSD2 (Output Single Switching Device)	6
0V	0V	7
Reset Selection	Select Automatic / Manual reset	8

Assignment	Function	Pins on Sender
		M12
Supply Voltage	+24VDC	1
Test	Test	2
0V	0V	3
N/A	Not Used	4

Note: Confirm the specific color to each pinout based on the cable used during installation.

Datalogic Safety Light Curtains

Base Series

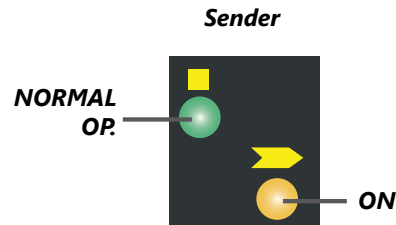
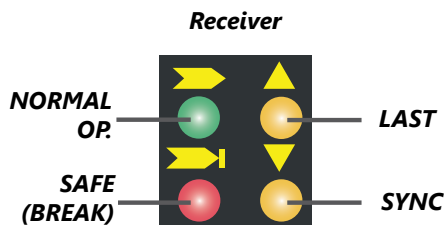


SG4-14 and SG4-30 Base Series with EDM Specifications

Model	SG4-14 Base Series (finger protection)		SG4-30 Base Series (hand protection)	
Electrical Data				
Supply Voltage	24VDC ± 20%			
Current Consumption (Sender)	2.5 W maximum			
Current Consumption (Receiver)	3.5 W maximum (without load)			
OSSD Outputs	2 PNP			
Short Circuit Protection	1.4 A maximum			
Output Current	0.5 amps maximum on each output			
Output Voltage – ON status:	Vdd-1V minimum			
Output Voltage – OFF status:	0.2 V maximum			
Leakage Current	< 1mA			
Compacitive Load	2.2 uF @ 24VDC (if a longer cable must be used, verify that the capacitive load specifications are respected)			
Protected Height	150 - 900 mm (5.91 - 35.43 in)	300 - 1800 mm (11.81 - 70.87 in)		
Safety Category	Type 4, IEC 61496-1			
Auxiliary Functions	Reset / Test			
	Selectable Manual / Automatic Reset			
	Selectable EDM			
Electrical Protection	Class I / Class III			
Electrical Connections	M12 4-pole for sender			
	M12 8-pole for receiver			
Cable Length (for supply power)	50m (164ft) maximum (if a longer cable must be used, verify that the capacitive load specifications are respected)			
Optical Data				
Light Emission	Infared LED (950nm)			
Resolution	14mm	30mm		
Operating Distance	0.2 - 6 m	0.2 - 19 m		
Aperature Angle (EAA)	±2.5° maximum			
Ambient Light Rejection	IEC 61496-2			
Mechanical and Environmental Data				
Operating Temperature	0 to 55°C (32 to 131°F)			
Storage Temperature	-25 to 70°C (-13 to 158°F)			
Temperature Class	T6			
Humidity	15 - 95% (non-condensing)			
Mechanical Protection	IP65 (EN 60529)			
Vibrations	Width 0.35 mm			
	Frequency 10 - 55 Hz 20 sweep per axis			
	1 octave / min (EN 60068-2-6)			
Housing Material	Painted aluminum (yellow RAL 1003) front screen			
Protective Shield Material	PMMA (Polymethylmethacrylate [acrylic])			
Cap Material	PC MAKROLON			
Weight	1.3 Kg / m			
Agency Approvals	UL E226479, CE, TUV, RoHS			

To obtain the most current agency approval information, see the Agency Approval Checklist section on the specific part number's web page at www.AutomationDirect.com

Status Indicators



Datalogic Safety Light Curtains

Accessories

Mounting Brackets

Datalogic Safety Light Curtains Mounting Brackets Selection Guide

Part Number	Price	Mounting Bracket Type	For Use With	Qty Per Package	Drawing
<u>ST-K4ROT</u>	\$10ba:	Rotational	SG4 Base Series (-E) light curtains	4	<u>PDF</u>
<u>ST-K4ROT-SH</u>	\$6g7a:	Rotational	All SH4 Series light curtains	4	<u>PDF</u>
<u>ST-KSTD</u>	\$10bb:	Standard	All SG4 and SH4 Series light curtains	4	<u>PDF</u>
<u>ST-K4OR</u>	\$10b9:	Lateral orientable	All SG4 and SH4 Series light curtains	4	<u>PDF</u>
<u>ST-K4AV</u>	\$10b8:	Anti-vibration	All SG4 and SH4 Series light curtains	4	<u>PDF</u>



[ST-K4ROT](#)



[ST-K4ROT-SH](#)



[ST-KSTD](#)



[ST-K4OR](#)



[ST-K4AV](#)

Datalogic Safety Light Curtains

Accessories



Test Pieces

TP-14 and TP-30 test pieces are used to verify if the resolution of safety light curtains is maintained inside the entire detection field. TP-14 has a diameter of 14mm [0.55 in] and TP-30 has a diameter of 30mm [1.18 in]. Both models have an overall length of 300mm [11.81 in].

Safety Light Curtains Test Pieces		
Part Number	Price	Description
TP-14	\$;10bf:	Test rod for 14mm resolution finger detection light curtains, plastic, 14mm diameter
TP-30	\$10bg:	Test rod for 30mm resolution hand detection light curtains, plastic, 30mm diameter



TP-14



TP-30

Safety Products



Warning: Safety products sold by AutomationDirect are Safety components only. The purchaser/installer is solely responsible for the application of these components and ensuring all necessary steps have been taken to assure each application and use meets all performance and applicable safety requirements and/or local, national and/or international safety codes as required by the application. AutomationDirect cannot certify that our products, used solely or in conjunction with other AutomationDirect or other vendors' products, will assure safety for any application. Any person using or applying any products sold by AutomationDirect is responsible for learning the safety requirements for their individual application and applying them, and therefore assumes all risks, and accepts full and complete responsibility, for the selection and suitability of the product for their respective application.

AutomationDirect does not provide design or consulting services, and cannot advise whether any specific application or use of our products would ensure compliance with the safety requirements for any application.