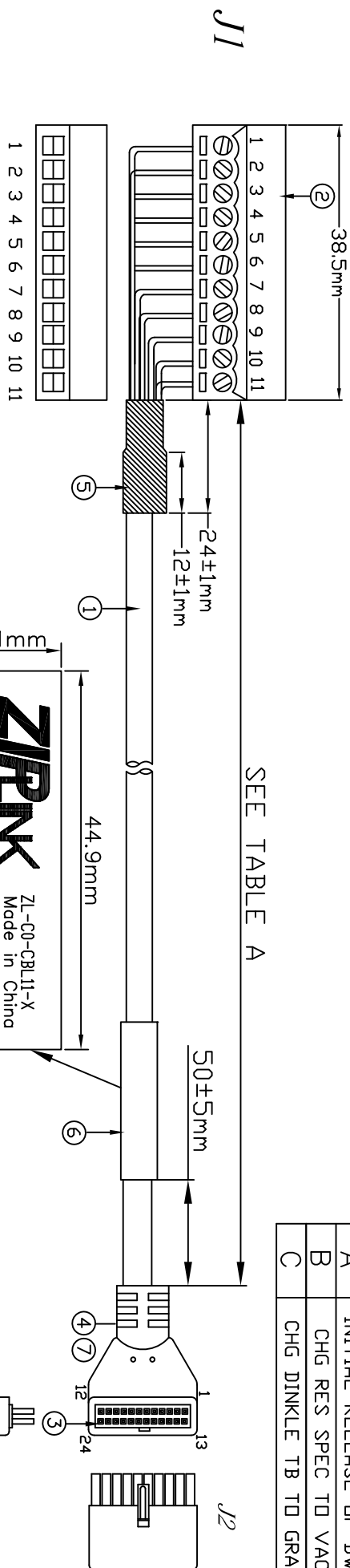


REV	DESCRIPTION	DATE
A	INITIAL RELEASE OF DWG	OCT.29.2007
B	CHG RES SPEC TO VAC	DEC.8.2007
C	CHG DINKLE TB TO GRAY	APR.9.2008



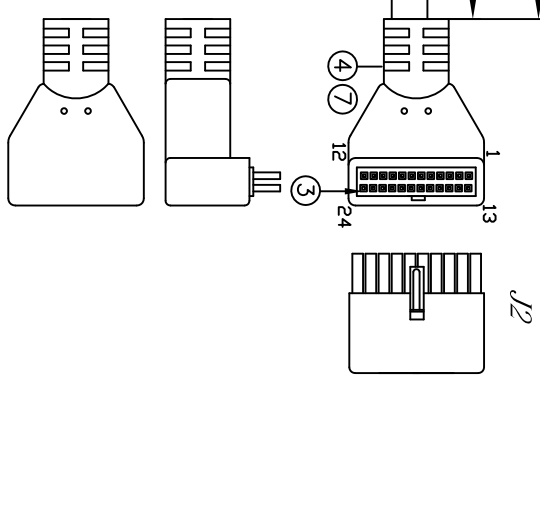
SEE TABLE A

ELECTRICAL PROPERTIES:

1. 100% OPEN AND SHORT TEST.
2. WITHSTANDING VOLTAGE:
1530 VAC FOR 1 MIN OR 1836 VAC FOR 1 SEC
3. MAXIMUM WORKING VOLTAGE=265V AC/DC
4. MAXIMUM OPERATING CURRENT=40A PER CABLE RATED 20 CONDUCTORS AT 2A PER EACH.
5. TOP CHARGER ENTERPRISE CO.,LTD UL FILE NUMBER=E189544

CONNECTIONS NOTES:

1. 2 WIRES ARE CONNECTED TO ALL TERMINAL BLOCK POSITIONS EXCEPT 10&11.
2. CUT UNUSED WIRES CONNECTED TO J2-2,8,13&19 BACK TO JACKET BEFORE ADDING HEAT SHRINK.
3. ALEX 3025-24 HAVE FULL PIN(???)PIN)

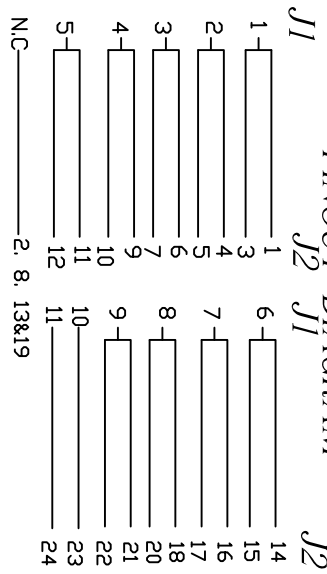


BILL OF MATERIAL

⑦	KEY 35P PVC, BLACK COLOR.	24*2g	CC002
⑥	LABEL+UL CLEAR HEAT SHRINK TUBE(OD9.0mm, L:50mm)	1PCS	CC017
⑤	BLACK HEAT SHRINK TUBE(OD9.0mm, L:24mm)	1PCS	CC016
④	45P PVC, BLACK COLOR.	20.0g	CC002
③	H.S.G ALEX P/N: 3025-24 PITCH3.00mm	1PCS	CH020
	TER ALEX P/N: 3030T2.	24PCS	
②	H.S.G P/N: EC350V-11P-GY GRAY	1SET	C001
	UL2464 24AWG*24C+PAPER(300V,80°C)	SEE DRAW	CA003
①	OD: 8.2mm, JACKET BLACK COLOR.		
NO	DESCRIPTION	Q'TY	VENDOR

TABLE A

NO.	CUST NO	LENGTH
1	ZL-C0-CBL11	500±20(1.6ft)
2	ZL-C0-CBL11-1	1000±20(3.3ft)
3	ZL-C0-CBL11-2	2000±20(6.6ft)



MATCH Data International Co.,Ltd

PART NO: SC01A040064	DWG NO:	REV:
CUST NO:	CCK01710083	C

TITLE : ZL-C0-CBL11-X/A

H.S.G11P/H.S.G2*12P SHEET 1 OF 1

DRAWG BY	???	CHECK BY		APPROVED BY		CUST APPROVED	
----------	-----	----------	--	-------------	--	---------------	--