


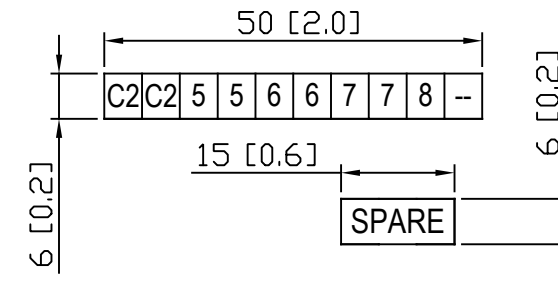
REVISIONS:

A >> 7/22/2016 >> INITIAL RELEASE TO PRODUCTION

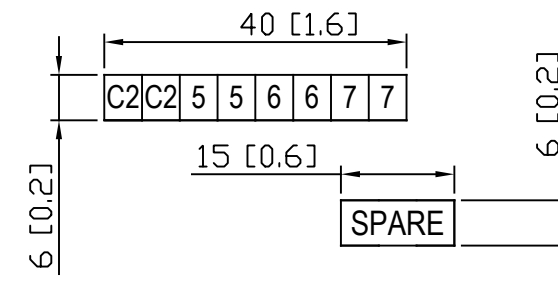
B >> 2/14/2018 >> ADD P1-08NE3,P1-08NA,P1-08TA,P1-4ADL2DAL-1,P1-4ADL2DAL-2

MODULE		LABELS FOR ZL-RTB20								LEVEL	
P1-08ND3 P1-08NE3 P1-08NA P1-08TA	C1	1	2	3	4	C2	5	6	7	8	UPPER
	C1	1	2	3	4	C2	5	6	7	8	LOWER
P1-04ADL-1 P1-04DAL-1	24V	I1+	I2+	I3+	I4+	0V	COM	COM	COM	COM	UPPER
	24V	I1+	I2+	I3+	I4+	0V	COM	COM	COM	COM	LOWER
P1-04ADL-2 P1-04DAL-2	24V	V1+	V2+	V3+	V4+	0V	COM	COM	COM	COM	UPPER
	24V	V1+	V2+	V3+	V4+	0V	COM	COM	COM	COM	LOWER
P1-08TD1 P1-08TD2	V+	1	2	3	4	COM	5	6	7	8	UPPER
	V+	1	2	3	4	COM	5	6	7	8	LOWER
P1-4ADL2DAL-1	24V	INPUT				0V	OUTPUT		COM	COM	UPPER
	24V	I1+	I2+	I3+	I4+	0V	I1+	I2+	COM	COM	LOWER
P1-4ADL2DAL-2	24V	INPUT				0V	OUTPUT		COM	COM	UPPER
	24V	V1+	V2+	V3+	V4+	0V	V1+	V2+	COM	COM	LOWER
MODULE		LABELS FOR ZL-RTB20-1								LEVEL	
P1-08ND3 P1-08NE3 P1-08NA P1-08TA	C1				C2				UPPER		
	1	2	3	4	5	6	7	8	MIDDLE		
	1	2	3	4	5	6	7	8	LOWER		
P1-04ADL-1 P1-04DAL-1	24V				0V				UPPER		
	I1+	I2+	I3+	I4+	COM	COM	COM	COM	MIDDLE		
	I1+	I2+	I3+	I4+	COM	COM	COM	COM	LOWER		
P1-04ADL-2 P1-04DAL-2	24V				0V				UPPER		
	V1+	V2+	V3+	V4+	COM	COM	COM	COM	MIDDLE		
	V1+	V2+	V3+	V4+	COM	COM	COM	COM	LOWER		
P1-08TD1 P1-08TD2	V+				COM				UPPER		
	1	2	3	4	5	6	7	8	MIDDLE		
	1	2	3	4	5	6	7	8	LOWER		
P1-4ADL2DAL-1	24V				0V				UPPER		
	INPUT				OUTPUT		COM	COM	MIDDLE		
	I1+	I2+	I3+	I4+	I1+	I2+	COM	COM	LOWER		
P1-4ADL2DAL-2	24V				0V				UPPER		
	INPUT				OUTPUT		COM	COM	MIDDLE		
	V1+	V2+	V3+	V4+	V1+	V2+	COM	COM	LOWER		
6100-00279-B	SPARE	SPARE	SPARE	SPARE	 PN: ZL-P1-CBL10-FP REV. B						

ZL-RTB20 CUT-OUT LABEL DIMENSIONS



ZL-RTB20-1 CUT-OUT LABEL DIMENSIONS



MATERIAL: VINYL, ADHESIVE BACKED  
 TEXT: BLACK TEXT ON WHITE BACKGROUND  
 CARRIER: DIE CUT LINES SHOWN IN RED  
 1 PLOTTED INCH = 25.4 DRAWING UNITS

COMPANY: FACTS ENGINEERING LLC  
 DATE: FEBRUARY 14,2018  
 DESCRIPTION: ZIPLINK TERMINAL BLOCK LABELS  
 PART NUMBER: ZL-P1-CBL10-FP  
 REVISION: B