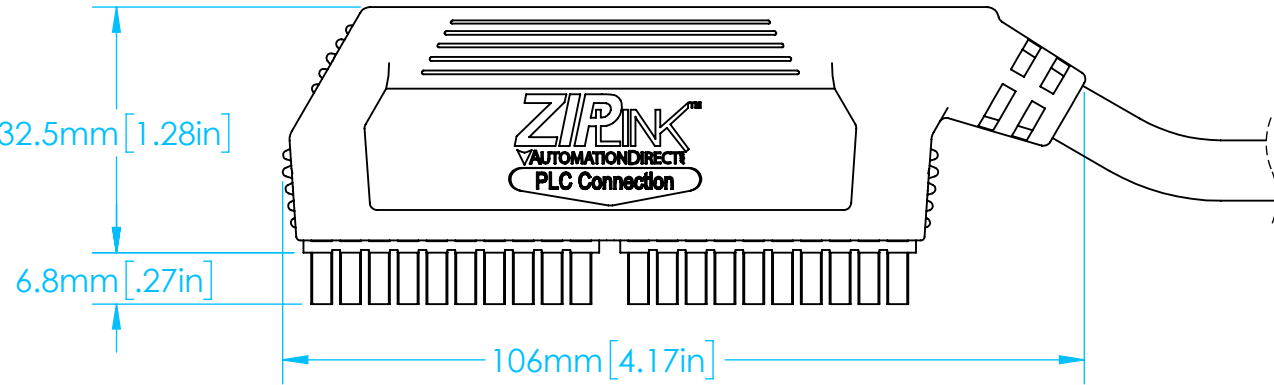


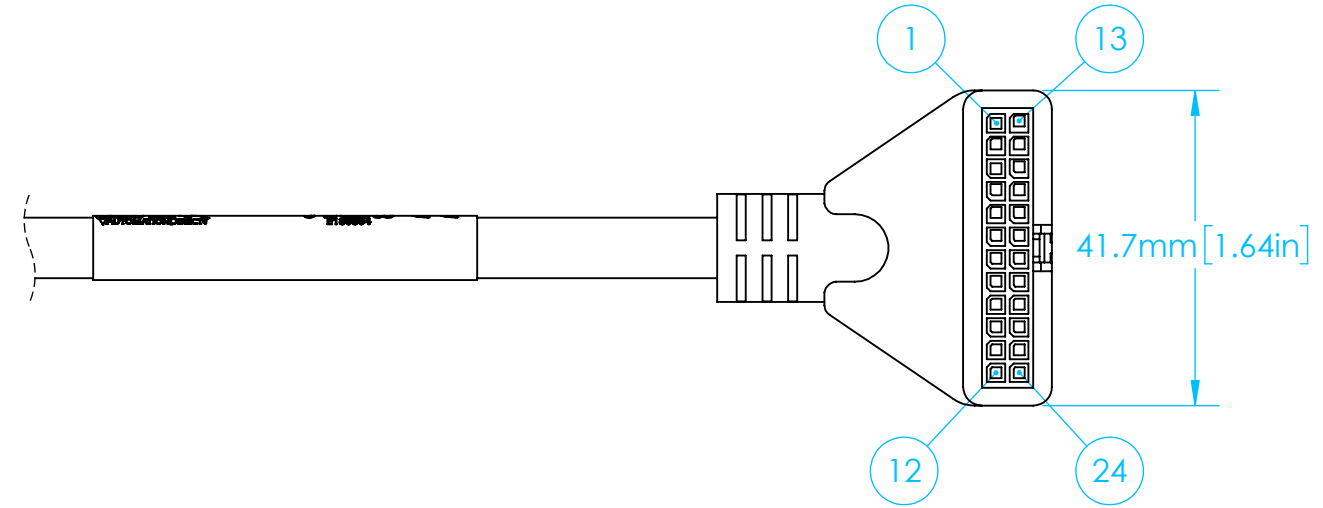
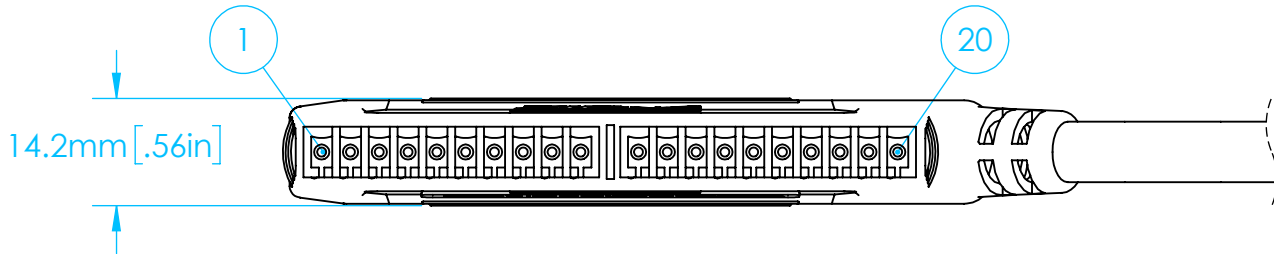
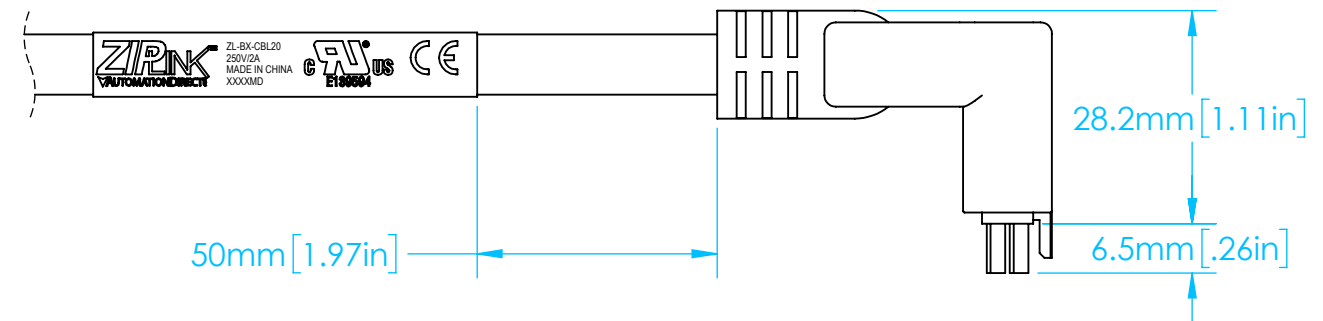
TABLE A

PART NO.	LENGTH
ZL-BX-CBL20	0.5m (1.7ft)
ZL-BX-CBL20-1	1.0m (3.3ft)
ZL-BX-CBL20-2	2.0m (6.6ft)

P1
PLC CONNECTION



P2
ZIPLINK CONNECTION



PIN-OUT DIAGRAM

P1	P2
1	1
2	13
3	3
4	4
5	5
6	6
15	7
16	19
17	9
13	10
14	11
12	12
6	2
7	14
8	15
9	16
10	17
18	18
18	8
19	20
20	21
11	22
12	23
	24

NOTES:

- CABLE: 24 CONDUCTOR, 24 AWG, PVC JACKET INSULATION RATING 80°C (176°F), 300V
- CURRENT: 2A PER CONDUCTOR, 40A MAXIMUM CABLE CURRENT
- VOLTAGE
 - 240V AC/DC RATED OPERATING VOLTAGE
 - 265V AC/DC MAXIMUM VOLTAGE
- OPERATING TEMPERATURE: 0-60°C (32-140°F)
- P1 CONNECTOR: 20 POSITION OVERMOLDED TERMINAL BLOCK FOR BRX PLC
- P2 CONNECTOR: 24-PIN RECEPTACLE EQUIVALENT TO MOLEX MICRO-FIT3.0 (PART # 43025-2400)
- MINIMUM BEND RADIUS: 65.6MM [2.58IN]

ZL-BX-CBL20-n	
Rev: B	Date: 5/25/2017
Units: mm [inches]	
Scale: 1:1	
ZIPLink Connector Module Cable	