




To download fullsize color .pdf Ziplink Wiring Diagrams go to www.Automationdirect.com website


ZIP LINK™
Automationdirect.com
800-633-0405

ZipLink Connector Modules


9, 15, 25 Pin Male & Female Dsub to Terminal Blocks



ZL-CMDB9



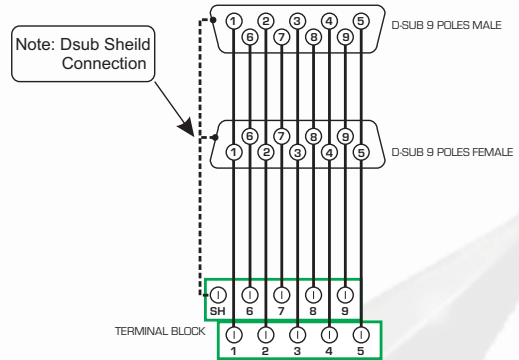
ZL-CMDB15



ZL-CMDB25

Type:
ZL-CMDB9

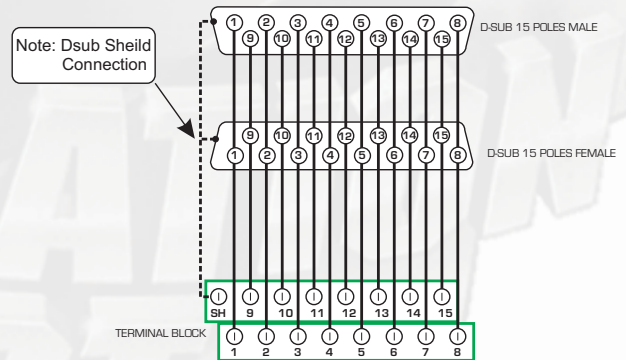
D-Subminiature Modules	
Part Number	ZL-CMDB9
Description	Connector module, 9-pin male and female Dsub to terminal blocks
Approvals	UL/CUL/CE
Voltage Ratings	50VAC/75VDC
Maximum Current per Channel	1A
Number of Channels	9
Wire Range (Rated Cross Section)	14 - 22 AWG (0.2 - 2.5mm ²)
Operating Temperature Range	-10°C to +50°C
Wire Strip Length	0.32"(8mm)
D-Sub Shielded Cable	ZL-DB9-CBL
Terminal Block Contacts	Copper alloy, tin lead plating
Dimensions (L x W x H)	1.53"(39mm)x2.48"(63mm)x2.58"(93mm)



Wiring Diagram

Type:
ZL-CMDB15

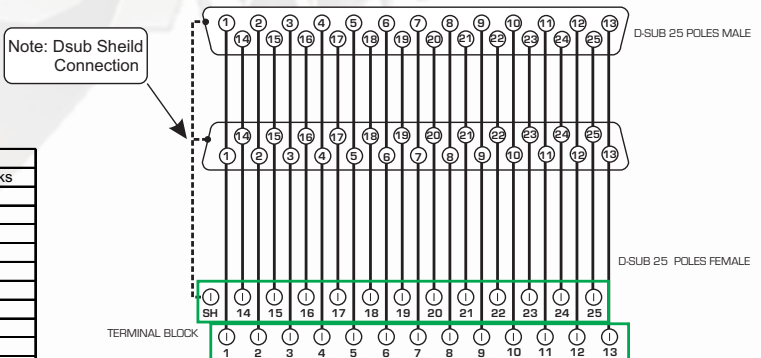
D-Subminiature Modules	
Part Number	ZL-CMDB15
Description	Connector module, 15-pin male and female Dsub to terminal blocks
Approvals	UL/CUL/CE
Voltage Ratings	50VAC/75VDC
Maximum Current per Channel	1A
Number of Channels	15
Wire Range (Rated Cross Section)	14 - 22 AWG (0.2 - 2.5mm ²)
Operating Temperature Range	-10°C to +50°C
Wire Strip Length	0.32"(8mm)
D-Sub Shielded Cable	ZL-DB15-CBL
Terminal Block Contacts	Copper alloy, tin lead plating
Dimensions (L x W x H)	1.93"(49mm)x2.48"(63mm)x2.58"(93mm)



Wiring Diagram

Type:
ZL-CMDB25

D-Subminiature Modules	
Part Number	ZL-CMDB25
Description	Connector module, 25-pin male and female Dsub to terminal blocks
Approvals	UL/CUL/CE
Voltage Ratings	50VAC/75VDC
Maximum Current per Channel	1A
Number of Channels	25
Wire Range (Rated Cross Section)	14 - 22 AWG (0.2 - 2.5mm ²)
Operating Temperature Range	-10°C to +50°C
Wire Strip Length	0.32"(8mm)
D-Sub Shielded Cable	ZL-DB25-CBL
Terminal Block Contacts	Copper alloy, tin lead plating
Dimensions (L x W x H)	2.87"(73mm)x2.48"(63mm)x2.58"(93mm)



Wiring Diagram