


REVISIONS:
MARCH 6, 2008
ADDED PN AND REV.
REVISION B

72 [2.8]

MODULE	LABELS FOR ZL-RTB20												LEVEL
F2-02DA-1 F2-02DA-2	+24V	+24V	CH1+	CH1+	CH2+	CH2+	--	--	--	--	--	--	UPPER
	0V	0V	CH1-	CH1-	CH2-	CH2-	--	--	--	--	--	--	LOWER
F2-02DAS-1	+V1	+V1	CH1+	CH1+	--	--	+V2	+V2	CH2+	CH2+	--	--	UPPER
	0V1	0V1	CH1-	CH1-	--	--	0V2	0V2	CH2-	CH2-	--	--	LOWER
F2-02DAS-2	+V1	+V1	CH1+	CH1+	--	--	+V2	+V2	CH2+	CH2+	--	--	UPPER
	0V1	0V1	CH1-	CH1-	--	--	0V2	0V2	CH2-	CH2-	--	--	LOWER
F2-08DA-2	+24V	+24V	+V2	+V2	+V4	+V4	+V6	+V6	+V8	+V8	--	--	UPPER
	0V	0V	+V1	+V1	+V3	+V3	+V5	+V5	+V7	+V7	--	--	LOWER
F2-04AD-1 F2-04AD-2	+24V	+24V	CH1+	CH1+	CH2+	CH2+	CH3+	CH3+	CH4+	CH4+	--	--	UPPER
	0V	0V	CH1-	CH1-	CH2-	CH2-	CH3-	CH3-	CH4-	CH4-	--	--	LOWER
F2-08AD-1 F2-08AD-2	+24V	+24V	CH2+	CH2+	CH4+	CH4+	CH6+	CH6+	CH8+	CH8+	--	--	UPPER
	0V	0V	CH1+	CH1+	CH3+	CH3+	CH5+	CH5+	CH7+	CH7+	--	--	LOWER
F2-4AD2DA	+24V	+24V	IN CH1	IN CH1	IN CH3	IN CH3	OUT CH2	OUT CH2	OUT CH1	OUT CH1	--	--	UPPER
	0V	0V	IN CH2	IN CH2	IN CH4	IN CH4	OUT CH3	OUT CH3	OUT CH4	OUT CH4	--	--	LOWER


99 [3.9]

LABEL SHEET 2 OF 2 FOR CABLE ZL-D2-CBL10 

72 [2.8]

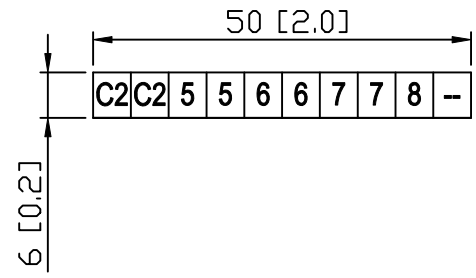
MODULE	LABELS FOR ZL-RTB20												LEVEL
D2-04TD1	+24V	+24V	0	0	1	1	2	2	3	3	--	--	UPPER
	0V	0V	C	C	C	C	C	C	C	C	--	--	LOWER
D2-04TRS	--	--	0	0	1	1	2	2	3	3	--	--	UPPER
	--	--	C0	C0	C1	C1	C2	C2	C3	C3	--	--	LOWER
D2-08ND3 D2-08NA-1 D2-08NA-2 D2-08TA D2-08TD1 D2-08TR	C	C	4	4	5	5	6	6	7	7	--	--	UPPER
	C	C	0	0	1	1	2	2	3	3	--	--	LOWER
D2-08TD2	V	V	4	4	5	5	6	6	7	7	--	--	UPPER
	C	C	0	0	1	1	2	2	3	3	--	--	LOWER
D2-08CDR	OUT 0	OUT 0	OUT 1	OUT 1	OUT 2	OUT 2	OUT 3	OUT 3	CB	CB	--	--	UPPER
	CA	CA	IN 0	IN 0	IN 1	IN 1	IN 2	IN 2	IN 3	IN 3	--	--	LOWER
D2-CTRINT	C0	C0	C1	C1	C2	C2	C3	C3	C4	C4	--	--	UPPER
	0	0	1	1	2	2	3	3	4	4	--	--	LOWER
F2-08TA F2-08TR	1	1	2	2	4	4	COM 4-7	COM 4-7	7	7	--	--	UPPER
	0	0	COM 0-3	COM 0-3	3	3	5	5	6	6	--	--	LOWER

99 [3.9]

LABEL SHEET 1 OF 2 FOR CABLE ZL-D2-CBL10 

PART NUMBER: ZL-D2-CBL10-FP REV: B

DIE CUT DIMENSIONS



MATERIAL: VINYL, ADHESIVE BACKED
TEXT: BLACK LETTERS ON WHITE BACKGROUND
CARRIER: DIE CUT ON SHEET AS SHOWN
1 PLOTTED INCH = 25.4 DRAWING UNITS

COMPANY: FA
DATE: MARCH
DESCRIPTION
PART NUMBER
REVISION: B