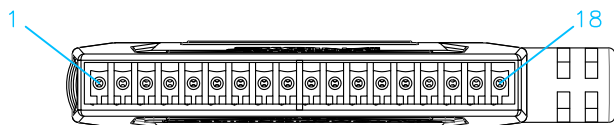
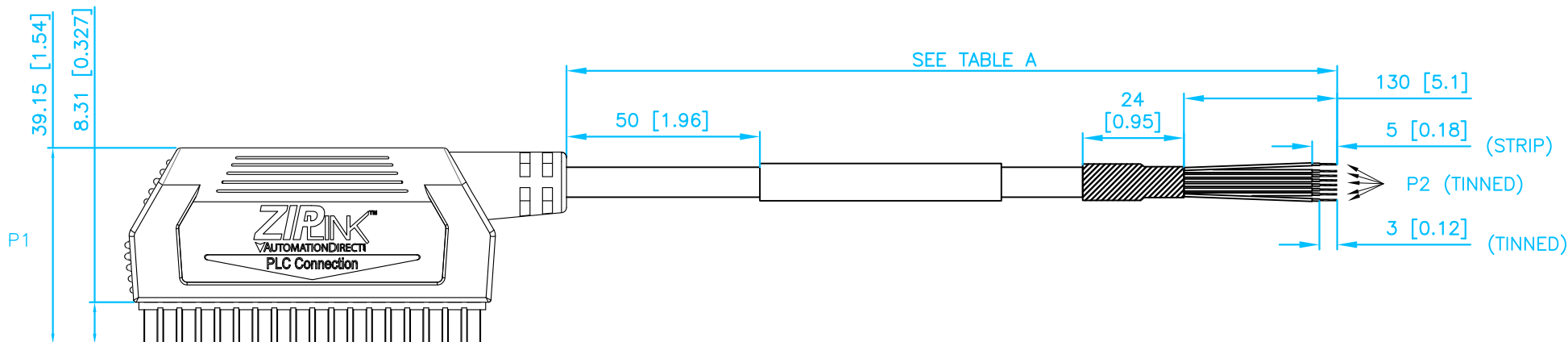
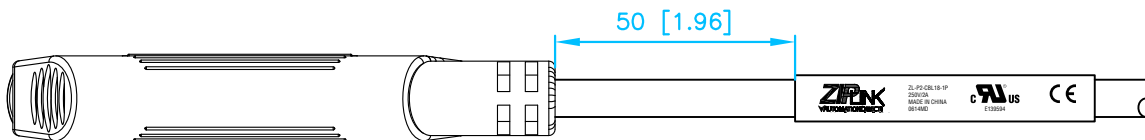
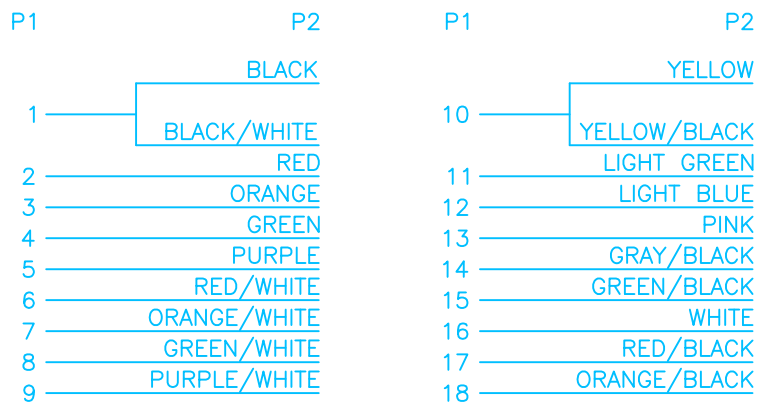


TABLE A

PART NO	LENGTH
ZL-P2-CBL18-1P	1.0m [3.3 ft]
ZL-P2-CBL18-2P	2.0m [6.6 ft]



PIN-OUT DIAGRAM



CUT AND INSULATE 4 WIRES

NOTES:

- CABLE – 24 conductor, 24 AWG, PVC jacket insulation rating 80°C (176°F), 300V
- CURRENT – 2A per conductor, 40A maximum cable current
- VOLTAGE – 240V AC/DC rated operating voltage  
265V AC/DC maximum voltage
- OPERATING TEMPERATURE – 0–60°C (32–140°F)
- P1 CONNECTOR – 18-pin terminal block for Productivity 2000 PLC
- P2 CONNECTION – 24 tinned pig-tail leads (only 20 leads are connected to P1, per cable pin-out diagram)
- MINIMUM BEND RADIUS – 65.6 mm [2.58 in]

ZL-P2-CBL18-nP	
Rev: A	Date: 6/2014
Units: mm [inches]	
Scale: none	
ZIPLINK Productivity 2000 Cable	