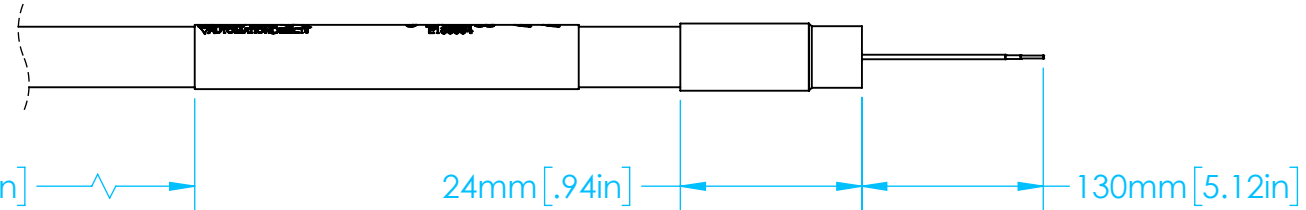
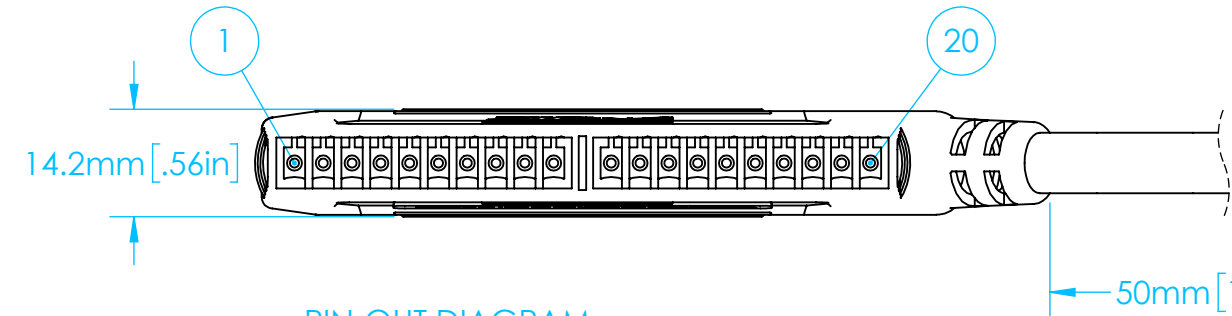
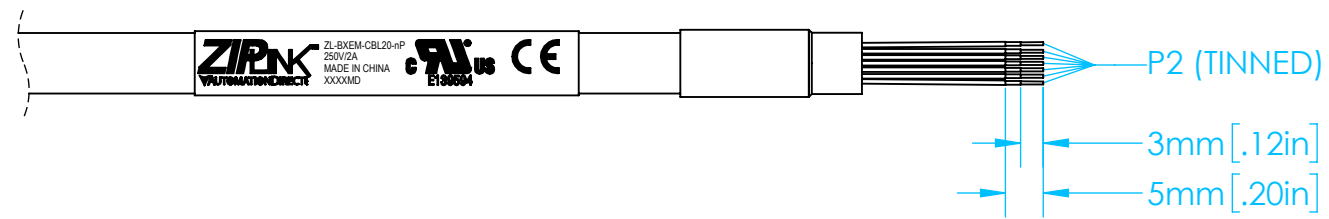
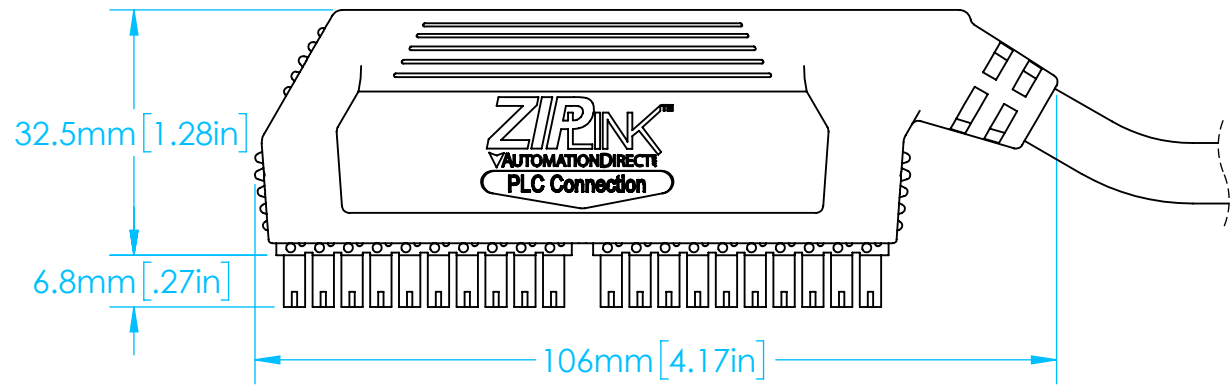


TABLE A

PART NO.	LENGTH
ZL-BXEM-CBL20-1P	1.0m (3.3ft)
ZL-BXEM-CBL20-2P	2.0m (6.6ft)

P1
PLC CONNECTION



PIN-OUT DIAGRAM

P1	P2
1	BLUE PINK
2	LIGHT BLUE
3	LIGHT GREEN
4	GRAY
5	YELLOW
11	PURPLE GREEN
12	ORANGE
13	RED
14	BROWN
15	BLACK
6	ORANGE/BLACK RED/BLACK
7	WHITE
8	GREEN/BLACK
9	GRAY/BLACK
10	YELLOW/BLACK
16	PURPLE/WHITE GREEN/WHITE
17	ORANGE/WHITE
18	RED/WHITE
19	BROWN/WHITE
20	BLACK/WHITE

NOTES:

- CABLE: 24 CONDUCTOR, 24 AWG, PVC JACKET INSULATION RATING 80°C (176°F), 300V
- CURRENT: 2A PER CONDUCTOR, 40A MAXIMUM CABLE CURRENT
- VOLTAGE
 - 240V AC/DC RATED OPERATING VOLTAGE
 - 265V AC/DC MAXIMUM VOLTAGE
- OPERATING TEMPERATURE: 0-60°C (32-140°F)
- P1 CONNECTOR: 20 POSITION OVERMOLDED TERMINAL BLOCK FOR BRX PLC
- P2 CONNECTOR: 24 TINNED PIG-TAIL LEADS
- MINIMUM BEND RADIUS: 65.6MM [2.58IN]

ZL-BXEM-CBL20-nP	
Rev: B	Date: 4/12/2017
Units: mm [inches]	
Scale: 1:1	
ZIPLink Connector Module Cable	