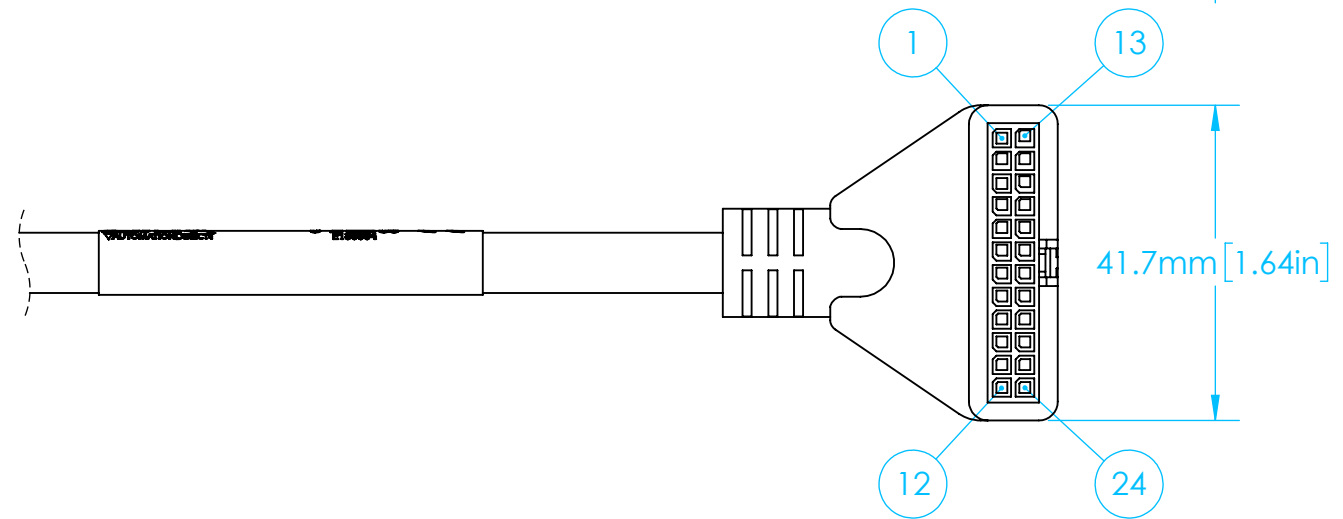
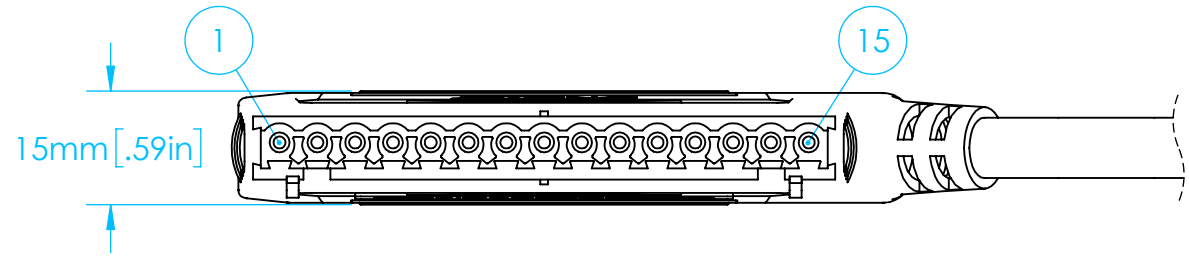
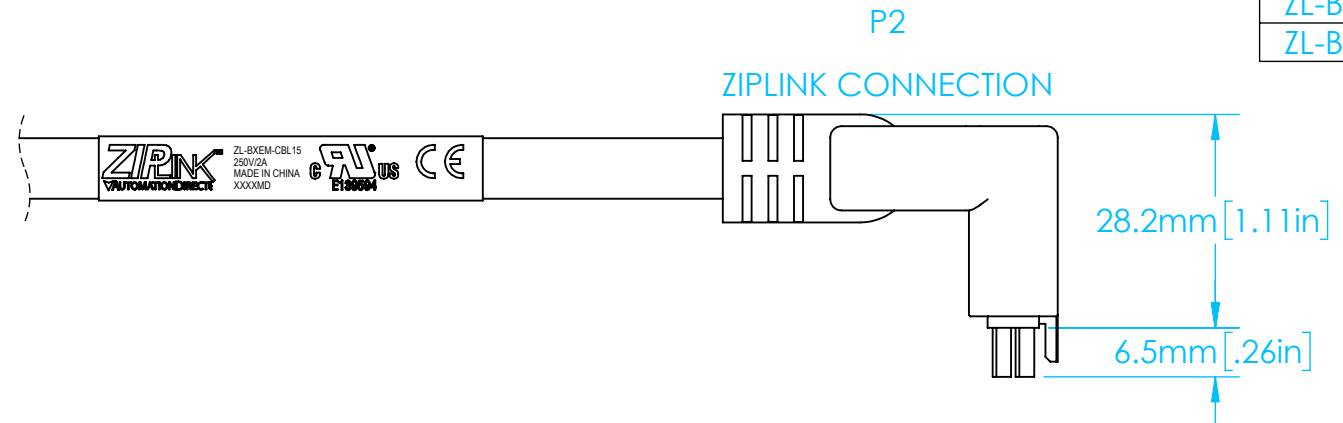
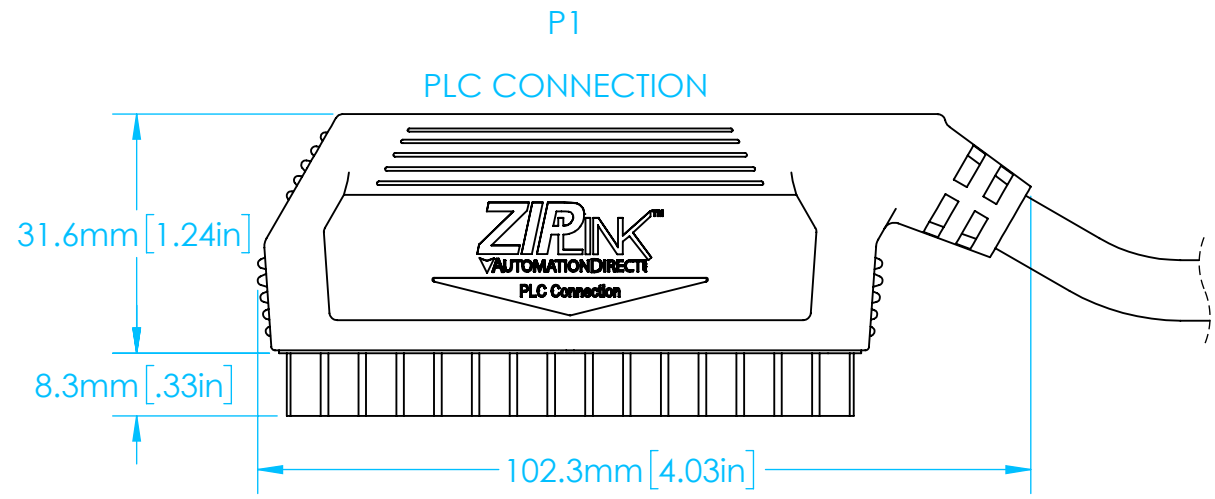


TABLE A

PART NO.	LENGTH
ZL-BXEM-CBL15	0.5m (1.7ft)
ZL-BXEM-CBL15-1	1.0m (3.3ft)
ZL-BXEM-CBL15-2	2.0m (6.6ft)



PIN-OUT DIAGRAM

P1	P2
1	1
2	13
3	3
4	4
5	5
6	6
11	7
12	19
13	9
14	10
15	11
6	12
7	2
8	14
9	15
10	16
NC	17
NC	18
NC	8
NC	20
NC	21
NC	22
NC	23
NC	24

NOTES:

- CABLE: 24 CONDUCTOR, 24 AWG, PVC JACKET INSULATION RATING 80°C (176°F), 300V
- CURRENT: 2A PER CONDUCTOR, 36A MAXIMUM CABLE CURRENT
- VOLTAGE
 - 240V AC/DC RATED OPERATING VOLTAGE
 - 265V AC/DC MAXIMUM VOLTAGE
- OPERATING TEMPERATURE: 0-60°C (32-140°F)
- P1 CONNECTOR: 15 POSITION OVERMOLDED TERMINAL BLOCK FOR BRX PLC
- P2 CONNECTOR: 24-PIN RECEPTACLE EQUIVALENT TO MOLEX MICRO-FIT3.0 (PART # 43025-2400)
- MINIMUM BEND RADIUS: 65.6MM [2.58IN]

ZL-BXEM-CBL15-n	
Rev: B	Date: 5/25/2017
Units: mm [inches]	
Scale: 1:1	
ZIPLink Connector Module Cable	