
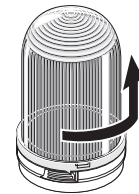
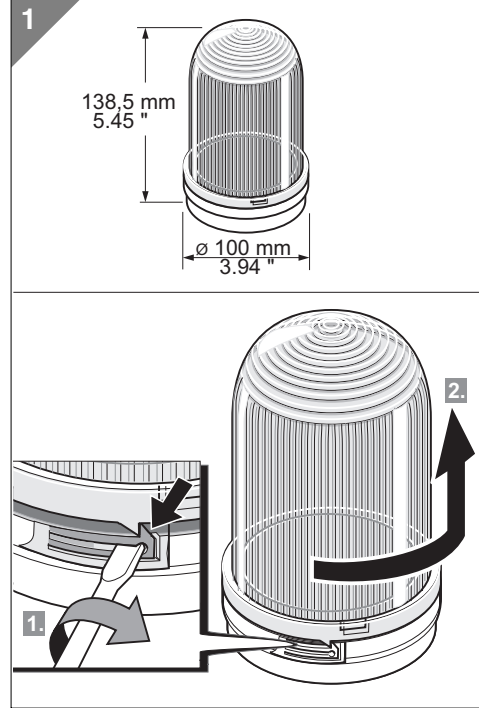
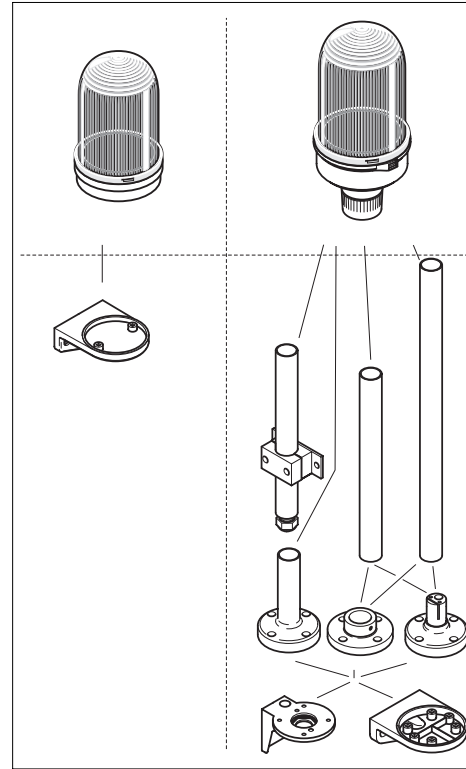


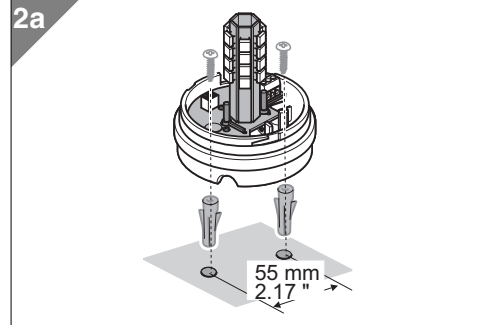
- Ⓓ Anschluss **ausschließlich** durch ausgebildete Elektro-Fachkräfte.
- ⒼⒷ Electrical connection is to be made by trained electrical specialists **only**.
- Ⓕ Le branchement doit **uniquement** être effectué par des professionnels.
- Ⓘ Il collegamento deve essere eseguito **solo** da elettricisti specializzati.
- Ⓔ La conexión **sólo** debe ser realizada por electricistas debidamente formados.
- Ⓗ A ligação deve ser feita **exclusivamente** por profissional eléctrico especializado.
- ⒸⒿ Připojení smí **provádět** pouze kvalifikovaný personál.
- Ⓔ Podłączenie **wyłącznie** przez specjalistów-elektryków.
- Ⓕ Liittäminen kuuluu **ainoastaan** koulutettujen sähköalan ammattilaisten tehtäviin.
- Ⓔ Подключение проводится только специалистом-электриком.
- Ⓗ Bağlantı **sadece** eğitimli elektrik teknisyenleri tarafından yapılmalıdır.
- ⒸⒺ 布线需由专业电工执行

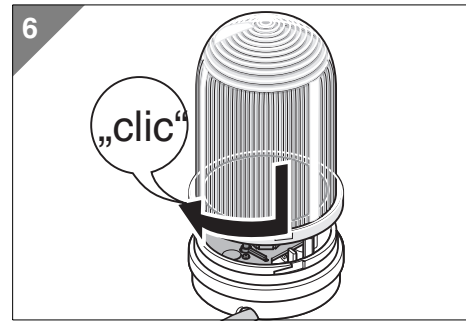
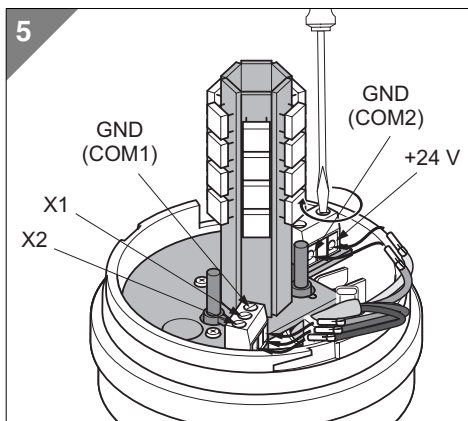
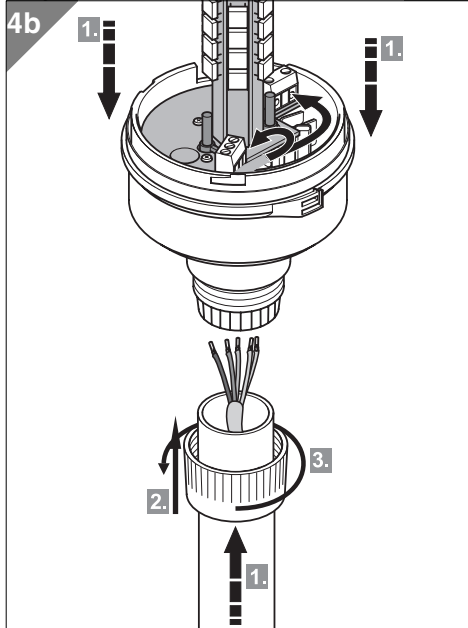
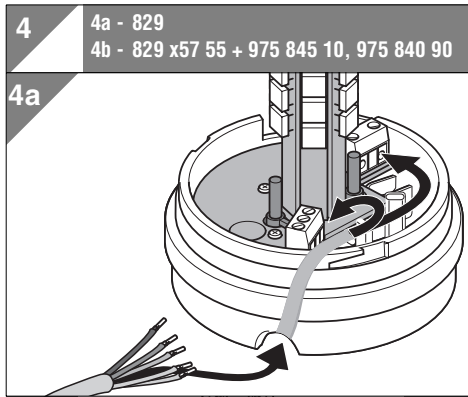
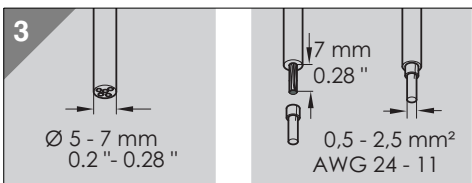
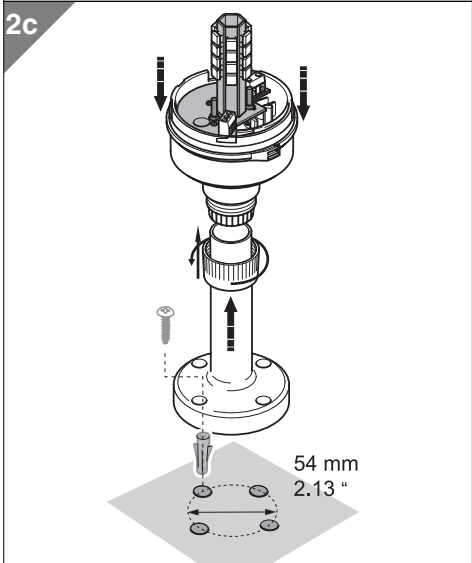
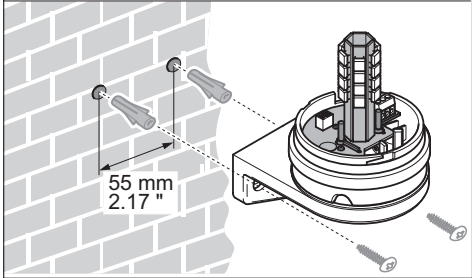
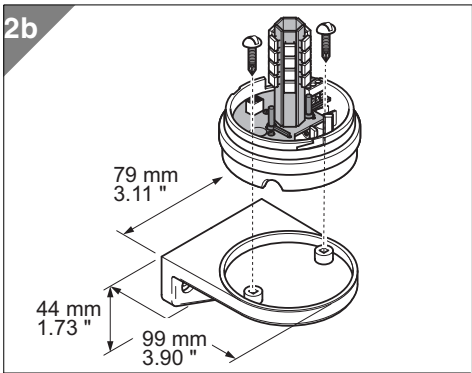


829 x5x 55 24 V=, < 300 mA



2  
 2a - 829  
 2b - 829 + 975 826 05  
 2c - 829 x57 55 + 975 845 10, 975 840 90





7a)

Bei positiver Logik  
With positive logic  
Dans le cas d'une logique positive

X1	1 = +24 V, 0 = COM 1
X2	1 = +24 V, 0 = COM 1
X3	COM 1
X4	+24 V
X5	COM 2

Bei negativer Logik  
With negative logic  
Dans le cas d'une logique négative

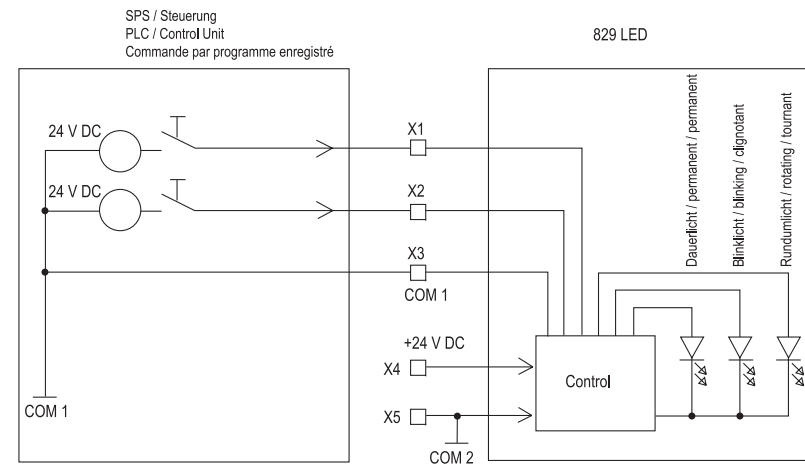
X1	1 = -24 V, 0 = COM 1
X2	1 = -24 V, 0 = COM 1
X3	COM 1
X4	+24 V
X5	COM 2

7b)

Binär-Code (für Fernsteuerung)  
Binär-Code (for external triggering)  
Code binaire (pour commande à distance)

X1	X2	Modus, mode
0	0	Dauerlicht, permanent, permanent
0	1	Rundumlicht, rotating, tournant
1	0	Blinklicht, blinking, clignotant
1	1	Dauerlicht, permanent, permanent

7c)



310.829.005.0208

© D

**WERMA**  
SIGNALTECHNIK