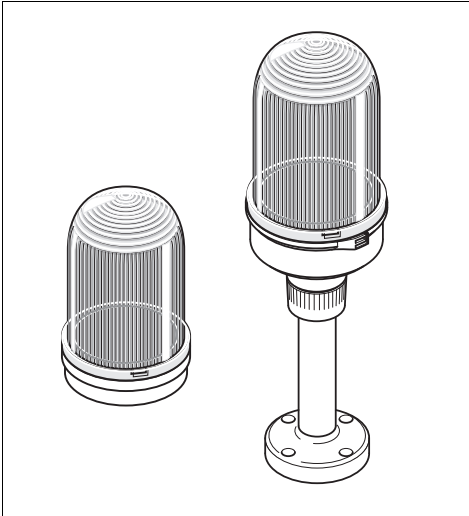


VdS 828 100 55 } G209185 Blitzleuchte
 828 300 55 }
 828 400 55 }
 DIN-EN 54-3

Typ A/B für Innen- und Außenanwendung



310.826.001.0812

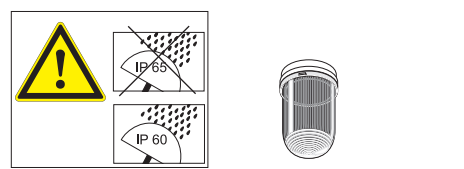
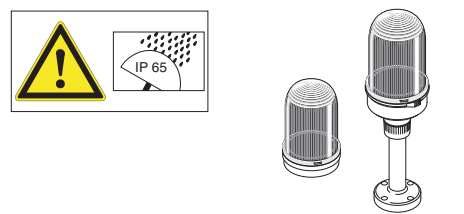
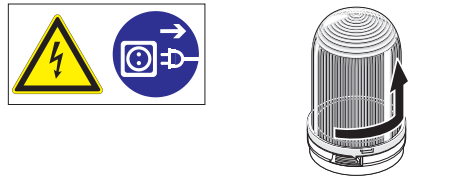
© D

WERMA SIGNALTECHNIK

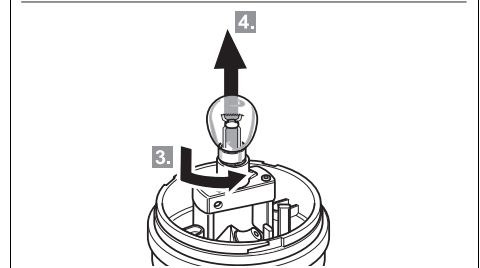
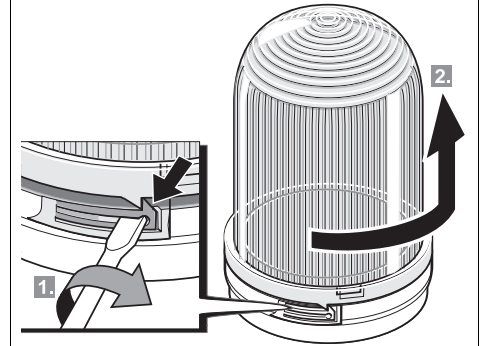
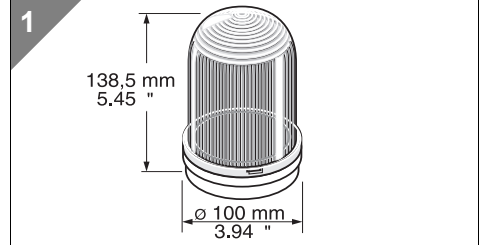
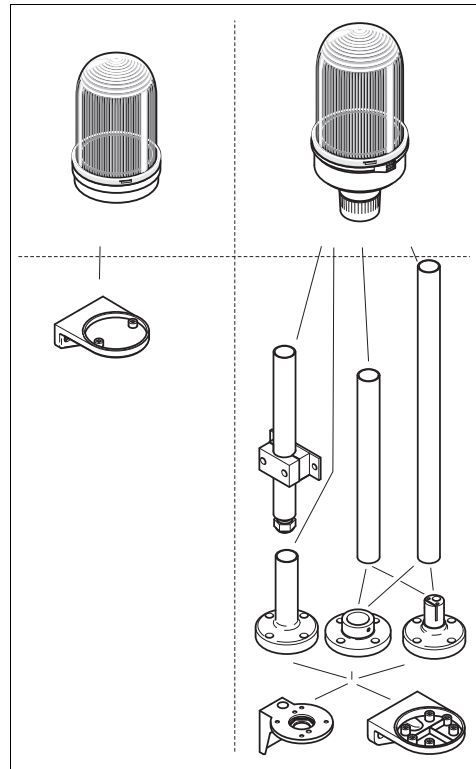
WERMA Signaltechnik GmbH + Co. KG
 D-78604 Rietheim-Weilheim
 Telefon +49 (0)7424 / 9557-0
 Telefax +49 (0)7424 / 9557-44
 info@werma.com
 www.werma.com



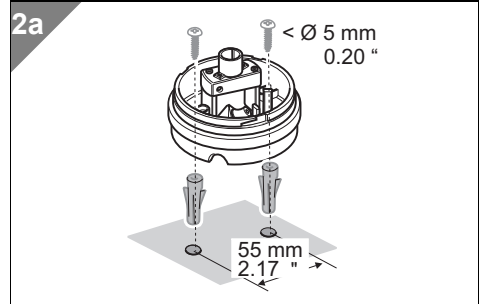
- (D) Anschluss **ausschließlich** durch ausgebildete Elektro-Fachkräfte.
- (GB) Electrical connection is to be made by trained electrical specialists **only**.
- (F) Le branchement doit **uniquement** être effectué par des professionnels.
- (I) Il collegamento deve essere eseguito **solo** da elettricisti specializzati.
- (E) La conexión **sólo** debe ser realizada por electricistas debidamente formados.
- (PT) A ligação deve ser feita **exclusivamente** por profissional eléctrico especializado.
- (NL) De aansluiting mag **enkel** gebeuren door erkende vakmensen.
- (CZ) Připojení smí **provádět** pouze kvalifikovaný personál.
- (PL) Podłączenie **wyłącznie** przez specjalistów-elektryków.
- (FI) Liittäminen kuuluu **ainoastaan** koulutettujen sähköalan ammattilaisten tehtäviin.
- (RUS) Подключение проводится только специалистом-электриком.
- (TR) Bağlantı **sadece** eğitimli elektrik teknisyenleri tarafından yapılmalıdır.
- (CN) 布线需由专业电工执行

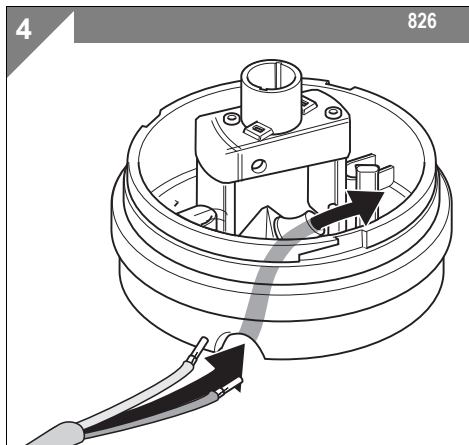
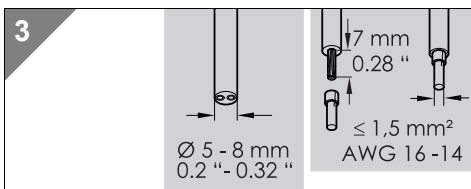
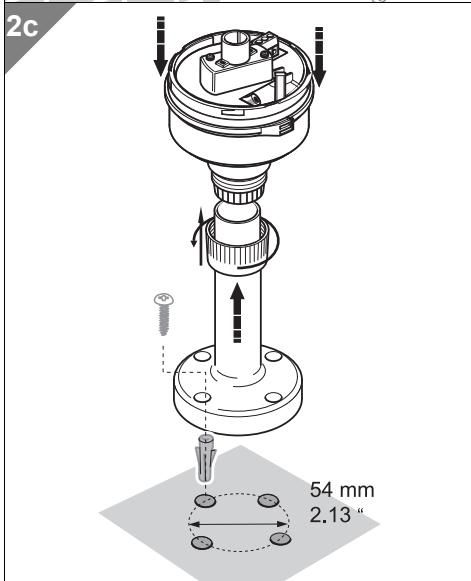
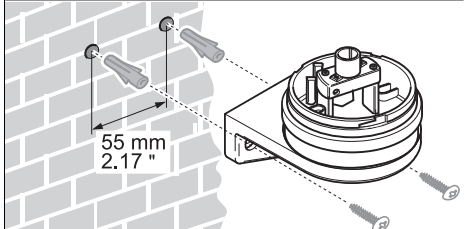
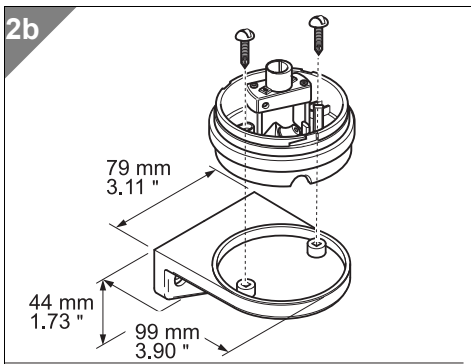


| | |
|------------|--|
| 826 xx0 00 | 12 – 240 V \approx , B 15 d, \leq 15 W |
| 826 x20 00 | 24 V \approx , B15s, \leq 15 W |
| 827 xx0 75 | 24 V \approx , \leq 25 W |
| 827 xx0 77 | 115 V \approx , \leq 25 W |
| 827 xx0 78 | 230 V \approx , \leq 25 W |
| 828 xx0 54 | 12 V \approx , 500 mA |
| 828 xx0 55 | 24 V \approx , \pm 10 %, 300 mA |
| 828 xx0 67 | 115 V \approx , 65 mA |
| 828 xx0 68 | 230 V \approx , 150 mA |
| 828 x80 70 | 10 – 60 V \approx , \leq 500 mA |
| 828 x20 55 | 24 V \approx , 500 mA, (0,5 Hz/1,5 Hz) |
| | BA 15 d |
| 955 826 35 | 24 V, 15 W |
| 955 826 37 | 115 V, 15 W |
| 955 826 38 | 230 V, 15 W |
| 955 827 35 | 24 V, 25 W |
| 955 827 37 | 115 V, 25 W |
| 955 827 38 | 230 V, 25 W |
| | BA 15 s |
| 955 021 35 | 24 V, 21 W |



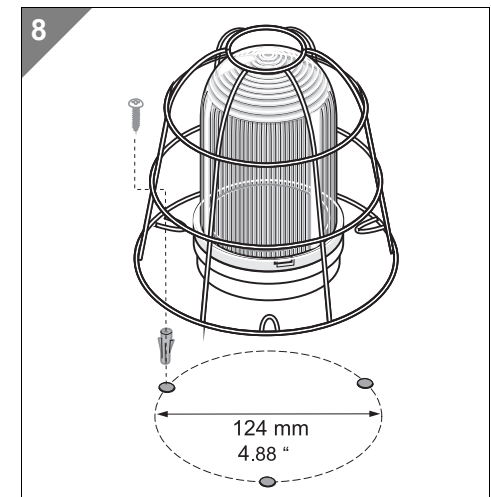
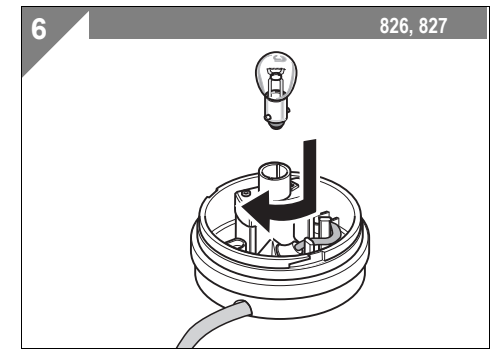
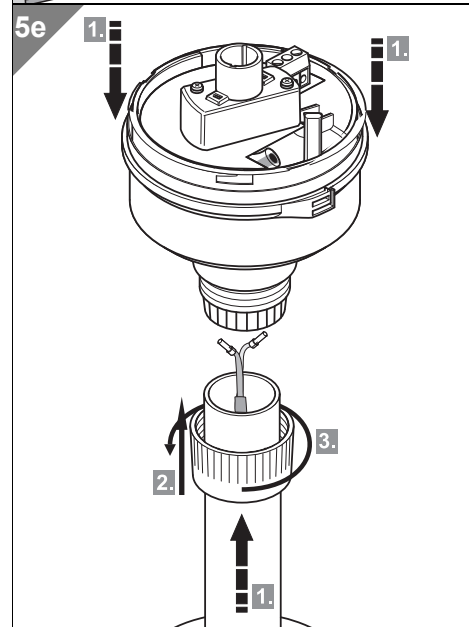
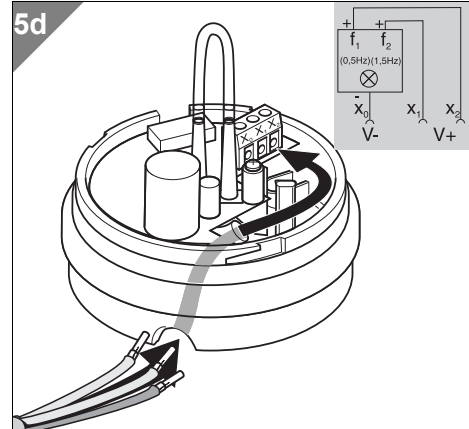
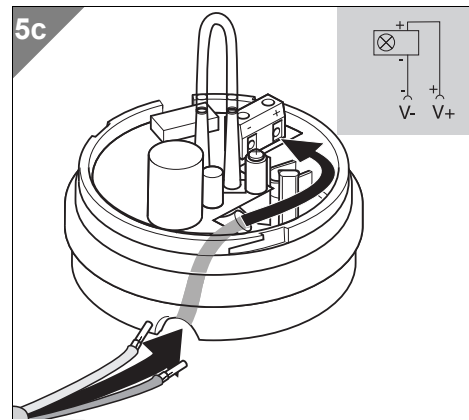
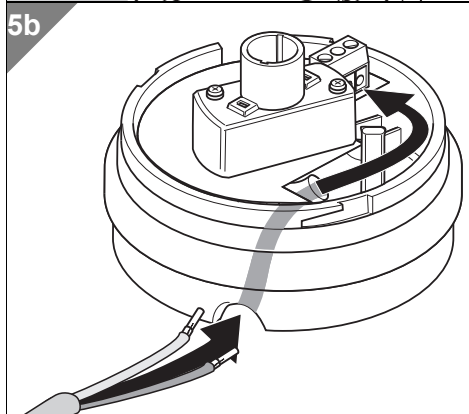
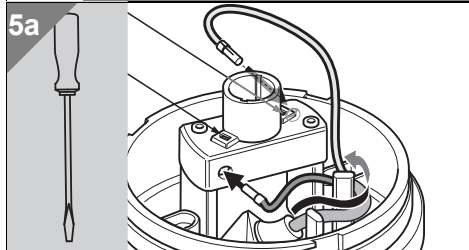
2
 2a - 826, 827, 828
 2b - 826, 827, 828 + 975 826 05
 2c - 826 x10 00, 827 x10 xx, 828 x40 xx + 975 845 10, 975 840 90





5

5a - 826
5b - 827
5c - 828 x00 xx, 828 x80 70
5d - 828 x20 55
5e - 826 x10 00, 827 x10 xx, 828 x40 xx +
975 845 10, 975 840 90



310.826.001.0812

© D

WERMA
SIGNALTECHNIK