

310.885.001.0313

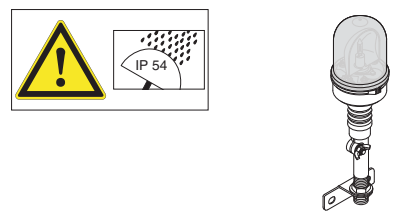
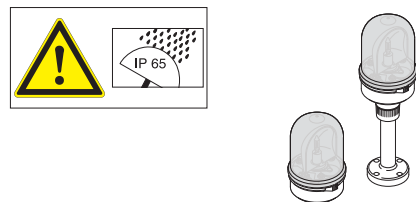
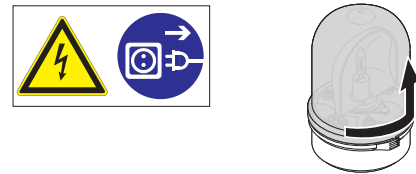
© D

WERMA
SIGNALTECHNIK

WERMA Signaltechnik GmbH + Co. KG
D-78604 Rietheim-Weilheim
Telefon +49 (0)7424 / 9557-0
Telefax +49 (0)7424 / 9557-44
info@werma.com
www.werma.com



- Ⓓ Anschluss **ausschließlich** durch ausgebildete Elektro-Fachkräfte.
- Ⓔ Electrical connection is to be made by trained electrical specialists **only**.
- Ⓕ Le branchement doit **uniquement** être effectué par des professionnels.
- Ⓘ Il collegamento deve essere eseguito **solo** da elettricisti specializzati.
- Ⓔ La conexión **sólo** debe ser realizada por electricistas debidamente formados.
- Ⓕ A ligação deve ser feita **exclusivamente** por profissional eléctrico especializado.
- Ⓓ De aansluiting mag **enkel** gebeuren door erkende vakmensen.
- ⒸZ Připojení smí **provádět** pouze kvalifikovaný personál.
- Ⓕ Podłączenie **wyłącznie** przez specjalistów-elektryków.
- Ⓕ Liittäminen kuuluu **ainoastaan** koulutettujen sähköalan ammattilaisten tehtäviin.
- Ⓔ Подключение проводится только специалистом-электриком.
- Ⓕ Bağlantı **sadece** eğitimli elektrik teknisyenleri tarafından yapılmalıdır.
- ⒸN 布线需由专业电工执行



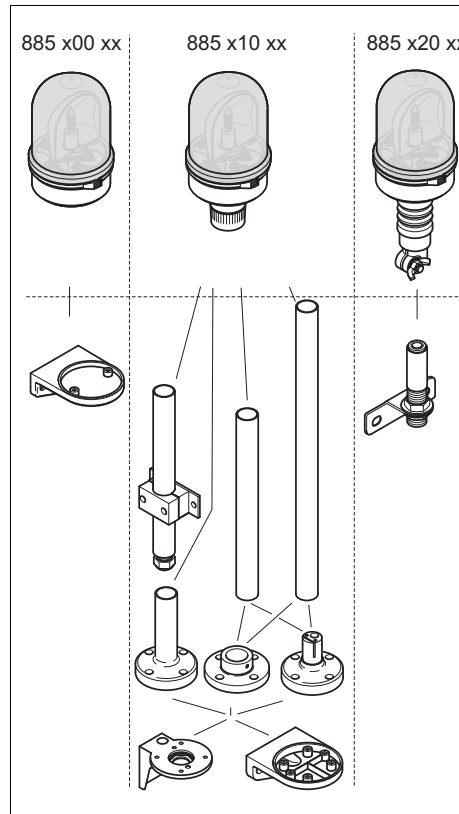
885 xx0 54	12 V \approx , 1,9 A
885 xx0 75	24 V \approx , 1,0 A
885 xx0 78	115 V \approx , I _{RMS} ≤ 0,4 A, P ≤ 25 W 230 V \approx , I _{RMS} ≤ 0,2 A, P ≤ 25 W



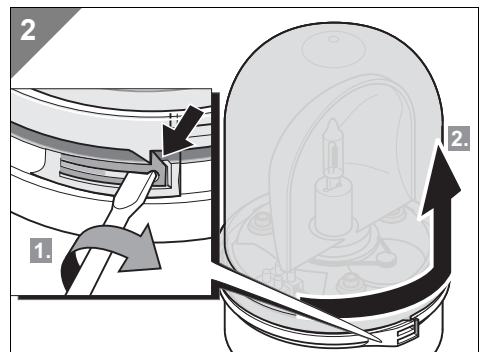
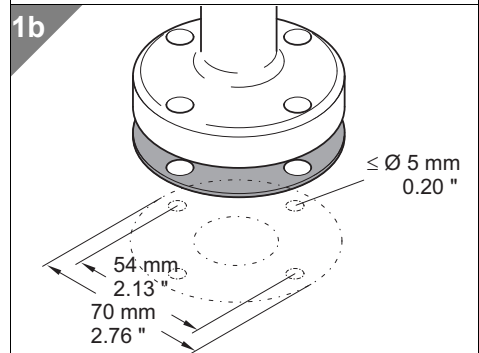
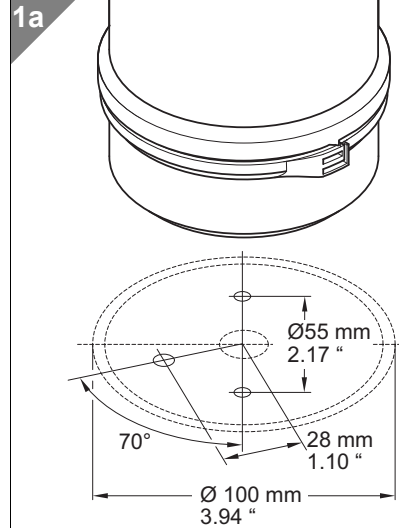
955 885 24	20 W / 12 V, 115 / 230 V
955 885 25	20 W / 24 V



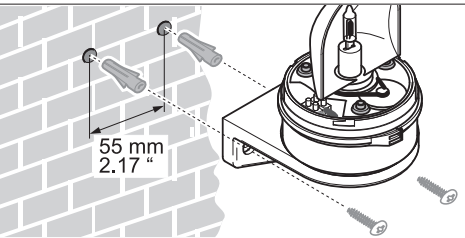
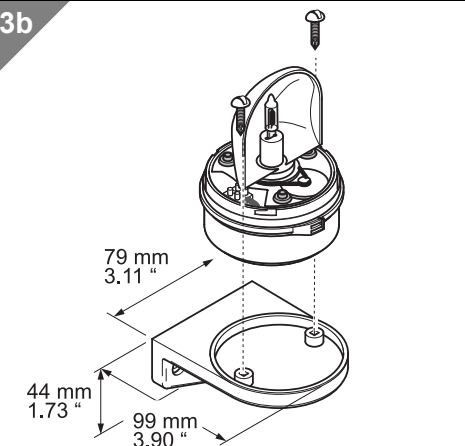
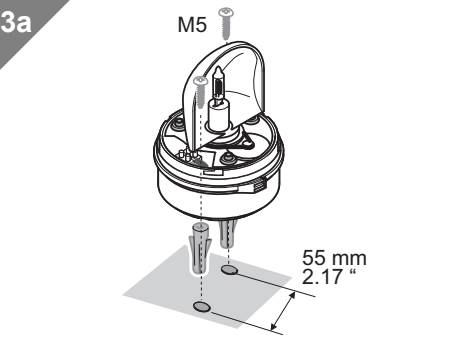
975 826 20



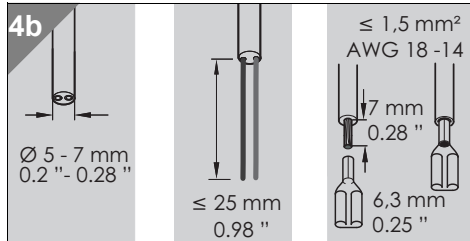
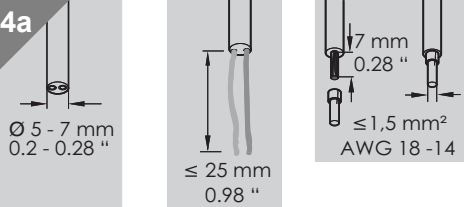
1
1a - 885 x00
1b - 885 x10, 885 x20 + 975 840 90,
975 840 91



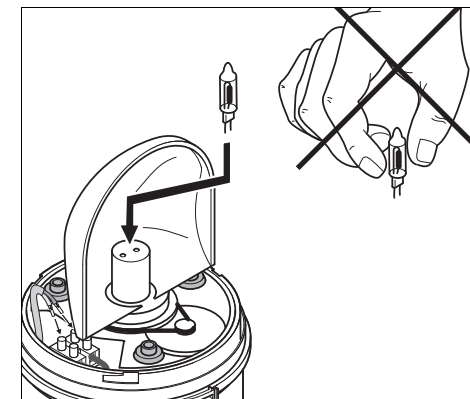
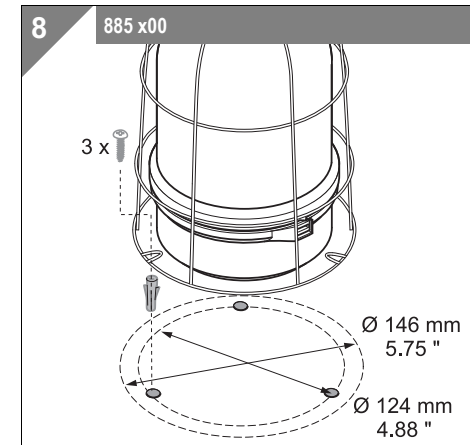
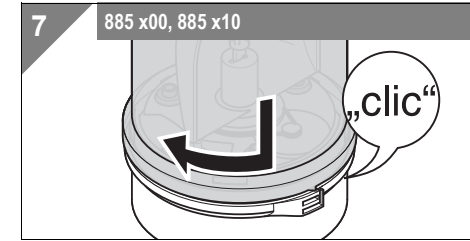
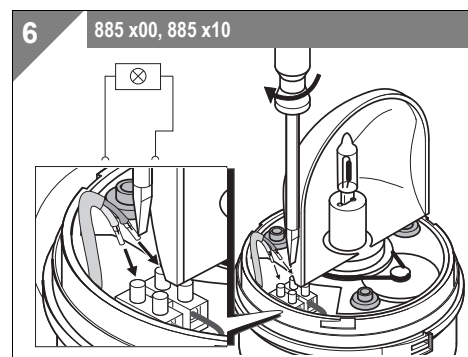
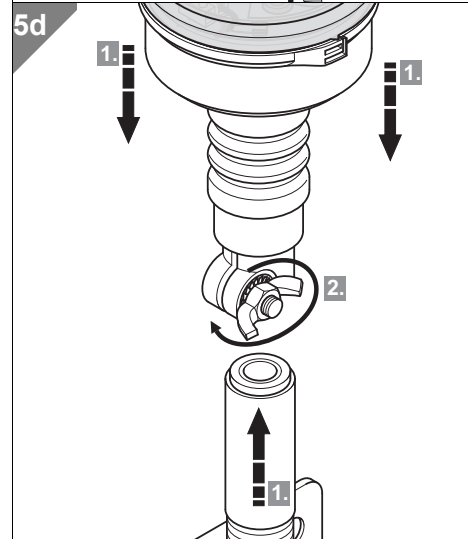
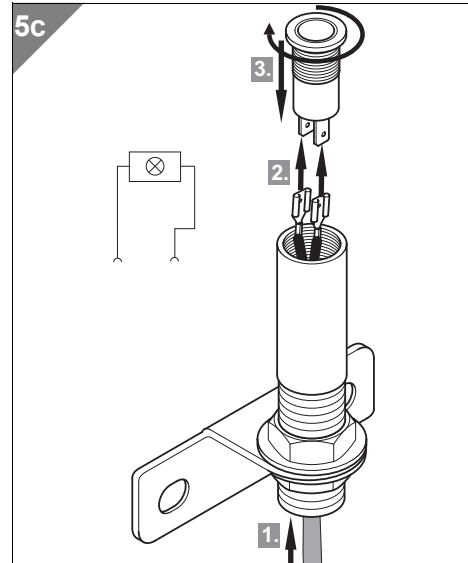
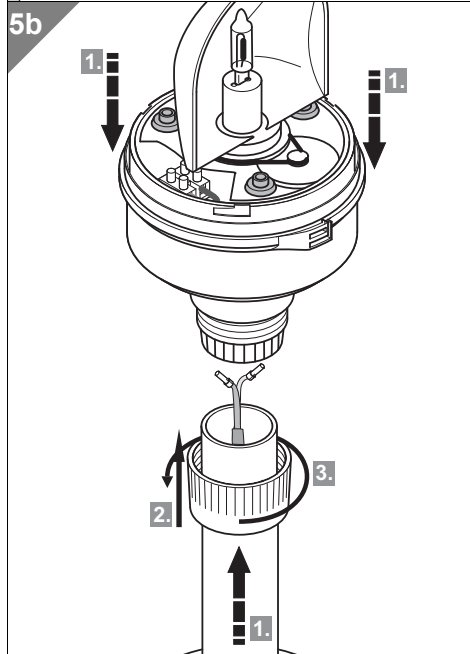
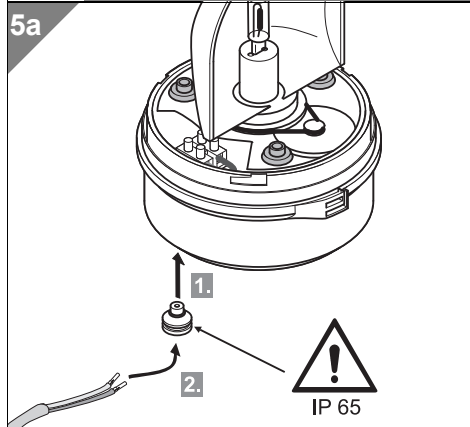
3 3a - 885 x00
3b - 885 x00 + 975 826 05



4 4a - 885 x00, 885 x10
4b - 885 x20



5 5a - 885 x00
5b - 885 x10 + 975 840 90, 975 840 91
5c - 975 826 20
5d - 885 x20 + 975 826 20



310.885.001.0313