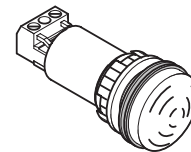
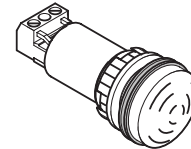
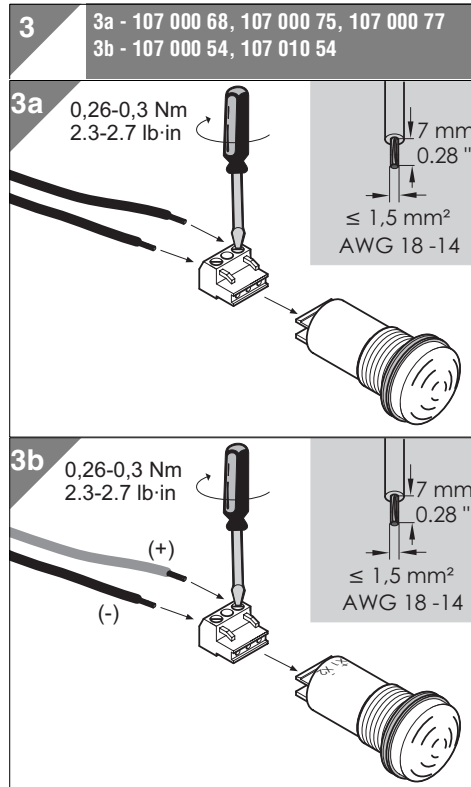
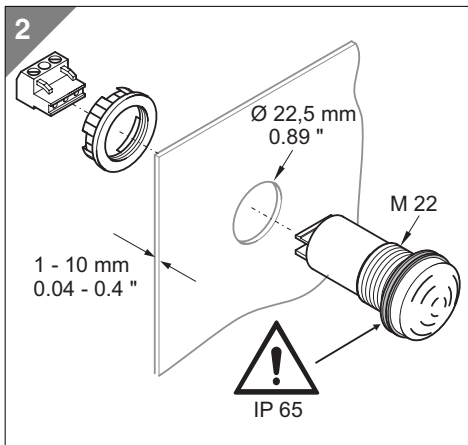
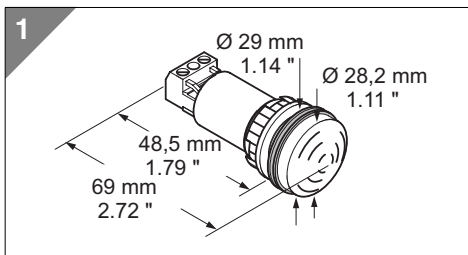


- Ⓓ Anschluss **ausschließlich** durch ausgebildete Elektro-Fachkräfte.
- ⒼⒷ Electrical connection is to be made by trained electrical specialists **only**.
- Ⓕ Le branchement doit **uniquement** être effectué par des professionnels.
- Ⓛ Il collegamento deve essere eseguito **solo** da elettricisti specializzati.
- Ⓔ La conexión **sólo** debe ser realizada por electricistas debidamente formados.
- Ⓟ A ligação deve ser feita **exclusivamente** por profissional eléctrico especializado.
- ⒸⓏ Připojení smí **provádět** pouze kvalifikovaný personál.
- Ⓟ Podłączenie **wyłącznie** przez specjalistów-elektryków.
- Ⓕ Liittäminen kuuluu **ainoastaan** koulutettujen sähköalan ammattilaisten tehtäviin.
- ⓇⓁⓈ Подключение проводится только специалистом-электриком.
- ⒽⓇ Bağlantı **sadece** eğitimli elektrik teknisyenleri tarafından yapılmalıdır.
- ⒸⓃ 布线需由专业电工执行





	80 dB (10 cm), f = 2400 Hz (12 V : f = 3200 Hz)
107 000 54	12 V= ( 9,6-14,4 V), < 10 mA
107 000 75	24 V≈ (12-30 V), 8 mA
107 000 77	115 V≈ (70-150 V), 8 mA
107 000 68	230 V≈ (110-240 V), 50-60 Hz, 8 mA
	1 Hz, 80 dB (10 cm) f = 2400 Hz (12 V : f = 3200 Hz)
107 010 54	12 V= ( 9,6-14,4 V), < 10 mA
107 010 75	24 V≈ (12-30 V), 8 mA
107 010 77	115 V≈ (70-150 V), 8 mA
107 010 68	230 V≈ (110-240 V), 50-60 Hz, 8 mA



310.107.001.1207

© D

**WERMA**  
SIGNALTECHNIK