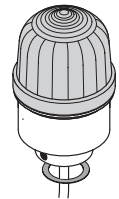
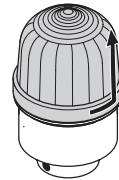



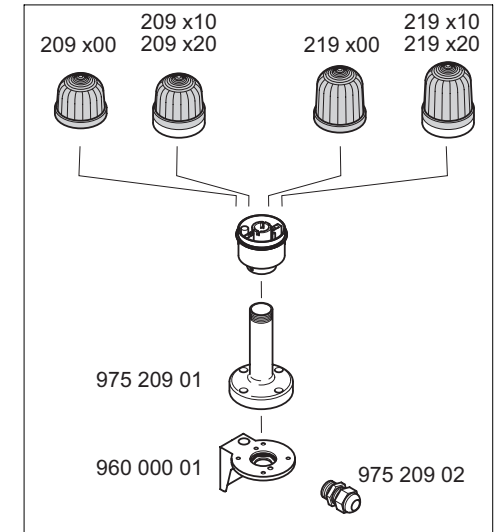
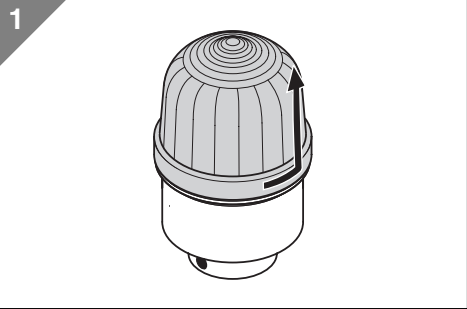


- Ⓓ Anschluss **ausschließlich** durch ausgebildete Elektro-Fachkräfte.
- ⒼⒷ Electrical connection is to be made by trained electrical specialists **only**.
- Ⓕ Le branchement doit **uniquement** être effectué par des professionnels.
- Ⓜ Il collegamento deve essere eseguito **solo** da elettricisti specializzati.
- Ⓔ La conexión **sólo** debe ser realizada por electricistas debidamente formados.
- Ⓟ A ligação deve ser feita **exclusivamente** por profissional eléctrico especializado.
- ⒸⓏ Připojení smí **provádět** pouze kvalifikovaný personál.
- Ⓟ Podłączenie **wyłącznie** przez specjalistów-elektryków.
- Ⓕ Liittäminen kuuluu **ainoastaan** koulutettujen sähköalan ammattilaisten tehtäviin.
- Ⓜ Подключение проводится только специалистом-электриком.
- Ⓡ Bağlantı **sadece** eğitimli elektrik teknisyenleri tarafından yapılmalıdır.
- ⒸⓃ 布线需由专业电工执行

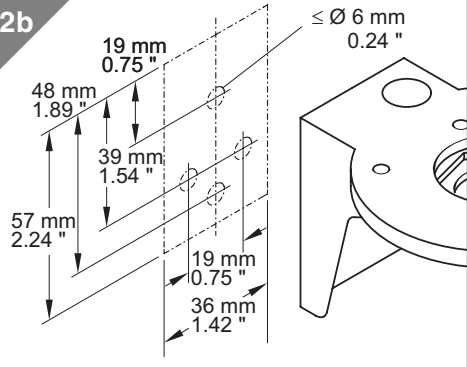
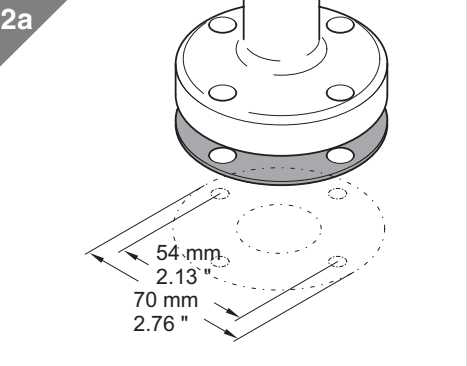


209 x00 00	12 – 240 V \approx , \leq 7 W
209 x10 67	115 V \sim , 25 mA, $I_0 < 500$ mA
209 x10 68	230 V \sim , 25 mA, $I_0 < 500$ mA
209 x10 75	24 V \approx , 45 mA, $I_0 < 500$ mA
209 x20 55	24 V \approx , 100 mA, ~ 0.75 Hz
209 x20 67	115 V \sim , 20 mA, ~ 0.75 Hz
209 x20 68	230 V \sim , 30 mA, ~ 0.75 Hz
219 x00 00	12 – 240 V \approx , \leq 10 W
219 x10 67	115 V \sim , 25 mA, $I_0 < 500$ mA
219 x10 68	230 V \sim , 25 mA, $I_0 < 500$ mA
219 x10 75	24 V \approx , 45 mA, $I_0 < 500$ mA
219 x20 55	24 V \approx , 100 mA, ~ 0.75 Hz
219 x20 67	115 V \sim , 20 mA, ~ 0.75 Hz
219 x20 68	230 V \sim , 30 mA, ~ 0.75 Hz
	BA 15 d (209 x10 xx, 219 x10 xx)
956 x00 75	24 V \approx , 45 mA
956 x00 67	115 V \sim , 15 mA
956 x00 68	230 V \sim , 15 mA
	BA 15 d, ≤ 42 mm (1.65"), (209 x00 00 ≤ 7 W)
955 840 34	12 V
955 840 35	24 V
955 840 32	30 V
955 840 57	115 V
955 840 38	230 V
	BA 15 d, ≤ 52 mm (2.05"), (219 x00 00 ≤ 10 W)
955 015 34	12 V
955 015 35	24 V
955 015 57	115 V
955 015 38	230 V





2 2a - 975 209 01
2b - 960 000 01



3 3a - 2x9 + 975 209 01
3b - 2x9 + 975 209 02

3a

Ø ≤ 11 mm
0.43"
~ 38 mm
1.50"
7 mm
0.28"
≤ 1,5 mm²
AWG 18-14

3b

Ø 8 ... 10 mm
0.31" ... 0.39"
~ 38 mm
1.50"
7 mm
0.28"
≤ 1,5 mm²
AWG 18-14

Ø 24 mm
0.95"

Ø 30 mm
1.18"

IP 65

4 4a - 975 209 01
4b - 975 209 01, 960 000 01

4a

IP 65

4b

Ø 5 ... 10 mm
0.2" ... 0.4"

IP 65

5

IP 65

6

7 7a - 209 x00 00, 219 x00 00
7b - 209 x20 xx, 219 x20 xx, 209 x10 xx
219 x10 xx

7a

IP 65

7b

IP 65

209 x00 00, 219 x00 00

IP 65

310.209.001.1007

© D

