

# DATA SHEET



## Single Phase Induction Motor - Squirrel Cage

Customer	: Automation Direct			
Product line	: Single-Phase		Product code :	14797815
			Catalog # :	00156ES1B56C-S
Frame	: 56C		Locked rotor time	: 12s (cold) 7s (hot)
Output	: 1.5 HP (1.1 kW)		Temperature rise	: 80 K
Poles	: 2		Duty cycle	: Cont.(S1)
Frequency	: 60 Hz		Ambient temperature	: -20°C to +40°C
Rated voltage	: 115/208-230 V		Altitude	: 1000 m.a.s.l.
Rated current	: 13.2/7.30-6.60 A		Protection degree	: IP55
L. R. Amperes	: 106/58.4-52.8 A		Cooling method	: IC411 - TEFC
LRC	: 8.0x(Code K)		Mounting	: F-1
No load current	: 4.60/1.98-2.30 A		Rotation <sup>1</sup>	: Both (CW and CCW)
Rated speed	: 3500 rpm		Noise level <sup>2</sup>	: 68.0 dB(A)
Slip	: 2.78 %		Starting method	: Direct On Line
Rated torque	: 2.25 ft.lb		Approx. weight <sup>3</sup>	: 34.1 lb
Locked rotor torque	: 240 %			
Breakdown torque	: 250 %			
Insulation class	: F			
Service factor	: 1.15			
Moment of inertia (J)	: 0.0589 sq.ft.lb			
Design	: L			
Output	25%	50%	75%	100%
Efficiency (%)	64.0	66.0	73.0	75.0
Power Factor	0.63	0.92	0.95	0.97
	Foundation loads			
			Max. traction	: 38 lb
			Max. compression	: 72 lb
		<u>Drive end</u>	<u>Non drive end</u>	
Bearing type	:	6204 ZZ	6202 ZZ	
Sealing	:	V'Ring	Without Bearing Seal	
Lubrication interval	:	-	-	
Lubricant amount	:	-	-	
Lubricant type	:	Mobil Polyrex EM		
Notes				
This revision replaces and cancel the previous one, which must be eliminated. (1) Looking the motor from the shaft end. (2) Measured at 1m and with tolerance of +3dB(A). (3) Approximate weight subject to changes after manufacturing process. (4) At 100% of full load.			These are average values based on tests with sinusoidal power supply, subject to the tolerances stipulated in NEMA MG-1.	
Rev.	Changes Summary		Performed	Checked
Performed by			Page	Revision
Checked by				
Date	22/08/2022		1 / 2	

# LOAD PERFORMANCE CURVE

## Single Phase Induction Motor - Squirrel Cage



Customer : Automation Direct

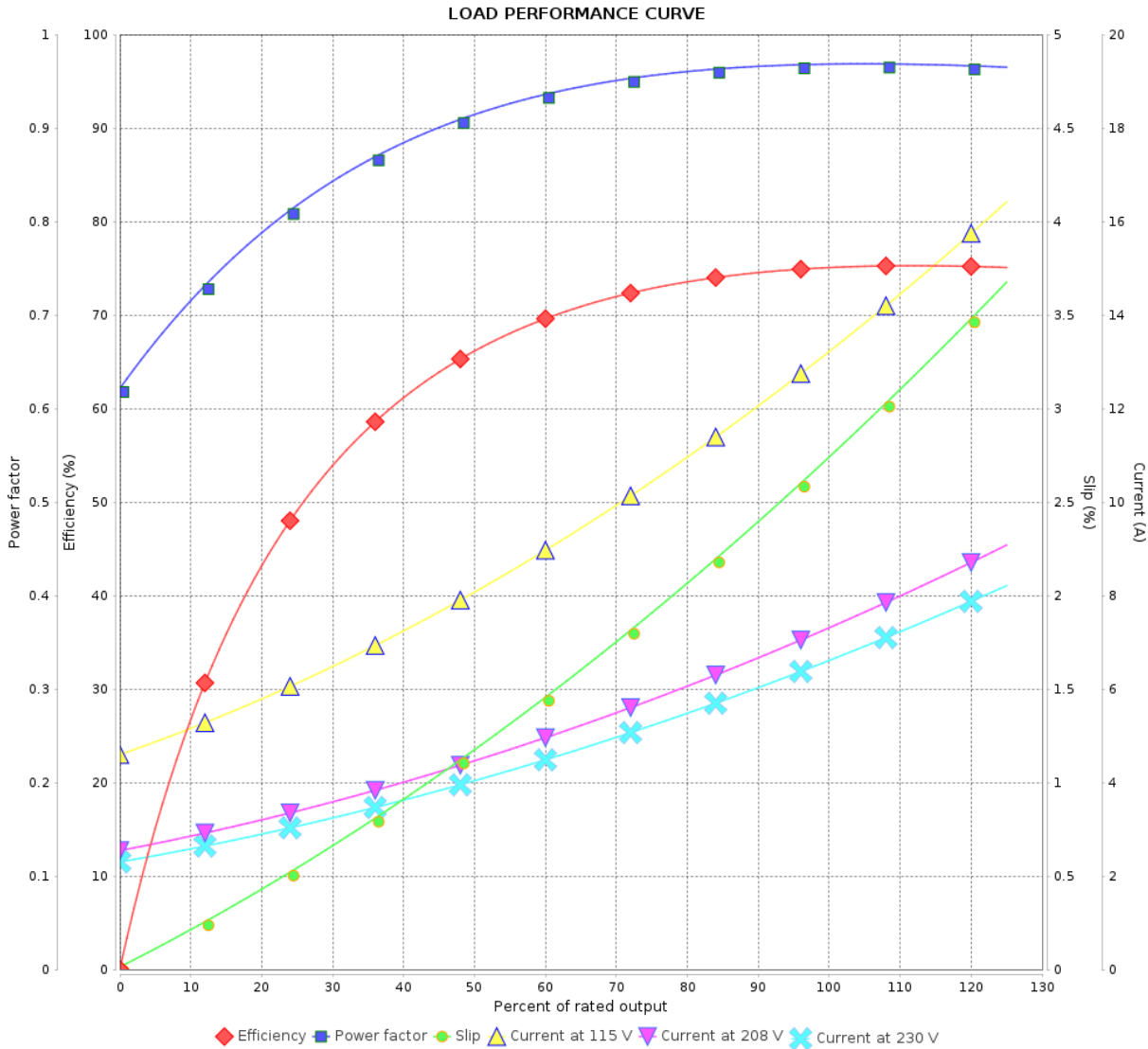
Product line : Single-Phase

Product code :

14797815

Catalog # :

00156ES1B56C-S

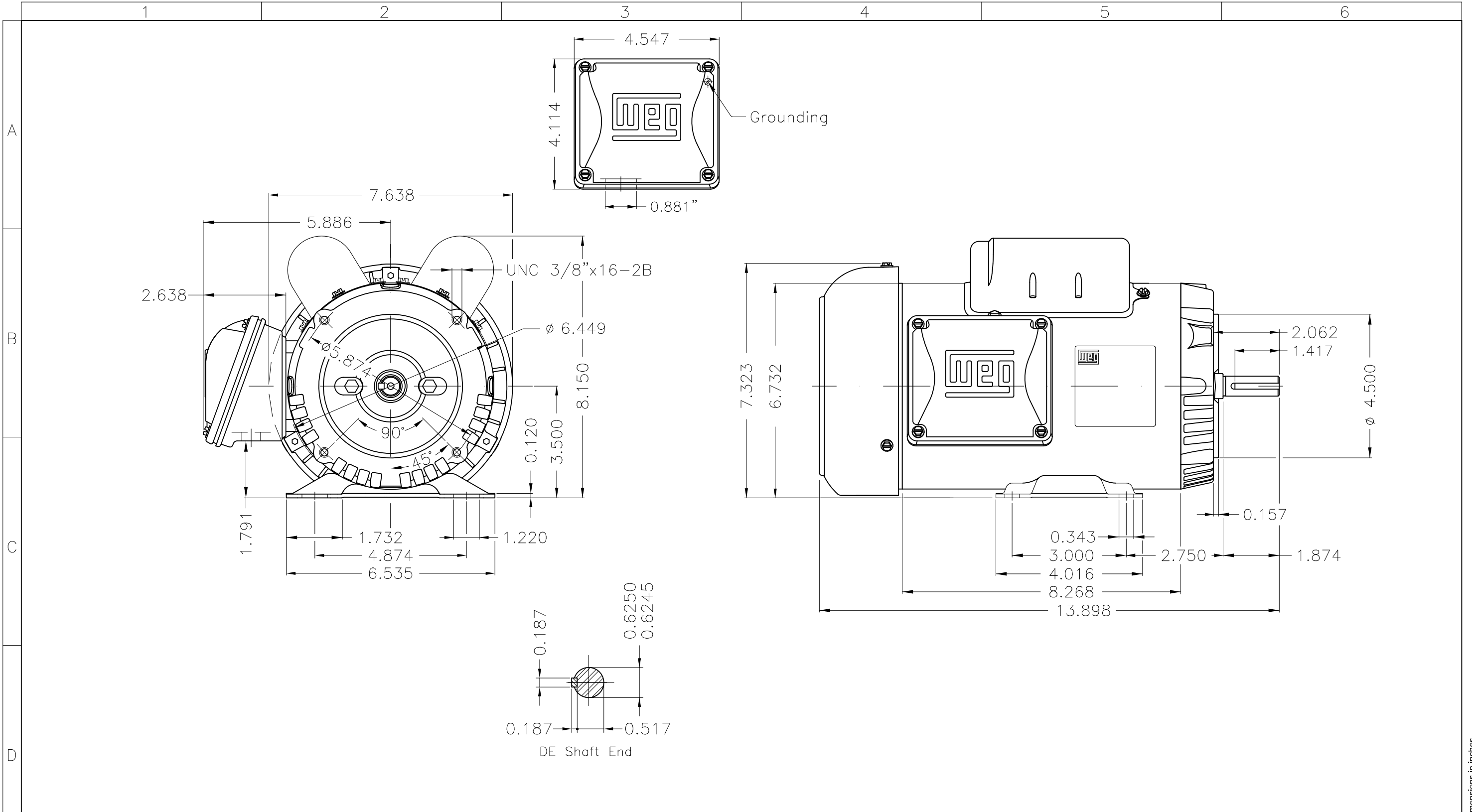


Performance : 115/208-230 V 60 Hz 2P

Rated current : 13.2/7.30-6.60 A  
 LRC : 8.0  
 Rated torque : 2.25 ft.lb  
 Locked rotor torque : 240 %  
 Breakdown torque : 250 %  
 Rated speed : 3500 rpm

Moment of inertia (J) : 0.0589 sq.ft.lb  
 Duty cycle : Cont.(S1)  
 Insulation class : F  
 Service factor :  
 Temperature rise : 80 K  
 Design : L

Rev.	Changes Summary	Performed	Checked	Date
Performed by			Page 2 / 2	Revision
Checked by				
Date	22/08/2022			



Fan cover - steel plate										
Color Munsell N 1 matte black										
Painting plan 207N										
Mounting F-1/B34R(D)										
ECM	LOC	SUMMARY OF MODIFICATIONS				EXECUTED	CHECKED	RELEASED	DATE	VER
EXECUTED	HYBRISUSER	SINGLE PH. MOTOR ROLLED STEEL				PREVIEW		WDD		
CHECKED		FRAME 56C IP55 TEFC				WDD		WEG		
RELEASED						SHEET		1 / 1		
REL DT.		WMO	Jaragua do Sul	Product Engineering						

1.5 HP 02 Poles 60 Hz



MADE IN BRAZIL

**MAT: 14797815**

**W01.ME01C0X0X**

**MODEL 00156ES1B56C-S**

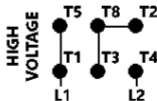
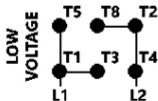
**21JUL2022 B/N:**

PH 1	Hz 60	HP 1.5
FR 56C		KW 1.1
DUTY CONT.		V 115/208-230
ALT 1000 m.a.s.l		A 13.2/7.30-6.60
INS CL F ΔT 80K	IP55	SFA -
AMB 40°C	DES L	SF 1.15
ENCL TEFC	CODE K	PF 0.97
USABLE @ 208V SF1.00		RPM 3500
		AVG. F.L. EFF. 75.0%

**Electric Motor**

DE 8204-ZZ	ODE 8202-ZZ	MOBIL POLYREX EM
------------	-------------	------------------

**REVERSE ROTATION INVERT T5 BY T8**



T1-BLU  
 T2-WHT  
 T3-ORG  
 T4-YEL  
 T5-BLK  
 T8-RED



**WARNING:** Motor must be grounded in accordance with local and national electrical codes to prevent serious electrical shocks. Disconnect power source before servicing unit.



**AVERTISSEMENT:** Le moteur doit être mis à la terre conformément aux codes électriques locaux et nationaux afin d'éviter tout choc électrique grave. Déconnectez l'alimentation avant l'entretien de la machine.

