# ECO.1500.0014 Panel Installation Manual

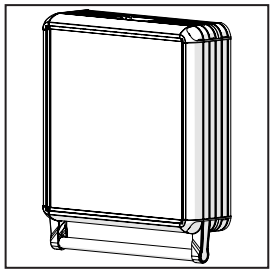

SW3

SW5

Box Contents
Kutu İçeriği

4x M6x30
22 M5x20
2x M5x10
4x J6.4 (M6)
2x

1x
1x
22

1

Wrong / Yanlış

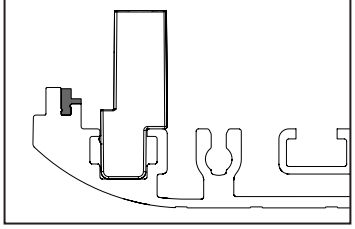

2

Wrong / Yanlış

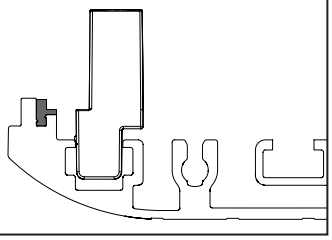

3

Correction
Düzeltme

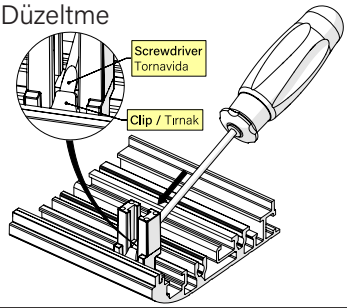


Make sure that the nail fits into the groove!

Tırnağın kanala oturduğundan emin olunuz!

4

Correct / Doğru

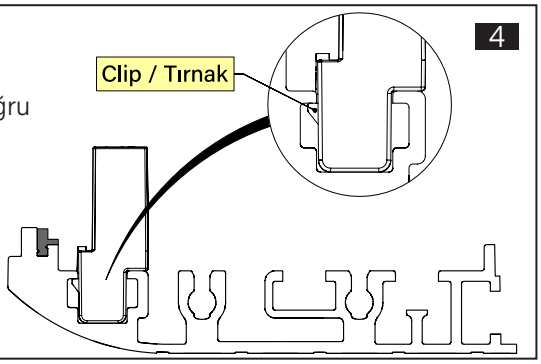


5

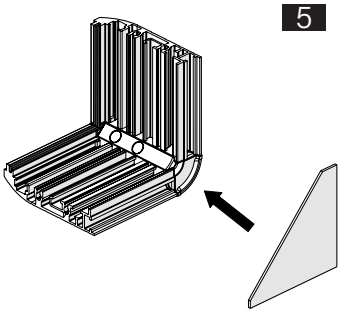

6

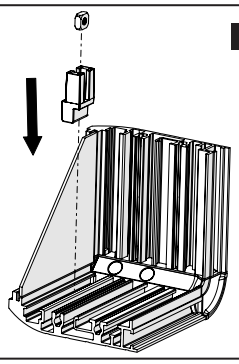

7

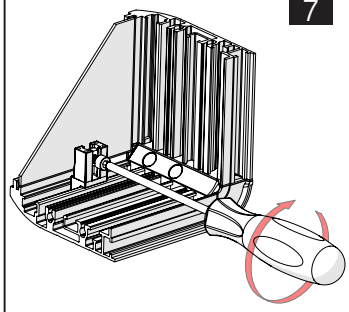

8

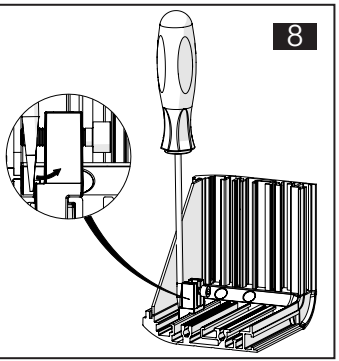

9

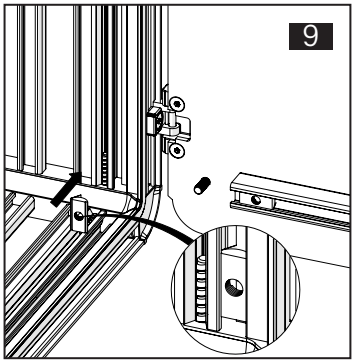

10

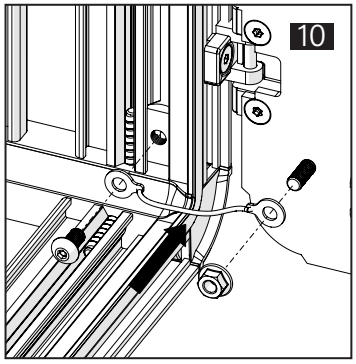

Scan for the installation manual
Kurulum kılavuzu için tarayın

11

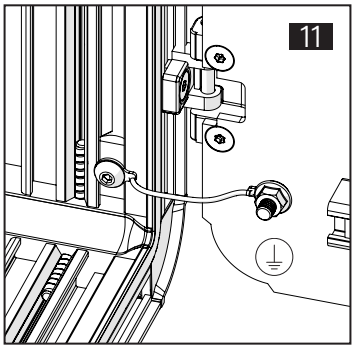

12

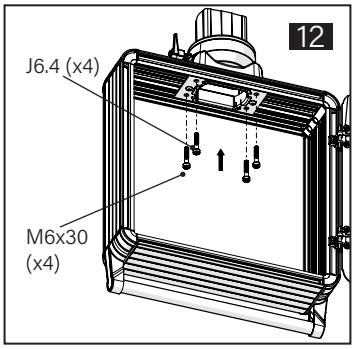


https://teknokol.com
teknokol@teknokol.com
+90 224 443 23 18
Kayapa, Karanfil Cad Kayapa Sanayi Bölgesi
No:6, 16315 Nilüfer/Bursa

TEKNOKOL®
Support Arm and Control Panel Systems